City of Lancaster

Monthly Financial Report FY 2018-2019
Through the Month Ended November 30, 2018

The following is a summary of the City's financial results for the major operating funds; presented as of November 30, 2018.

GENERAL FUND SUMMARY

Category	Current Budget	YTD Actual	% Budget Actual	Total Encum	% Budget w/Encum
Revenue	11,441,820	1,706,697	14.92	-	
Expenditures	11,441,820	3,987,306	34.85	1,552,959	48.42
Rev Over(Under) Exp	-	(2,280,609)			

HOSPITALITY FUND SUMMARY

Category	Current Budget	YTD Actual	% Budget Actual	Total Encum	% Budget w/Encum
Revenue	1,092,645	464,520	42.51	-	
Expenditures	1,092,645	296,677	27.15	421,427	65.72
Rev Over(Under) Exp	-	167,843			

GROSS REVENUE FUND SUMMARY

Category	Current Budget	YTD Actual	% Budget Actual	Total Encum	% Budget w/Encum
Revenue	12,396,382	7,339,541	59.21	-	
Expenditures	12,396,382	4,570,122	36.87	3,271,762	63.26
Rev Over(Under) Exp	-	2,769,419			

SOLID WASTE FUND SUMMARY

Category	Current Budget	YTD Actual	% Budget Actual	Total Encum	% Budget w/Encum
Revenue	3,052,408	1,554,977	50.94	-	
Expenditures	3,052,408	1,098,159	35.98	208,775	42.82
Rev Over(Under) Exp	-	456,818			

Budget Year Passed = 42% **Budget Year Balance = 58%**

One month = 8%

City of Lancaster Monthly Financial Report Highlights

General Fund

General Fund revenues for the month totaled 525,713 compared to revenues of 530,930 the same period last year, the difference of 5,217 is not material.

Year-to-date taxes received are 933,258 compared to a budget of 6,759,238.

General Fund expenditures for the month totaled 698,496 compared to expenditures of 656,757 the same period last year, the difference is inconsequential. Month to date expenditures represent 6% of the annual budget.

Year-to-date expenditures are 435,000 more than the 11/30/2017 year to date expenditures and due primarily to CIP expenditures, service contracts and personnel costs. Including encumbrances of 1,552,959, they represent 48.4% of the current budgeted amounts. The year-to-date figures include several large encumbrances for insurance, maintenance/service contracts and other regularly occurring expenses.

Below is a summary update of the planned capital expenditures for FY19.

	FY 19 Budget	FY 19 Actual	Outstanding Encumbrance	Notes
Camera System	$ 13,000	$ -	$ -	Use of Fund Balance
Upgrade ESX/SAN	100,000	100,000	-	Use of Fund Balance
Purchase Equipment/Vehicles	153,000		91,500	Use of Fund Balance
Burn Building	37,000	-	-	Use of Fund Balance
E45T4 Bobcat Excavator/Trailer	66,000	60,627	-	Use of Fund Balance
Refurbish & Install Leaf	60,000	-	-	Use of Fund Balance
Cab & Chassis Veh #295	85,000	-	-	Use of Fund Balance
Coats APX80A Tire Changer	17,000	17,782	-	Use of Fund Balance
City Hall Roof/ Wall removal	400,000	-	321,250	Use of Fund Balance
	$ 931,000	$ 178,409	$ 412,750	

General Fund cash for the month ended at $8,479,970; realizing an decrease of 265,550 from the prior month. 1,979,685 or 23.3% of the general fund cash is restricted for specific uses leaving 6,500,105 or 76.7% available for current expenses. A more detailed analysis of General Fund cash can be found under the cash management section of this report.

Budget Transfers

The City Code of ordinance *(Chapter 2, Article IX, Section 2-241*), requires the Finance Director to report all budget transfers in the next monthly finance report. A copy of the fiscal year-to-date transfer report can be found at the back of this report.

Prior Year to Date	Current Year to Date	Difference	Current Budget	% of Current Budget Collected
1,533,233	1,706,697	173,464	11,441,820	14.92

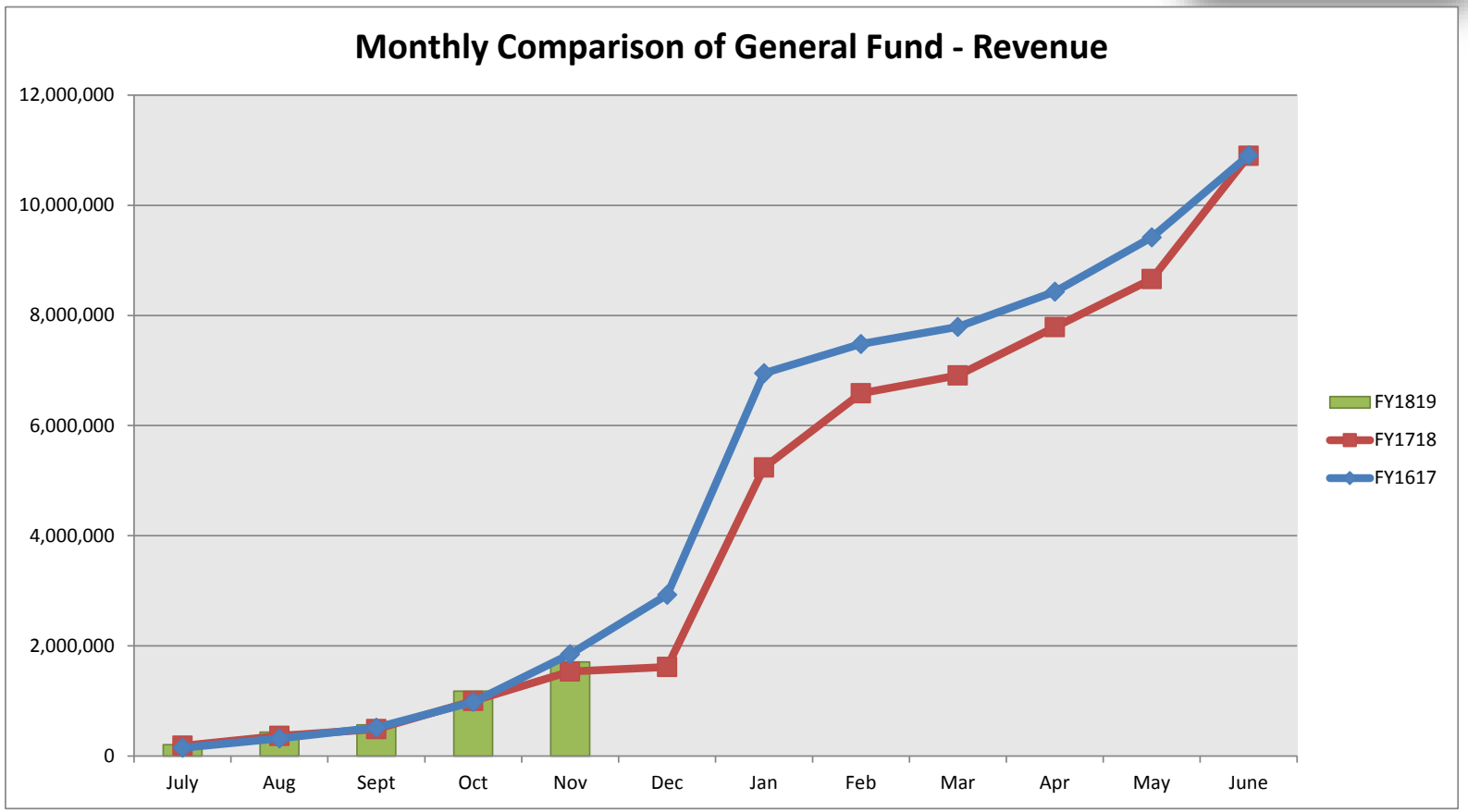

Prior Year to Date	Current Year to Date	Difference	Current Budget	% of Current Budget Spent
3,552,254	3,987,306	435,052	11,441,820	34.85

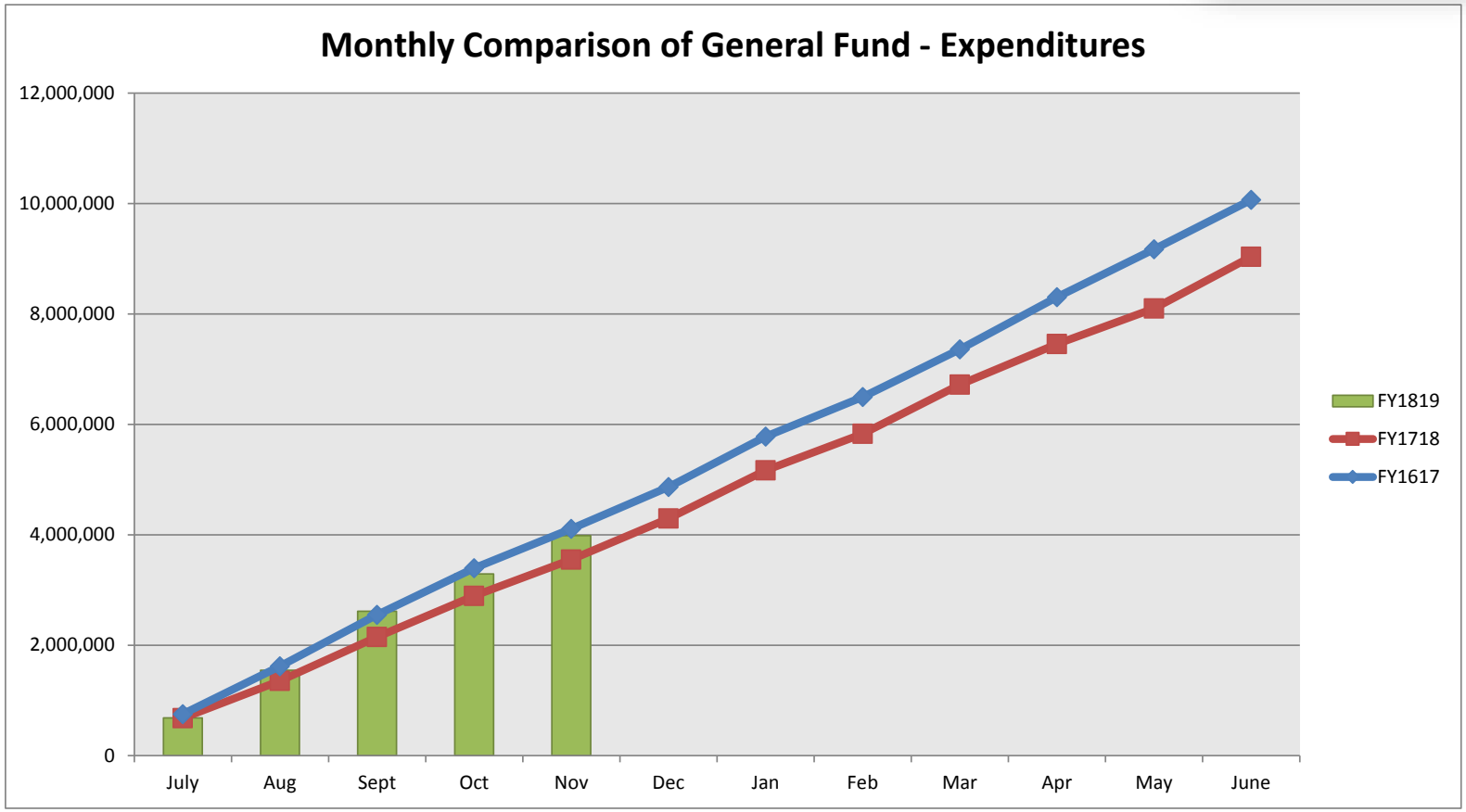

Statement of Monthly Changes in Cash Balances

CITY OF LANCASTER

MTD CASH BALANCES REPORT

AS OF: NOVEMBER 30TH, 2018

	BEGINNING BALANCE	M-T-D DEBITS	M-T-D CREDITS	ENDING BALANCE
100 1-0011-10001 Checking-1st Citizens/GF	1,165,839.30	1,449,976.11	(1,990,435.28)	625,380.13
100 1-0011-10002 Imprest Acct./1st Citizen	0.00	1,585,474.95	(1,585,474.95)	0.00
100 1-0011-10007 ACH Account	100.00	0.00	0.00	100.00
100 1-0017-11601 GF Investments	5,862,894.42	11,730.56	0.00	5,874,624.98
100 1-0011-10004 First Citizens-City Court	774.50	23,335.31	(22,818.81)	1,291.00
100 1-0011-10006 Drug Fund	121,016.47	8,231.25	0.00	129,247.72
100 1-0011-10014 Downtown Reserve	1,239,117.38	30.55	0.00	1,239,147.93
100 1-0011-10016 Econ Dev Incentive	75,061.50	6.17	0.00	75,067.67
100 1-0011-10018 Tax Rollback	291,715.73	308,355.22	(64,960.60)	535,110.35
110 1-0011-10301 Hospitality Tax Account	840,714.41	80,684.74	(46,018.90)	875,380.25
115 1-0011-10911 E911 Funds	43,399.46	3,231.06	0.00	46,630.52
121 1-0011-10225 Southside Savings Acct	26,089.35	0.64	0.00	26,089.99
130 1-0011-10500 Fireman's Club Checking	41,928.87	0.00	(561.13)	41,367.74
200 1-0011-10102 GR Fund Checking	1,397,107.75	1,213,003.99	(923,988.06)	1,686,123.68
200 1-0011-10104 GR ACH Acct	104,727.21	52,716.25	(34,896.87)	122,546.59
200 1-0017-11616 GR Replacement Fund	1,076,564.90	43,900.31	0.00	1,120,465.21
200 1-0017-11619 Series 2000 DSRF	87,608.58	175.27	0.00	87,783.85
200 1-0017-11621 Series 2002 DSRF	63,982.55	128.04	0.00	64,110.59
200 1-0017-11622 Series 2007 DSRF	354,693.45	709.67	0.00	355,403.12
200 1-0017-11617 Series 2016 Erwin Farms DSRF	143,386.49	286.91	0.00	143,673.40
200 1-0017-11623 Series 2017 DSRF	128,579.79	257.25	0.00	128,837.04
200 1-0017-11625 Contingent Fund	400,351.66	801.00	0.00	401,152.66
200 1-0017-11626 Depreciation Fund	2,656,503.62	5,315.15	0.00	2,661,818.77
210 1-0011-10200 Solid Waste	882,281.71	213,882.79	(138,550.88)	957,613.62
210 1-0011-10205 Solid Waste ACH Acct	100.00	2,913.30	(2,913.30)	100.00
210 1-0017-11629 Residential Garbage	381,010.75	4,517.81	0.00	385,528.56
210 1-0017-11630 Commercial Garbage	372,094.96	4,499.98	0.00	376,594.94
GRAND TOTAL	17,757,644.81	(5,014,164.28)	(4,810,618.78)	17,961,190.31

Cash Summary By Fund

	Restricted	Unrestricted	Total Cash Balance
General Fund	1,979,865	6,500,105	8,479,970
Hospitality Tax	875,380	-	875,380
E 911 Fund	46,631	-	46,631
Southside Fund	26,090	-	26,090
Firemen's Fund	41,368	-	41,368
Gross Revenue Fund	3,965,326	2,806,589	6,771,915
Solid Waste Fund	-	1,719,837	1,719,837
	$ 6,934,659	$ 11,026,531	$ 17,961,190

Prior Year to Date	Current Year to Date	12 month Difference	Unrestricted Cash Balance @ 6/30/18	Fiscal YTD Difference
4,786,012	6,500,105	1,714,093	8,579,144	(2,079,039)

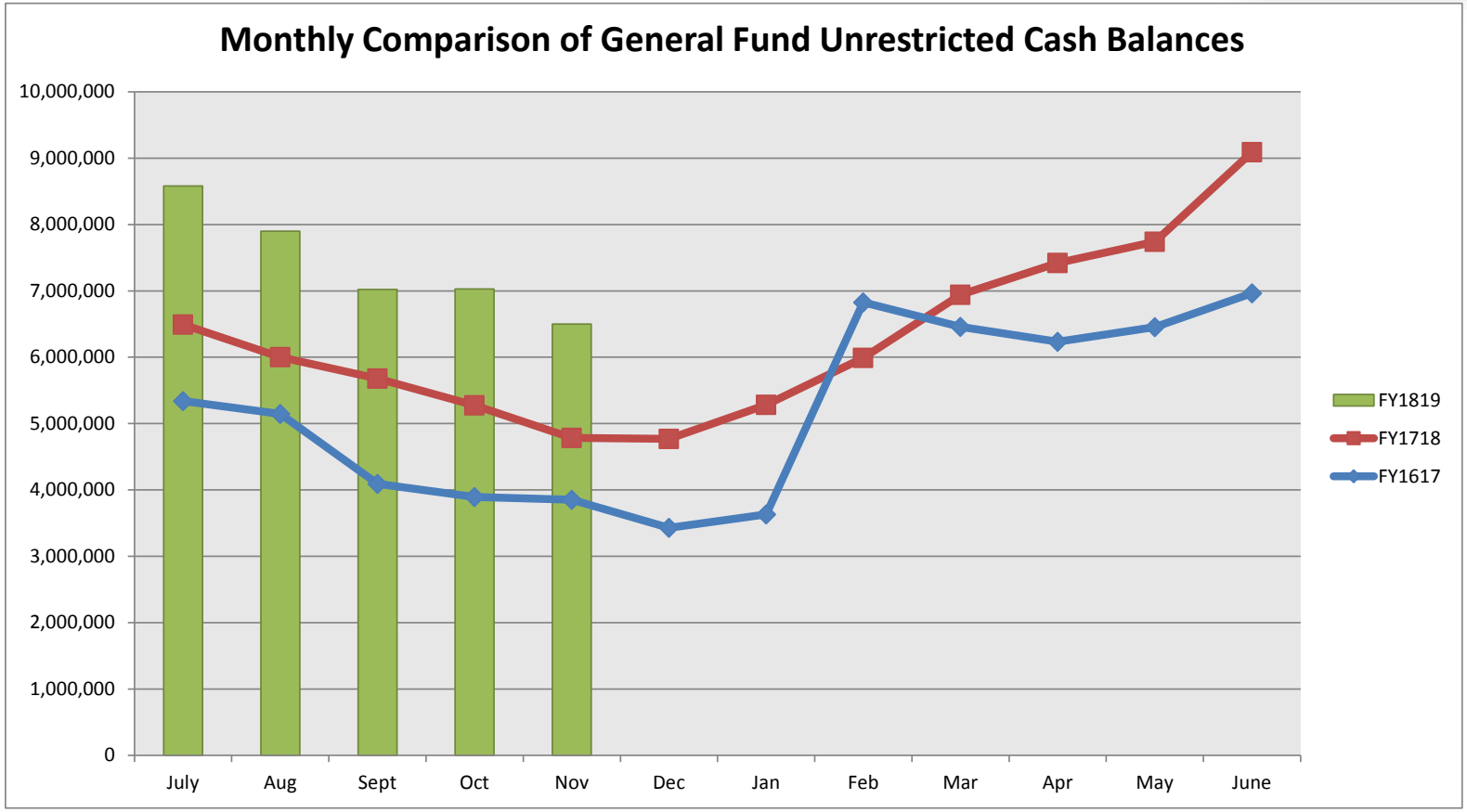

Hospitality Tax Fund

Hospitality Tax Fund revenues for the month totaled 81,124 compared to revenues of 75,265 the same period last year, the difference is not significant.

The Hospitality taxes collected during the month totaled 76,479.

Hospitality Tax Fund expenditures for the month totaled 44,909 compared to expenditures of 104,638 the same period last year, the difference is due to the timing of the 60,000 payent for the performing arts series Year-to-date expenditures including encumbrances of 421,427 represent 65.72% of the current budgeted amounts. Line item detail of the expenditures are included at the back of this report.

Hospitality Tax Fund cash ended the month at $875,380; realizing an increase of 34,666 from the prior month. All dollars in the Hospitality Fund are restricted, as required, and can only be used to fund expenditures that comply with Section 6-1-730 of the South Carolina Code of Laws, 1976, as amended.

E911 Fund

E911 Fund cash as of November 30, 2018 is $46,631. This represents an increase of 3,232 due the payment of E911 for September 2018

All dollars in the E911 Fund are restricted, as required, and can only be used to fund expenditures that comply with Section 23-47-40 of the South Carolina Code of Laws, 1976, as amended.

Prior Year to Date	Current Year to Date	Difference	Current Budget	% of Current Budget Collected
454,041	464,520	10,479	1,092,645	42.51

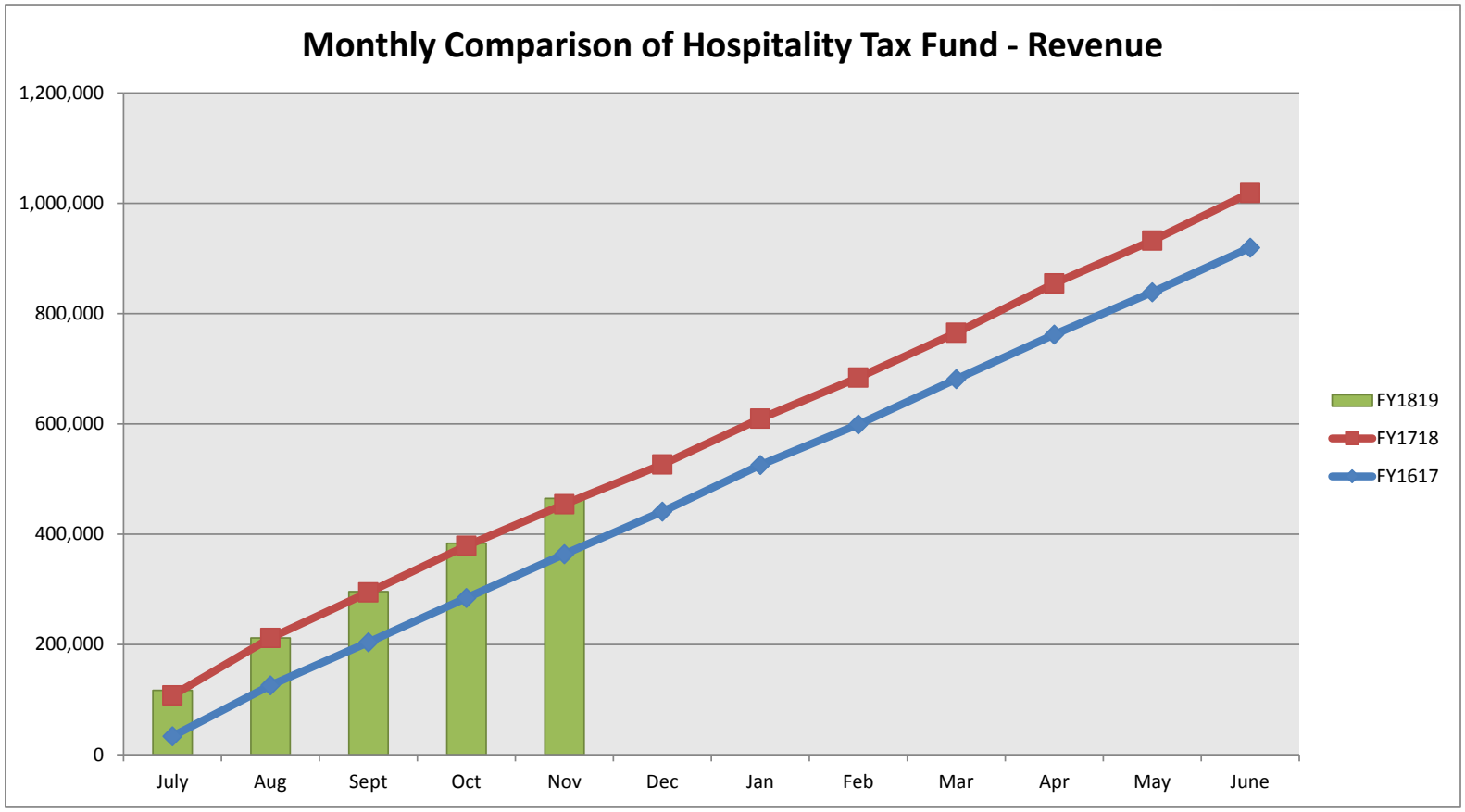

Prior Year to Date	Current Year to Date	Difference	Current Budget	% of Current Budget Spent
307,760	296,677	(11,083)	1,092,645	27.15

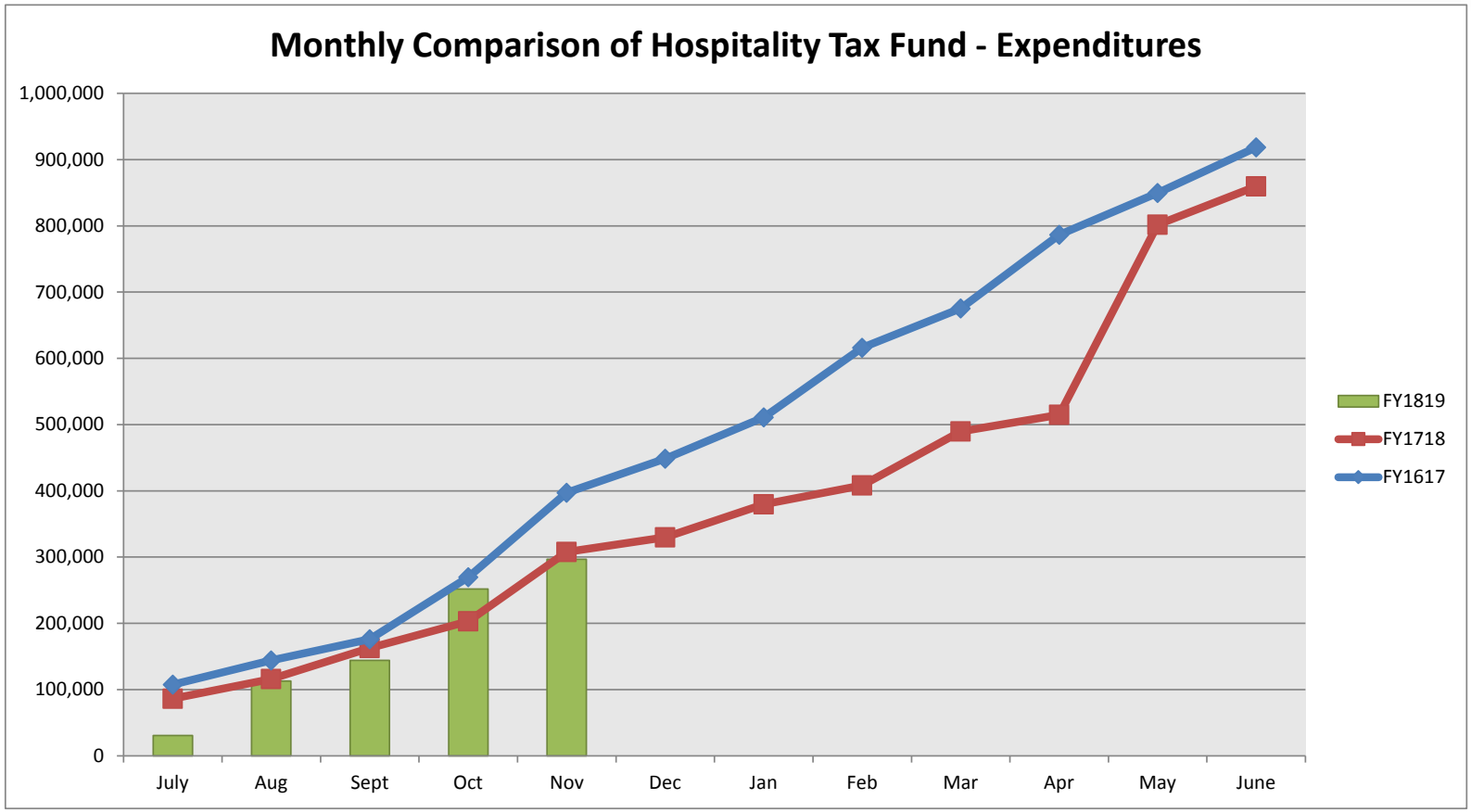

Gross Revenue Fund

Gross Revenue Fund revenues for the month totaled 1,028,981 compared to revenues of 1,035,713 the same period last year, the difference is not material. The extraordinary items budgeted for this fiscal year in revenue contribute to variances in the overall revenue percentage. These extraordinary items include budget amounts of 4,226,900 for grant and loan proceeds.

Gross Revenue Fund expenses for the month totaled 779,467 compared to expenditures of 498,740 the same period last year, the difference is primarily due to expenditures related to the sewer imrpovements. Month to date expenditures represent 6% of the annual budget while year to date expenditures represent 37% of the current budgeted amounts. An additional 3,271,762 is encumbered for capital improvement projects and annual contracts leaving 37% of the budget available for new commitments. Line item detail of the expenditures are included at the back of this report.
Line item detail of the expenditures are included at the back of this report.

Below is a summary update of the planned capital expenditures for FY19.

	FY 19 Budget	FY 19 Actual	Outstanding Encumbrance	Notes
Ford F450 Service Truck	$ 55,000	$ -	$ 50,721	Use of Fund Balance
JCB Backhoe	80,000	-	77,126	Use of Fund Balance
Upgrade Meter Reading System	44,000	-	44,000	Use of Fund Balance
Chlorine/Alum/Feed Pump (4)	20,000	-	-	Use of Fund Balance
Sludge Dewatering Press	450,000	10,500	405,000	Use of Fund Balance
Clarifier Return Pump	25,000	13,682	-	Use of Fund Balance
Zero Turn Lawn Mower	15,000	-	-	Use of Fund Balance
Backup Gas Generators	100,000	-	101,300	Use of Fund Balance
	$ 789,000	$ 24,182	$ 678,147	

Gross Revenue Fund cash for the month ended at $6,771,915; realizing an increase of 358,409 from the prior month. 2,806,589 or 41.4% of the Gross Revenue Fund balance is available for current expenses while 3,965,326, or 58.6% is restricted for specific uses. The restricted cash includes internal funding for the Depreciation Fund approximately 2.66m, Contingency Fund - 400k and Debt Service - 902k.
A more detailed analysis of Gross Revenue Fund cash can be found under the cash management section of this report.

Prior Year to Date	Current Year to Date	Difference	Current Budget	% of Current Budget Collected
5,350,946	7,339,541	1,988,595	12,396,382	59.21

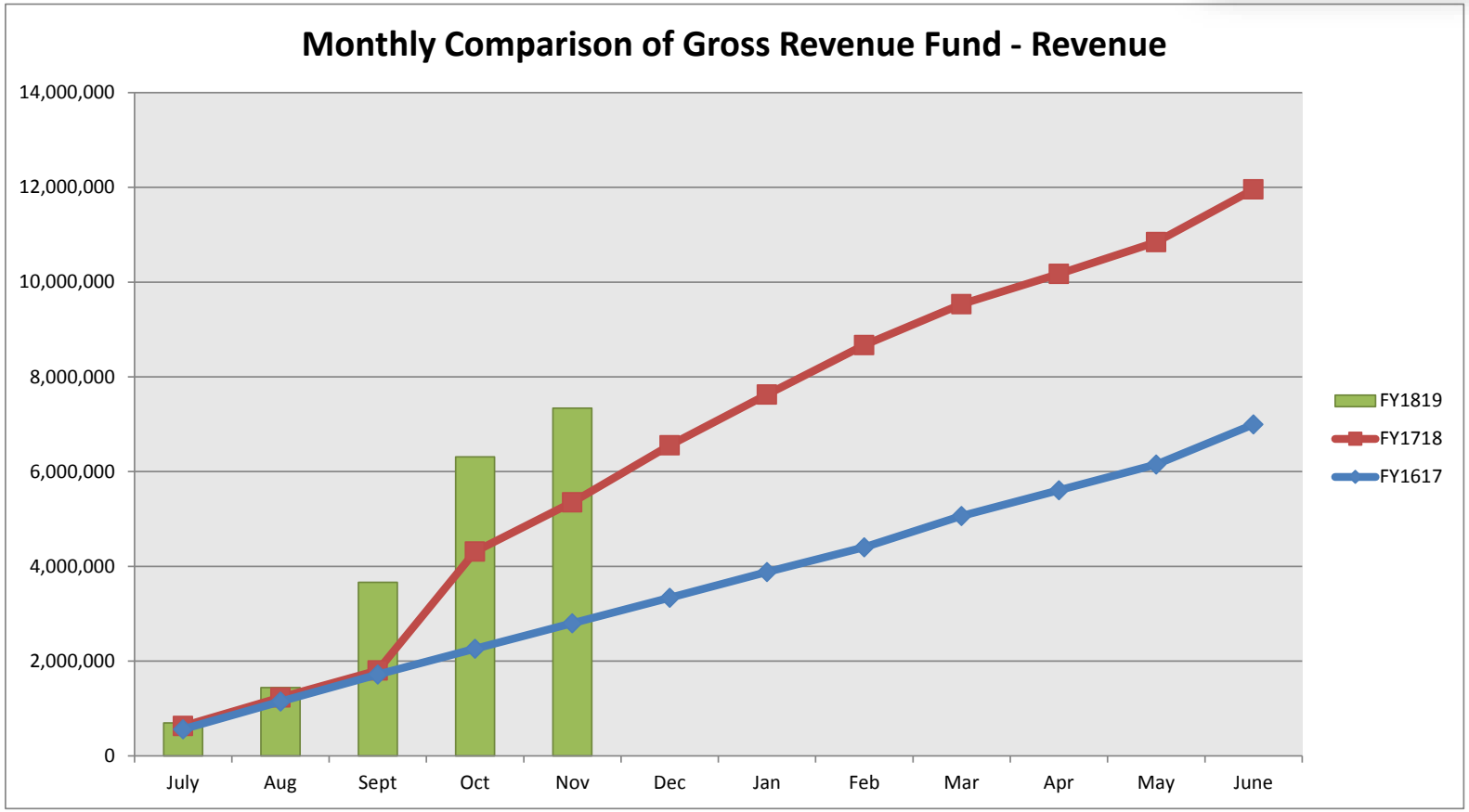

Prior Year to Date	Current Year to Date	Difference	Current Budget	% of Current Budget Spent
3,949,484	4,570,122	620,638	12,396,382	36.87

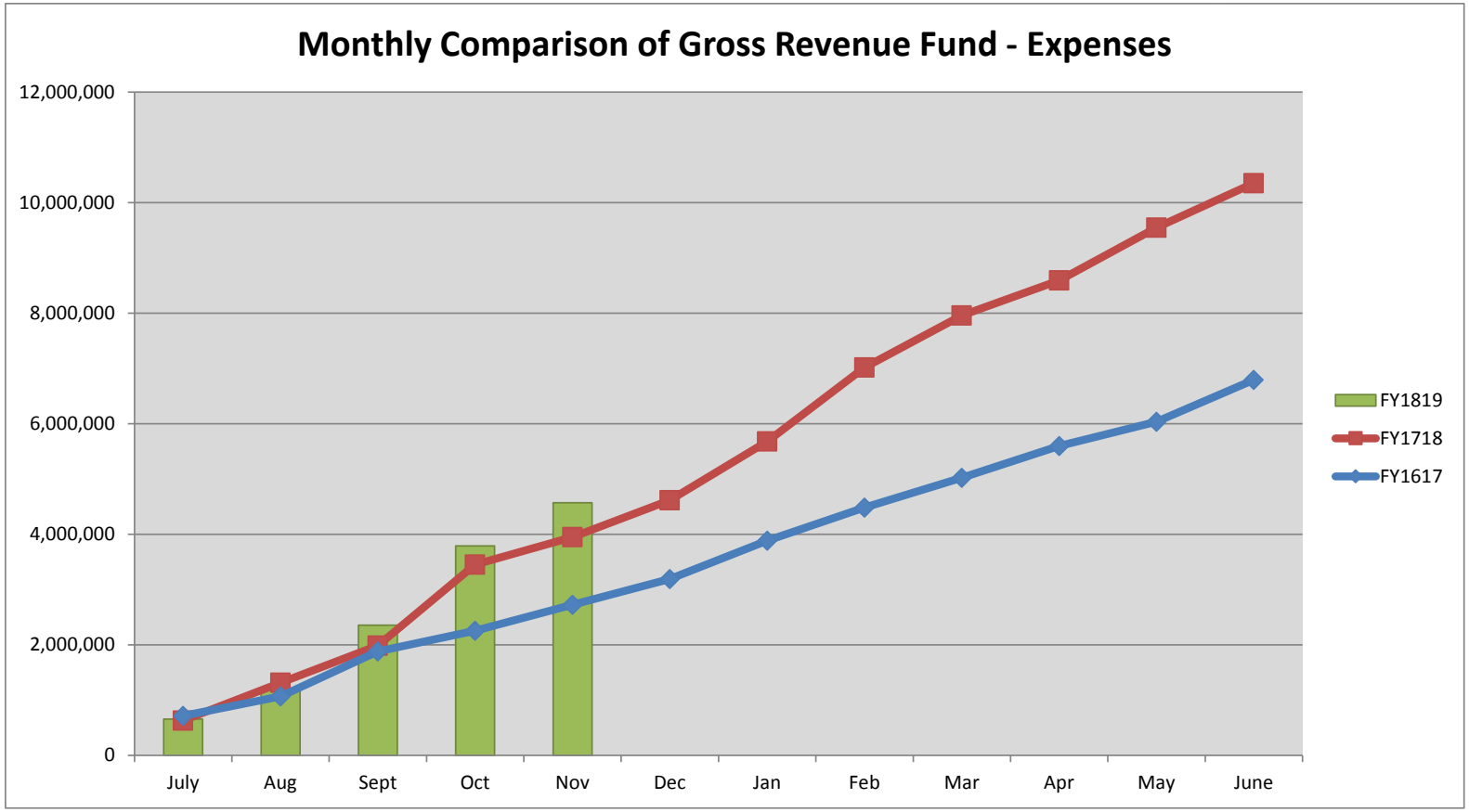

Solid Waste Fund

Solid Waste Fund revenues for the month totaled 259,241 compared to revenues of 215,292 the same period last year, the difference is not significant .

Solid Waste Fund expenses for the month totaled 141,088 compared to expenditures of 132,195 the same period last year, the difference is not significant. Month to date expenditures represent 5% of the annual budget while year to date expenditures represent 36%. An additional 208,775 is encumbered for various projects and annual contracts leavng 57% of the budget available for new commitments. Line item detail of the expenditures are included at the back of this report.

Below is a summary update of the planned capital expenditures for FY19.

	FY 19 Budget	FY 19 Actual	Outstanding Encumbrance	Notes
Concrete Roadway/parkway	$ 35,000	$ 34,160	$ 411	Use of Fund Balance
Two Walking Floor Trailor	148,000	147,836	-	Use of Fund Balance
Transfer Station Repair	335,000	-	-	Use of Fund Balance
	$ 518,000	$ 181,996	$ 411	

Solid Waste Fund cash for the month ended at $1,635,487, realizing a decrease of 274,545 from the prior month. All of the Solid Waste Fund Cash is unrestricted. A more detailed analysis of Solid Waste Fund cash can be found under the cash management section of this report.

Prior Year to Date	Current Year to Date	Difference	Current Budget	% of Current Budget Collected
1,506,286	1,554,977	48,691	3,052,408	50.94

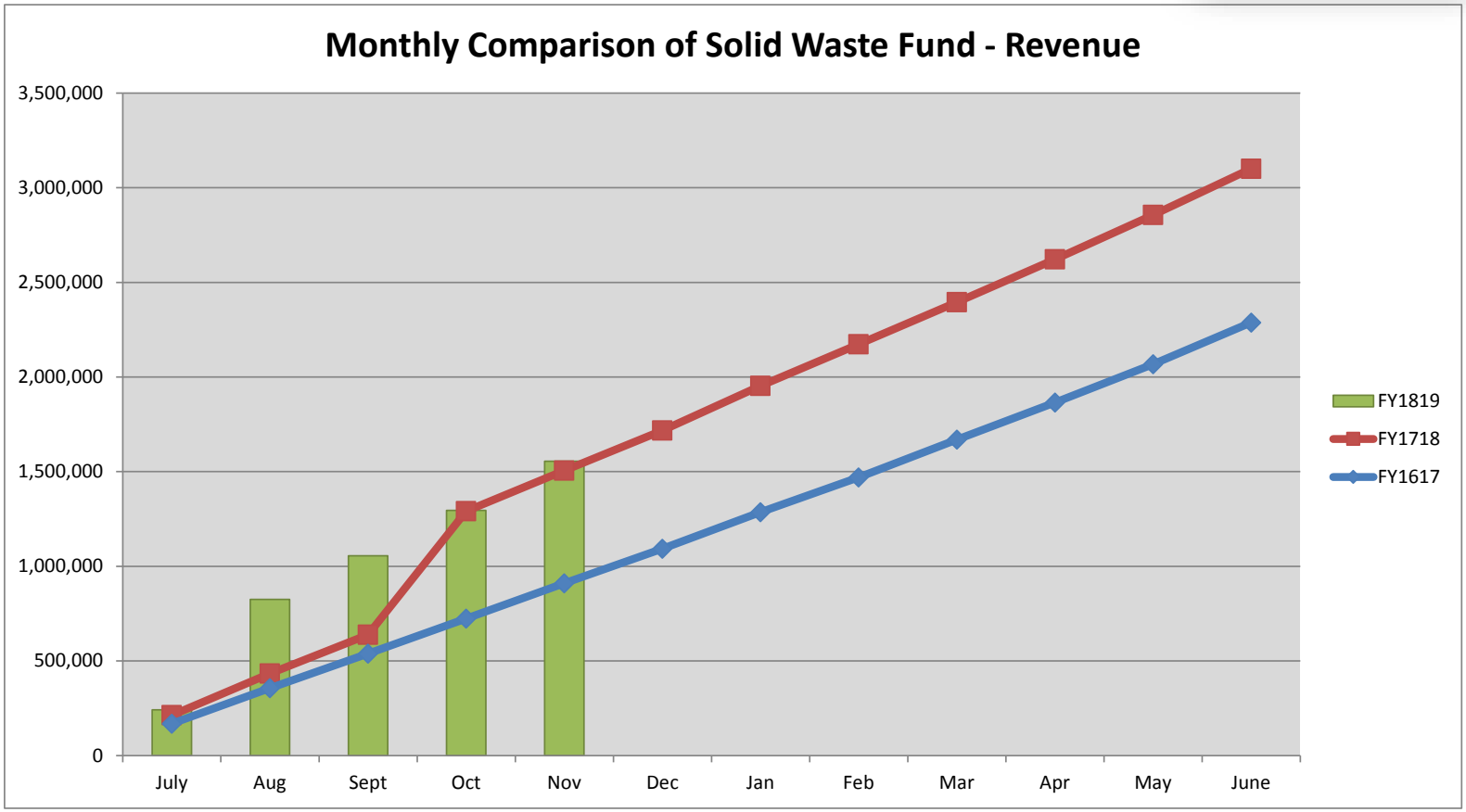

Prior Year to Date	Current Year to Date	Difference	Current Budget	% of Current Budget Spent
923,960	1,098,159	174,199	3,052,408	35.98

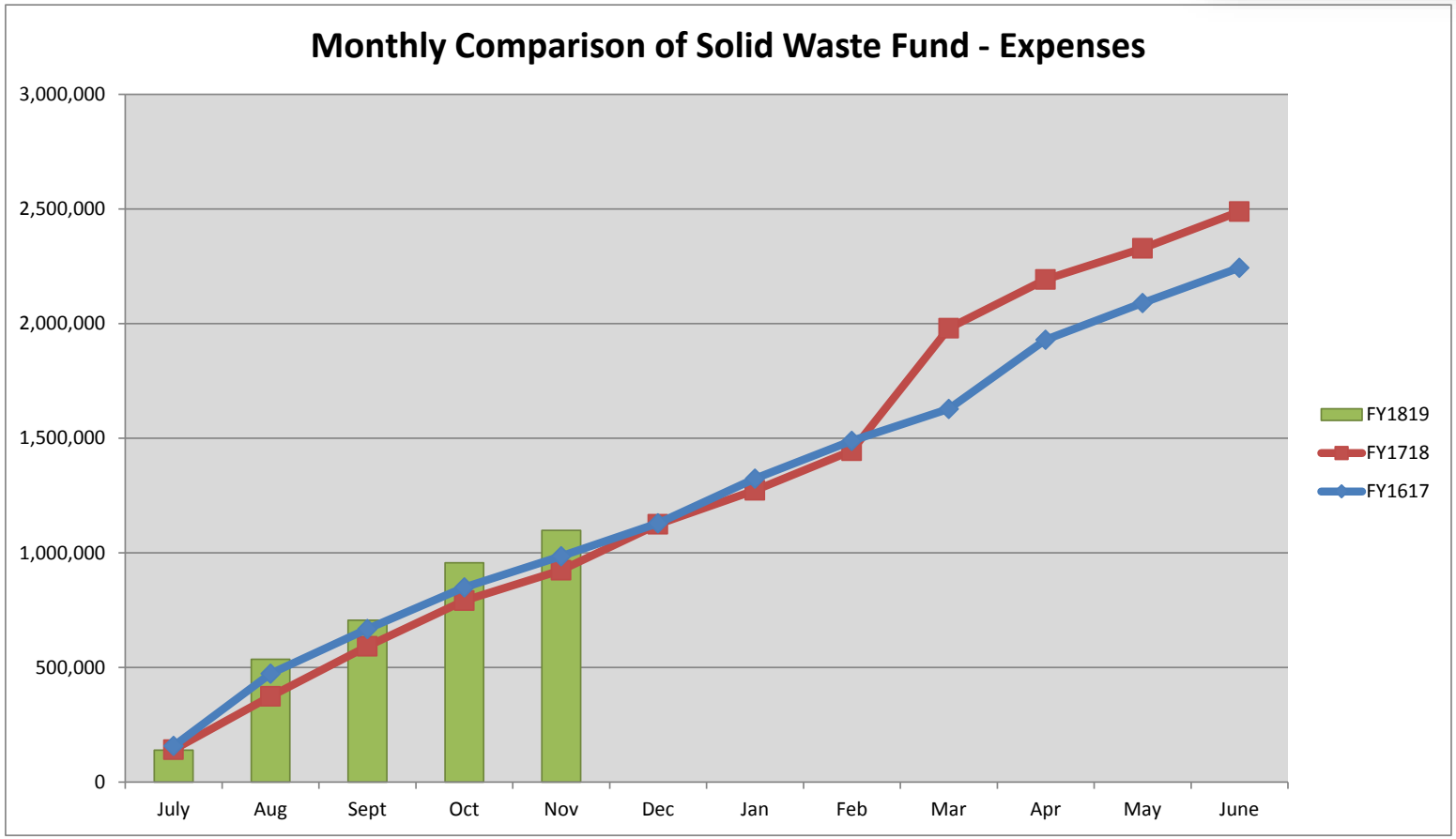

Statement of Revenues

100-General Fund

AS OF: NOVEMBER 30TH, 2018
% OF YEAR COMPLETED: 41.67

REVENUES	ORIGINAL BUDGET	CURRENT BUDGET	MONTHLY REVENUES	YEAR TO DATE REVENUES	TOTAL ENCUMBERED	BUDGET REMAINING	% BUDGET EXPENDED
100-4-0100-41001 Current Taxes - Real	2,676,238	2,676,238	160,421.07	229,674.55	0.00	2,446,563.45	8.58
100-4-0100-41002 Current Taxes - Vehicl	275,000	275,000	18,988.20	99,058.59	0.00	175,941.41	36.02
100-4-0100-41003 Homestead Exemption	228,000	228,000	0.00	0.00	0.00	228,000.00	0.00
100-4-0100-41007 Manf Personal Exemptio	145,000	145,000	0.00	0.00	0.00	145,000.00	0.00
100-4-0100-41010 Property Tax Rollback	2,125,000	2,125,000	64,960.60	126,613.44	0.00	1,998,386.56	5.96
100-4-0100-41011 Local Option Tax Reven	660,000	660,000	125,596.06	254,356.50	0.00	405,643.50	38.54
100-4-0100-41013 Del Tax - Prior Yrs	50,000	50,000	12,260.63	190,793.21	0.00	(140,793.21)	381.59
100-4-0100-41014 Del Tax - Curr Yr	75,000	75,000	0.00	25,914.42	0.00	49,085.58	34.55
100-4-0100-41019 In Lieu of Taxes	495,000	495,000	0.00	0.00	0.00	495,000.00	0.00
100-4-0100-41022 Tax Penalties	30,000	30,000	1,824.26	6,847.75	0.00	23,152.25	22.83
100-4-0100-41023 Privilege License	2,050,000	2,050,000	10,704.51	125,475.61	0.00	1,924,524.39	6.12
100-4-0100-41025 Building Permits	40,000	40,000	1,428.50	21,026.05	0.00	18,973.95	52.57
100-4-0100-41026 Cable Franchise Fee	90,000	90,000	20,757.98	20,757.98	0.00	69,242.02	23.06
100-4-0100-41027 Telecommunications	33,075	33,075	0.00	0.00	0.00	33,075.00	0.00
100-4-0100-41031 Duke Power Tax	685,000	685,000	0.00	217,734.68	0.00	467,265.32	31.79
100-4-0100-41032 Court Fines	160,000	160,000	7,072.29	42,290.75	0.00	117,709.25	26.43
100-4-0100-41033 Fire Prot. Contracts	30,000	30,000	0.00	34,699.00	0.00	(4,699.00)	115.66
100-4-0100-41034 Sale of Assets	10,000	10,000	0.00	7,422.56	0.00	2,577.44	74.23
100-4-0100-41035 Victim's Revenue	18,000	18,000	562.44	3,368.67	0.00	14,631.33	18.71
100-4-0100-41037 Springs Sale Proceeds	0	0	0.00	0.00	0.00	0.00	0.00
100-4-0100-41038 School Guard & Sro	60,000	60,000	7,666.06	28,577.91	0.00	31,422.09	47.63
100-4-0100-41039 Cemetery Fees	10,000	10,000	0.00	1,550.00	0.00	8,450.00	15.50
100-4-0100-41041 Miscellaneous Income	10,000	10,000	0.00	15,629.61	0.00	(5,629.61)	156.30
100-4-0100-41043 Lot Clearing	10,000	10,000	929.00	5,152.05	0.00	4,847.95	51.52
100-4-0100-41045 Certification Fees	3,000	3,000	100.00	425.00	0.00	2,575.00	14.17
100-4-0100-41046 Insurance Proceeds	15,000	15,000	0.00	6,654.23	0.00	8,345.77	44.36
100-4-0100-41048 Donations	10,000	10,000	0.00	0.00	0.00	10,000.00	0.00
100-4-0100-41051 Interest on Savings	40,000	40,000	11,821.36	61,534.57	0.00	(21,534.57)	153.84
100-4-0100-41053 Loan Project Interest	0	0	0.00	0.00	0.00	0.00	0.00
100-4-0100-41055 Planning And Zoning Re	2,000	2,000	50.00	1,035.00	0.00	965.00	51.75
100-4-0100-41061 Accommodations Tax	55,000	55,000	11,345.05	11,345.05	0.00	43,654.95	20.63
100-4-0100-41064 Merchants Inventory	70,000	70,000	17,921.79	35,843.58	0.00	34,156.42	51.21
100-4-0100-41065 Motor Carrier Property	60,000	60,000	820.77	21,839.49	0.00	38,160.51	36.40
100-4-0100-41067 Local Government Fund	185,000	185,000	48,143.99	48,143.99	0.00	136,856.01	26.02
100-4-0100-41075 Grant Proceeds	0	0	0.00	0.00	0.00	0.00	0.00
100-4-0100-41076 Grant Proceeds/Pass Th	0	0	0.00	0.00	0.00	0.00	0.00
100-4-0100-41082 Police Dept Revenues	25,000	25,000	2,338.82	12,932.60	0.00	12,067.40	51.73
100-4-0100-41083 Tran Fr Hospitality Fn	0	0	0.00	0.00	0.00	0.00	0.00
100-4-0100-41084 County Payments	190,507	190,507	0.00	50,000.00	0.00	140,507.00	26.25
100-4-0100-41085 Tran Fr Hosp - See Lan	0	0	0.00	0.00	0.00	0.00	0.00
100-4-0100-41086 See Lanc - Other	0	0	0.00	0.00	0.00	0.00	0.00
100-4-0100-41088 Performing Arts	0	0	0.00	0.00	0.00	0.00	0.00
100-4-0100-41090 Carryover - Cip	494,000	494,000	0.00	0.00	0.00	494,000.00	0.00
100-4-0100-41092 Carryover - Downtown	120,000	120,000	0.00	0.00	0.00	120,000.00	0.00
100-4-0100-41093 Carryover - Victim Ser	0	0	0.00	0.00	0.00	0.00	0.00
100-4-0100-41094 Carryover - Other	207,000	207,000	0.00	0.00	0.00	207,000.00	0.00
100-4-0100-41095 Loan Proceeds	0	0	0.00	0.00	0.00	0.00	0.00
100-4-0100-41096 Interfund Loan	0	0	0.00	0.00	0.00	0.00	0.00
TOTAL REVENUES	11,441,820	11,441,820	525,713.38	1,706,696.84	0.00	9,735,123.16	14.92

110-Hospitality Tax Fund

AS OF: NOVEMBER 30TH, 2018
% OF YEAR COMPLETED: 41.67

REVENUES	ORIGINAL BUDGET	CURRENT BUDGET	MONTHLY REVENUES	YEAR TO DATE REVENUES	TOTAL ENCUMBERED	BUDGET REMAINING	% BUDGET EXPENDED
110-4-0100-41088 Performing Arts	95,000	95,000	3,570.00	67,421.16	0.00	27,578.84	70.97
110-4-0100-44001 Hospitality Tax	862,145	862,145	76,479.51	392,586.27	0.00	469,558.73	45.54
110-4-0100-44041 Miscellaneous Income	10,000	10,000	1,040.00	1,340.00	0.00	8,660.00	13.40
110-4-0100-44046 Insurance Proceeds	0	0	0.00	0.00	0.00	0.00	0.00
110-4-0100-44051 Interest	500	500	34.61	172.35	0.00	327.65	34.47
110-4-0100-44072 Tran from GF - HT Loan	0	0	0.00	0.00	0.00	0.00	0.00
110-4-0100-44075 Grant Proceeds	100,000	100,000	0.00	3,000.00	0.00	97,000.00	3.00
110-4-0100-44092 Carryover-Restricted	25,000	25,000	0.00	0.00	0.00	25,000.00	0.00
TOTAL REVENUES	1,092,645	1,092,645	81,124.12	464,519.78	0.00	628,125.22	42.51

Statement of Revenues

200-Gross Revenue Fund

AS OF: NOVEMBER 30TH, 2018
% OF YEAR COMPLETED: 41.67

REVENUES	ORIGINAL BUDGET	CURRENT BUDGET	MONTHLY REVENUES	YEAR TO DATE REVENUES	TOTAL ENCUMBERED	BUDGET REMAINING	% BUDGET EXPENDED
200-4-0100-42001 In City Water	1,925,000	1,925,000	168,447.20	844,008.60	0.00	1,080,991.40	43.84
200-4-0100-42002 Outside Water	1,100,000	1,100,000	101,967.79	527,776.84	0.00	572,223.16	47.98
200-4-0100-42003 Joslyn Clark Controls,	1,750	1,750	162.02	810.12	0.00	939.88	46.29
200-4-0100-42004 Water Penalties	140,000	140,000	14,400.35	73,803.03	0.00	66,196.97	52.72
200-4-0100-42005 Water Taps	5,000	5,000	0.00	1,350.00	0.00	3,650.00	27.00
200-4-0100-42006 Second Penalty	87,500	87,500	7,625.00	43,200.00	0.00	44,300.00	49.37
200-4-0100-42007 Miscellaneous Receipts	5,000	5,000	(8.40)	40,399.22	0.00	(35,399.22)	807.98
200-4-0100-42009 Ews Hospital Water	50,000	50,000	8,111.90	42,863.69	0.00	7,136.31	85.73
200-4-0100-42010 Gillette Company Water	30,000	30,000	3,380.01	26,422.76	0.00	3,577.24	88.08
200-4-0100-42011 Soliant Llc Water	24,000	24,000	2,226.70	15,589.38	0.00	8,410.62	64.96
200-4-0100-42013 Administrative Fee	9,500	9,500	800.00	3,655.00	0.00	5,845.00	38.47
200-4-0100-42031 In City Sewer	1,490,000	1,490,000	175,604.68	843,284.59	0.00	646,715.41	56.60
200-4-0100-42032 Outside Sewer	1,000,000	1,000,000	114,077.50	568,787.57	0.00	431,212.43	56.88
200-4-0100-42033 Springs Industries	2,500	2,500	731.58	2,624.82	0.00	(124.82)	104.99
200-4-0100-42034 Joslyn Clark Controls,	450	450	64.28	317.40	0.00	132.60	70.53
200-4-0100-42035 Sewer Taps	5,000	5,000	0.00	1,600.00	0.00	3,400.00	32.00
200-4-0100-42036 Soliant Llc Sewer	25,000	25,000	2,911.97	20,617.92	0.00	4,382.08	82.47
200-4-0100-42038 Septic Tank Fees	25,000	25,000	0.00	6,668.80	0.00	18,331.20	26.68
200-4-0100-42039 Ews Hospital Sewer	55,000	55,000	10,467.50	55,359.56	0.00	(359.56)	100.65
200-4-0100-42040 Gillette Company Sewer	20,000	20,000	3,661.29	29,188.21	0.00	(9,188.21)	145.94
200-4-0100-42041 Lanc. Co W/S District	450,000	450,000	52,498.64	278,799.43	0.00	171,200.57	61.96
200-4-0100-42042 WSD - Ft Lawn Sewer	60,000	60,000	7,764.75	33,550.86	0.00	26,449.14	55.92
200-4-0100-42046 Sale of Assets	0	0	310.00	3,846.95	0.00	(3,846.95)	0.00
200-4-0100-42047 Insurance Proceeds	0	0	1,193.52	1,193.52	0.00	(1,193.52)	0.00
200-4-0100-42048 Restitution Payments	0	0	0.00	0.00	0.00	0.00	0.00
200-4-0100-42060 Interest on Savings	25,000	25,000	9,888.60	42,126.47	0.00	(17,126.47)	168.51
200-4-0100-42062 Loan Project Interest	0	0	0.00	0.00	0.00	0.00	0.00
200-4-0100-42064 Jci Billed Rev Incr	0	0	0.00	0.00	0.00	0.00	0.00
200-4-0100-42068 Grant Proceeds	1,199,500	1,199,500	0.00	0.00	0.00	1,199,500.00	0.00
200-4-0100-42069 County Reimbursements	50,000	50,000	43,649.78	114,883.15	0.00	(64,883.15)	229.77
200-4-0100-42070 Special Rev - Ft Lawn	0	0	0.00	0.00	0.00	0.00	0.00
200-4-0100-42080 Capital Contributions	0	0	0.00	0.00	0.00	0.00	0.00
200-4-0100-42085 Infrastructure Fee	140,000	140,000	11,507.43	58,011.43	0.00	81,988.57	41.44
200-4-0100-42090 Carryover-Cip Allocati	789,000	789,000	0.00	0.00	0.00	789,000.00	0.00
200-4-0100-42091 Carryover - Other	0	0	0.00	0.00	0.00	0.00	0.00
200-4-0100-42092 Carryover - Restricted	654,782	654,782	0.00	0.00	0.00	654,782.00	0.00
200-4-0100-42095 Loan Proceeds	3,027,400	3,027,400	287,537.00	3,658,802.00	0.00	(631,402.00)	120.86
200-4-0100-42096 Lease Proceeds	0	0	0.00	0.00	0.00	0.00	0.00
TOTAL REVENUES	12,396,382	12,396,382	1,028,981.09	7,339,541.32	0.00	5,056,840.68	59.21

210-Solid Waste Fund

AS OF: NOVEMBER 30TH, 2018
% OF YEAR COMPLETED: 41.67

REVENUES	ORIGINAL BUDGET	CURRENT BUDGET	MONTHLY REVENUES	YEAR TO DATE REVENUES	TOTAL ENCUMBERED	BUDGET REMAINING	% BUDGET EXPENDED
210-4-0100-46100 Residential Garbage	715,000	715,000	63,666.50	331,760.50	0.00	383,239.50	46.40
210-4-0100-46200 Commercial Garbage	625,000	625,000	48,784.21	247,010.88	0.00	377,989.12	39.52
210-4-0100-46300 Recycling Sales	50,000	50,000	2,913.30	11,337.45	0.00	38,662.55	22.67
210-4-0100-46400 Interest on Savings	6,000	6,000	1,517.79	7,056.41	0.00	(1,056.41)	117.61
210-4-0100-46500 Miscellaneous	3,000	3,000	0.00	2,489.34	0.00	510.66	82.98
210-4-0100-46510 Sale of Assets	3,000	3,000	5,595.00	9,412.76	0.00	(6,412.76)	313.76
210-4-0100-46600 Insurance Proceeds	0	0	0.00	0.00	0.00	0.00	0.00
210-4-0100-46700 Roll-Off Containers	140,000	140,000	23,480.19	87,357.42	0.00	52,642.58	62.40
210-4-0100-46701 Utility - Roll-Off Con	0	0	0.00	303.02	0.00	(303.02)	0.00
210-4-0100-46710 Transfer Station Use	885,000	885,000	113,283.73	523,248.77	0.00	361,751.23	59.12
210-4-0100-46720 Tran From GF - Tran St	0	0	0.00	0.00	0.00	0.00	0.00
210-4-0100-46800 Carryover - Cip	183,000	183,000	0.00	0.00	0.00	183,000.00	0.00
210-4-0100-46810 Carryover - Other	107,408	107,408	0.00	0.00	0.00	107,408.00	0.00
210-4-0100-46880 Settlement Proceed	335,000	335,000	0.00	335,000.00	0.00	0.00	100.00
210-4-0100-46896 Lease Proceeds	0	0	0.00	0.00	0.00	0.00	0.00
TOTAL REVENUES	3,052,408	3,052,408	259,240.72	1,554,976.55	0.00	1,497,431.45	50.94

Departmental Expenditure/Expense Summary

AS OF: NOVEMBER 30TH, 2018
% OF YEAR COMPLETED: 41.67

100-General Fund

EXPENDITURE SUMMARY	ORIGINAL BUDGET	CURRENT BUDGET	MONTHLY EXPENDITURES	YEAR-TO-DATE EXPENDITURES	TOTAL ENCUMBERED	BUDGET REMAINING	% BUDGET EXPENDED
Mayor & Council	114,736	114,736	7,161.69	33,233.56	11,994.36	69,508.08	39.42
City Administrator	254,060	254,060	17,119.19	85,794.69	84.52	168,180.79	33.80
Grounds Maintenance	131,573	131,573	10,721.64	50,122.98	2,430.16	79,019.86	39.94
Human Resources	328,776	328,776	28,928.55	111,748.65	58,746.76	158,280.59	51.86
Finance	215,574	215,574	16,093.23	68,627.55	10,847.63	136,098.82	36.87
Information Technology	827,226	827,226	53,897.25	337,667.50	285,501.33	204,057.17	75.33
Legal Services	42,086	42,086	6,513.86	22,493.18	4,182.27	15,410.55	63.38
General Expense	1,920,400	1,920,400	109,616.70	702,995.16	359,651.76	857,753.08	55.33
Support Services	0	0	0.00	6,094.29	0.00	(6,094.29)	0.00
See Lancaster	72,329	72,329	4,227.75	24,767.19	3,943.24	43,618.57	39.69
Police	3,058,779	3,058,779	214,612.78	1,032,135.75	39,928.66	1,986,714.59	35.05
Victim's Services	25,877	25,877	1,602.60	8,939.68	0.00	16,937.32	34.55
Law Enf Grants	0	0	0.00	0.00	0.00	0.00	0.00
Court Admin	391,704	391,704	27,512.50	134,832.18	16,093.83	240,777.99	38.53
Fire	1,765,553	1,765,553	114,095.28	602,932.53	20,534.98	1,142,085.49	35.31
Street Division	788,195	788,195	53,799.43	288,812.67	141,842.62	357,539.71	54.64
Vehicle Maintenance	108,955	108,955	5,285.36	50,503.84	11,027.99	47,423.17	56.47
Building Official	270,997	270,997	18,868.60	103,087.61	677.60	167,231.79	38.29
Parks & Playgrounds	193,300	193,300	8,440.00	21,223.64	7,506.51	164,569.85	14.86
Comm Service Grants	208,000	208,000	0.00	34,805.77	24,896.88	148,297.35	28.70
Debt Service	192,700	192,700	0.00	71,477.36	122,108.19	(885.55)	100.46
CIP Expenditures	531,000	531,000	0.00	195,010.22	430,959.92	(94,970.14)	117.89
Hope on Hill Renov	0	0	0.00	0.00	0.00	0.00	0.00
Streetscape - S Main	0	0	0.00	0.00	0.00	0.00	0.00
CD - LHS/NE Sdwks	0	0	0.00	0.00	0.00	0.00	0.00
TOTAL EXPENDITURES	11,441,820	11,441,820	698,496.41	3,987,306.00	1,552,959.21	5,901,554.79	48.42

110-Hospitality Tax Fund

EXPENDITURE SUMMARY	ORIGINAL BUDGET	CURRENT BUDGET	MONTHLY EXPENDITURES	YEAR-TO-DATE EXPENDITURES	TOTAL ENCUMBERED	BUDGET REMAINING	% BUDGET EXPENDED
Hospitality	484,550	484,550	5,984.39	36,153.09	292,949.32	155,447.59	67.92
Events Management	233,584	233,584	29,040.13	82,422.48	24,793.09	126,368.43	45.90
Performing Arts	374,511	374,511	9,883.98	178,101.12	103,684.13	92,725.75	75.24
TOTAL EXPENDITURES	1,092,645	1,092,645	44,908.50	296,676.69	421,426.54	374,541.77	65.72

200-Gross Revenue Fund

EXPENDITURE SUMMARY	ORIGINAL BUDGET	CURRENT BUDGET	MONTHLY EXPENDITURES	YEAR-TO-DATE EXPENDITURES	TOTAL ENCUMBERED	BUDGET REMAINING	% BUDGET EXPENDED
Public Works Admin	197,731	197,731	14,481.65	76,362.97	36,453.72	84,914.31	57.06
Water Service	1,410,902	1,410,902	91,685.25	509,615.18	394,597.02	506,689.80	64.09
Ground Maintenance	52,038	52,038	3,327.09	18,260.20	0.00	33,777.80	35.09
Vehicle Maintenance	61,271	61,271	3,823.21	21,460.66	0.00	39,810.34	35.03
Information Technology	325,073	325,073	39,894.16	122,416.40	119,139.90	83,516.70	74.31
Utility Billing	218,894	218,894	11,383.18	82,723.23	26,196.74	109,974.03	49.76
Wastewater Treatment	1,049,122	1,049,122	74,409.10	369,710.83	388,159.85	291,251.32	72.24
Lift Station Mtn	77,500	77,500	2,076.47	10,343.07	61,961.05	5,195.88	93.30
Wastewater Collection	804,347	804,347	49,621.17	258,889.63	9,237.96	536,219.41	33.33
GR General Expense	1,196,500	1,196,500	42,892.58	316,205.64	152,370.08	727,924.28	39.16
Debt Service	1,735,504	1,735,504	38,369.87	384,849.96	153,664.82	1,196,989.22	31.03
EPA Projects	4,478,500	4,478,500	405,753.69	2,375,102.39	1,223,074.51	880,323.10	80.34
WTP Effluent Project	0	0	0.00	0.00	0.00	0.00	0.00
CIP Expenditures	789,000	789,000	1,750.00	24,181.60	706,906.81	57,911.59	92.66
WWTP Impr Project	0	0	0.00	0.00	0.00	0.00	0.00
Ft Lawn Sewer	0	0	0.00	0.00	0.00	0.00	0.00
Hydrochloride Project	0	0	0.00	0.00	0.00	0.00	0.00
TOTAL EXPENDITURES	12,396,382	12,396,382	779,467.42	4,570,121.76	3,271,762.46	4,554,497.78	63.26

210-Solid Waste Fund

EXPENDITURE SUMMARY	ORIGINAL BUDGET	CURRENT BUDGET	MONTHLY EXPENDITURES	YEAR-TO-DATE EXPENDITURES	TOTAL ENCUMBERED	BUDGET REMAINING	% BUDGET EXPENDED
General Expense	347,000	347,000	18,280.06	124,714.10	35,846.13	186,439.77	46.27
Solid Waste Admin	127,359	127,359	9,335.04	44,560.50	22,644.63	60,153.87	52.77
Information Technology	53,800	53,800	5,276.24	14,301.99	12,443.32	27,054.69	49.71
Residential Garbage	432,219	432,219	24,268.22	132,636.06	4,406.01	295,176.93	31.71
Recycling	156,171	156,171	10,371.28	40,584.88	(18,165.92)	133,752.04	14.36
Commercial Garbage	416,468	416,468	27,176.77	107,979.27	107,278.27	201,210.46	51.69
Transfer Station	658,102	658,102	35,406.90	252,635.94	10,329.82	395,136.24	39.96
Tansfer Sta Renov	0	0	0.00	0.00	0.00	0.00	0.00
Ground Maintenance	52,039	52,039	3,327.04	18,259.85	0.00	33,779.15	35.09
Vehicle Maintenance	119,900	119,900	7,646.30	42,920.95	0.00	76,979.05	35.80
Debt Service	171,350	171,350	0.00	137,570.68	33,580.85	198.47	99.88
CIP - Expense	518,000	518,000	0.00	181,994.87	411.48	335,593.65	35.21
TOTAL EXPENDITURES	3,052,408	3,052,408	141,087.85	1,098,159.09	208,774.59	1,745,474.32	42.82

Line Item Expenditures/Expense

AS OF: NOVEMBER 30TH, 2018
% OF YEAR COMPLETED: 41.67

		ORIGINAL BUDGET	CURRENT BUDGET	MONTHLY EXPENDITURES	YEAR TO DATE EXPENDITURES	TOTAL ENCUMBERED	BUDGET REMAINING	% BUDGET EXPENDED
100-5-0110-51001	Salaries Regular	65,000	65,000	5,416.72	22,296.88	0.00	42,703.12	34.30
100-5-0110-51004	Fica	4,972	4,972	374.09	1,800.71	0.00	3,171.29	36.22
100-5-0110-51006	SC Retirement	9,464	9,464	808.77	3,686.91	0.00	5,777.09	38.96
100-5-0110-52009	Clothing	450	450	0.00	0.00	0.00	450.00	0.00
100-5-0110-52010	Travel And Training	13,000	13,000	0.00	2,567.74	0.00	10,432.26	19.75
100-5-0110-52015	Printing And Advertisi	1,750	1,750	0.00	0.00	0.00	1,750.00	0.00
100-5-0110-52016	Subscriptions and Dues	100	100	0.00	0.00	0.00	100.00	0.00
100-5-0110-52018	Special Contracts	10,000	10,275	0.00	825.64	9,449.36	0.00	100.00
100-5-0110-52020	Materials And Supplies	3,700	3,425	42.11	515.68	0.00	2,909.32	15.06
100-5-0110-52021	Unclassified Expense	6,300	6,300	520.00	1,540.00	2,545.00	2,215.00	64.84
100-5-0120-51001	Salaries Regular	189,959	189,959	12,984.64	65,889.22	0.00	124,069.78	34.69
100-5-0120-51003	Overtime	1,000	1,000	235.13	444.19	0.00	555.81	44.42
100-5-0120-51004	Fica	14,607	14,607	994.39	5,413.92	0.00	9,193.08	37.06
100-5-0120-51006	SC Retirement	27,804	27,804	1,891.63	10,505.91	0.00	17,298.09	37.79
100-5-0120-52010	Travel And Training	4,850	4,850	500.38	1,444.26	0.00	3,405.74	29.78
100-5-0120-52011	Operation Motor Vehicl	900	900	0.00	92.50	0.00	807.50	10.28
100-5-0120-52012	Communications	200	200	7.54	48.14	0.00	151.86	24.07
100-5-0120-52015	Printing And Advertisi	1,500	1,500	0.00	430.07	84.52	985.41	34.31
100-5-0120-52016	Subscriptions And Dues	1,090	1,090	170.00	982.00	0.00	108.00	90.09
100-5-0120-52019	Repairs And Maintenanc	250	250	0.00	0.00	0.00	250.00	0.00
100-5-0120-52020	Materials And Supplies	2,500	2,500	335.48	335.48	0.00	2,164.52	13.42
100-5-0120-52021	Unclassified Expense	9,400	9,400	0.00	209.00	0.00	9,191.00	2.22
100-5-0121-51001	Salaries Regular	74,317	74,317	5,266.22	27,646.84	0.00	46,670.16	37.20
100-5-0121-51003	Overtime	4,500	4,500	289.16	1,366.31	0.00	3,133.69	30.36
100-5-0121-51004	Fica	6,030	6,030	387.92	2,434.73	0.00	3,595.27	40.38
100-5-0121-51006	SC Retirement	11,476	11,476	710.79	4,933.90	0.00	6,542.10	42.99
100-5-0121-52009	Clothing	3,000	3,000	259.22	1,463.85	1,140.78	395.37	86.82
100-5-0121-52011	Operation Motor Vehicl	7,000	7,000	76.40	1,903.50	707.68	4,388.82	37.30
100-5-0121-52012	Communications	250	250	0.00	0.00	0.00	250.00	0.00
100-5-0121-52018	Special Contracts	3,000	3,000	0.00	0.00	0.00	3,000.00	0.00
100-5-0121-52020	Materials And Supplies	22,000	22,000	3,731.93	10,373.85	581.70	11,044.45	49.80
100-5-0122-51001	Salaries Regular	132,927	132,927	10,150.24	54,275.71	0.00	78,651.29	40.83
100-5-0122-51002	Salaries Special	7,500	7,500	0.00	4,335.73	0.00	3,164.27	57.81
100-5-0122-51003	Overtime	2,500	2,500	98.21	329.06	0.00	2,170.94	13.16
100-5-0122-51004	Fica	10,934	10,934	715.76	5,805.62	0.00	5,128.38	53.10
100-5-0122-51006	SC Retirement	20,810	20,810	1,483.44	10,764.71	0.00	10,045.29	51.73
100-5-0122-52009	Clothing	800	800	0.00	0.00	0.00	800.00	0.00
100-5-0122-52010	Travel And Training	5,450	5,450	591.76	1,006.32	700.00	3,743.68	31.31
100-5-0122-52011	Operation Motor Vehicl	2,000	3,000	0.00	2,729.20	278.16	(7.36)	100.25
100-5-0122-52012	Communications	2,650	1,650	79.84	227.52	0.00	1,422.48	13.79
100-5-0122-52015	Printing And Advertisi	7,500	7,500	995.00	3,233.76	4,068.50	197.74	97.36
100-5-0122-52016	Subscriptions And Dues	1,285	1,285	0.00	0.00	0.00	1,285.00	0.00
100-5-0122-52018	Special Contracts	35,500	35,500	5,280.00	5,280.00	0.00	30,220.00	14.87
100-5-0122-52020	Materials And Supplies	5,050	5,050	355.05	1,079.11	800.00	3,170.89	37.21
100-5-0122-52021	Unclassified Expense	87,870	87,870	9,179.25	21,181.91	49,900.10	16,787.99	80.89
100-5-0122-52027	Educational Benefits	3,000	3,000	0.00	1,500.00	0.00	1,500.00	50.00
100-5-0122-52028	Prisoners Medical Expe	3,000	3,000	0.00	0.00	3,000.00	0.00	100.00
100-5-0130-51001	Salaries Regular	153,635	153,635	11,658.88	50,038.65	0.00	103,596.35	32.57
100-5-0130-51003	Overtime	3,000	3,000	217.83	1,069.06	0.00	1,930.94	35.64
100-5-0130-51004	Fica	11,983	11,983	887.41	4,685.82	0.00	7,297.18	39.10
100-5-0130-51006	SC Retirement	22,806	22,806	1,724.61	8,363.98	0.00	14,442.02	36.67
100-5-0130-52010	Travel And Training	2,500	2,500	0.00	0.00	0.00	2,500.00	0.00
100-5-0130-52012	Communications	1,750	1,750	115.48	487.54	0.00	1,262.46	27.86
100-5-0130-52015	Printing And Advertisi	3,600	3,600	0.00	981.88	150.00	2,468.12	31.44
100-5-0130-52016	Subscriptions And Dues	800	1,000	150.00	775.00	200.00	25.00	97.50
100-5-0130-52018	Special Contracts	11,000	11,000	0.00	0.00	9,941.00	1,059.00	90.37
100-5-0130-52020	Materials And Supplies	4,500	4,300	1,339.02	2,225.62	556.63	1,517.75	64.70
100-5-0135-51001	Salaries Regular	115,612	115,612	8,759.68	44,514.99	0.00	71,097.01	38.50
100-5-0135-51003	Overtime	3,000	3,000	168.19	315.04	0.00	2,684.96	10.50
100-5-0135-51004	FICA	9,074	9,074	639.73	3,508.27	0.00	5,565.73	38.66
100-5-0135-51006	SC Retirement	17,270	17,270	1,286.18	6,908.34	0.00	10,361.66	40.00
100-5-0135-52009	Clothing	1,000	1,000	242.40	292.40	0.00	707.60	29.24
100-5-0135-52010	Travel and Training	4,900	4,900	0.00	2,711.67	168.20	2,020.13	58.77
100-5-0135-52011	Operation Motor Vehicl	4,000	4,000	33.56	1,729.05	565.68	1,705.27	57.37
100-5-0135-52012	Communications	500	750	1,399.99	1,554.89	300.00	(1,104.89)	247.32
100-5-0135-52015	Printing and Advertisi	2,300	2,300	1,163.28	1,197.68	0.00	1,102.32	52.07
100-5-0135-52016	Subscriptions and Dues	800	800	0.00	609.16	0.00	190.84	76.15
100-5-0135-52017	Maint. & Serv. Contrac	274,420	274,420	16,581.22	94,287.45	167,801.43	12,331.12	95.51
100-5-0135-52018	Special Contracts	250,850	250,850	15,511.62	147,106.84	94,688.64	9,054.52	96.39
100-5-0135-52020	Materials and Supplies	11,000	10,750	2,184.89	5,570.96	46.91	5,132.13	52.26
100-5-0135-52034	Data Processing	75,500	75,500	2,887.29	14,867.43	46,078.75	14,553.82	80.72
100-5-0135-52046	Non Capital - IT	57,000	57,000	3,039.22	12,493.33	(24,148.28)	68,654.95	20.45-
100-5-0140-51001	Salaries Regular	22,000	22,000	3,075.00	15,169.50	0.00	6,830.50	68.95
100-5-0140-51004	Fica	1,683	1,683	235.25	1,204.92	0.00	478.08	71.59
100-5-0140-51006	SC Retirement	3,203	3,203	425.88	1,976.03	0.00	1,226.97	61.69
100-5-0140-52010	Travel And Training	200	200	0.00	125.00	0.00	75.00	62.50
100-5-0140-52018	Special Contracts	15,000	15,000	2,777.73	4,017.73	4,182.27	6,800.00	54.67
100-5-0150-51007	GASB 45 Contribution	50,000	50,000	0.00	0.00	0.00	50,000.00	0.00
100-5-0150-51008	Insurance	877,000	877,000	61,970.94	343,310.73	0.00	533,689.27	39.15
100-5-0150-51009	Unemployment Insurance	5,000	5,000	18.68	38.81	3,961.32	999.87	80.00
100-5-0150-52012	Communications	2,000	2,000	0.00	244.17	0.00	1,755.83	12.21
100-5-0150-52013	Electricity	30,000	30,000	1,719.48	10,171.67	12,939.01	6,889.32	77.04
100-5-0150-52014	Fuel for Heating/Water	30,000	30,000	2,736.74	13,705.54	0.00	16,294.46	45.69
100-5-0150-52015	Printing And Advertisi	0	0	7.20	7.20	0.00	(7.20)	0.00
100-5-0150-52016	Subscriptions And Dues	6,000	6,000	0.00	0.00	4,800.00	1,200.00	80.00
100-5-0150-52017	Maint. & Serv. Contrac	205,250	205,250	17,577.75	130,455.17	65,671.56	9,123.27	95.56
100-5-0150-52018	Special Contracts	87,650	87,650	13,101.07	38,907.39	49,368.16	(625.55)	100.71
100-5-0150-52019	Repairs And Maintenanc	80,500	77,125	8,988.35	20,688.66	3,337.89	53,098.45	31.15
100-5-0150-52020	Materials And Supplies	1,000	1,000	20.26	20.26	0.00	979.74	2.03
100-5-0150-52025	Bank Charges	20,000	20,000	912.42	4,574.97	0.00	15,425.03	22.87
100-5-0150-52030	Special Proj - Springs	0	3,375	0.00	3,360.70	0.00	14.30	99.58
100-5-0150-52035	SCMIT & SMIRF	400,000	400,000	2,563.81	137,509.89	215,573.82	46,916.29	88.27
100-5-0150-52045	Jci Service Payment	4,000	4,000	0.00	0.00	4,000.00	0.00	100.00

ORIGINAL	CURRENT	MONTHLY BUDGET	YEAR TO DATE BUDGET	TOTAL EXPENDITURES	BUDGET EXPENDITURES	% BUDGET ENCUMBERED	REMAINING	EXPENDED
100-5-0150-52052	Downtown Reserve-Duke	120,000	120,000	0.00	0.00	0.00	120,000.00	0.00
100-5-0150-53029	Claims Fund	2,000	2,000	0.00	0.00	0.00	2,000.00	0.00
100-5-0160-51001	Salaries Regular	0	0	0.00	1,823.27	0.00	(1,823.27)	0.00
100-5-0160-51004	Fica	0	0	0.00	1,106.14	0.00	(1,106.14)	0.00
100-5-0160-51006	SC Retirement	0	0	0.00	3,164.88	0.00	(3,164.88)	0.00
100-5-0162-51001	Salaries Regular	41,234	41,234	3,156.64	15,996.87	0.00	25,237.13	38.80
100-5-0162-51003	Overtime	1,000	1,000	0.00	0.00	0.00	1,000.00	0.00
100-5-0162-51004	Fica	3,231	3,231	226.62	1,249.85	0.00	1,981.15	38.68
100-5-0162-51006	SC Retirement	6,149	6,149	459.60	2,461.25	0.00	3,687.75	40.03
100-5-0162-52010	Travel and Training	1,000	1,000	0.00	0.00	0.00	1,000.00	0.00
100-5-0162-52012	Communications	160	160	0.00	0.94	0.00	159.06	0.59
100-5-0162-52015	Printing and Advertisi	13,040	13,040	84.89	3,842.41	2,644.24	6,553.35	49.74
100-5-0162-52016	Subscriptions and Dues	315	315	0.00	0.00	0.00	315.00	0.00
100-5-0162-52018	Special Contracts	2,000	2,000	0.00	888.28	0.00	1,111.72	44.41
100-5-0162-52020	Materials and Supplies	1,200	1,200	0.00	27.59	0.00	1,172.41	2.30
100-5-0162-52021	Unclassified Expense	3,000	3,000	300.00	300.00	1,299.00	1,401.00	53.30
100-5-0210-51001	Salaries Regular	2,017,530	2,017,530	136,892.21	658,361.90	0.00	1,359,168.10	32.63
100-5-0210-51002	Salaries Special	35,876	35,876	2,471.25	12,823.75	0.00	23,052.25	35.74
100-5-0210-51003	Overtime	100,000	100,000	15,384.99	66,604.12	0.00	33,395.88	66.60
100-5-0210-51004	Fica	164,736	164,736	11,305.78	58,026.34	0.00	106,709.66	35.22
100-5-0210-51006	SC Retirement	371,247	371,247	24,918.06	124,851.44	0.00	246,395.56	33.63
100-5-0210-52009	Clothing	53,100	53,100	0.00	210.44	(3,209.60)	56,099.16	5.65-
100-5-0210-52010	Travel And Training	18,350	18,350	3,000.00	4,500.44	1,800.00	12,049.56	34.33
100-5-0210-52011	Operation Motor Vehicl	127,000	127,000	4,568.98	48,397.58	6,045.48	72,556.94	42.87
100-5-0210-52012	Communications	5,500	5,500	18.52	218.52	(421.08)	5,702.56	3.68-
100-5-0210-52013	Electricity	30,000	30,000	1,820.44	14,076.60	15,923.40	0.00	100.00
100-5-0210-52014	Fuel for Heating/Water	2,500	2,500	43.89	147.46	1,956.11	396.43	84.14
100-5-0210-52015	Printing And Advertisi	4,100	4,100	0.00	901.65	0.00	3,198.35	21.99
100-5-0210-52016	Subscriptions And Dues	4,740	4,740	0.00	2,878.00	0.00	1,862.00	60.72
100-5-0210-52018	Special Contracts	56,600	56,600	13,620.00	32,490.00	17,760.00	6,350.00	88.78
100-5-0210-52019	Repairs And Maintenanc	6,800	6,800	0.00	350.00	0.00	6,450.00	5.15
100-5-0210-52020	Materials And Supplies	32,900	32,900	568.66	6,731.26	74.35	26,094.39	20.69
100-5-0210-52021	Unclassified Expense	9,800	9,800	0.00	566.25	0.00	9,233.75	5.78
100-5-0210-53035	Capital Expense	18,000	18,000	0.00	0.00	0.00	18,000.00	0.00
100-5-0211-51001	Salaries Regular	16,716	16,716	1,279.80	6,620.50	0.00	10,095.50	39.61
100-5-0211-51004	Fica	1,279	1,279	89.64	505.94	0.00	773.06	39.56
100-5-0211-51006	SC Retirement	2,882	2,882	227.52	1,204.99	0.00	1,677.01	41.81
100-5-0211-52010	Travel And Training	1,000	1,000	0.00	0.00	0.00	1,000.00	0.00
100-5-0211-52011	Operation Motor Vehicl	1,500	1,500	0.00	0.00	0.00	1,500.00	0.00
100-5-0211-52012	Communications	300	300	5.64	5.64	0.00	294.36	1.88
100-5-0211-52015	Printing And Advertisi	500	500	0.00	0.00	0.00	500.00	0.00
100-5-0211-52016	Subscriptions And Dues	300	300	0.00	0.00	0.00	300.00	0.00
100-5-0211-52017	Maint. & Serv. Contrac	400	400	0.00	0.00	0.00	400.00	0.00
100-5-0211-52020	Materials And Supplies	1,000	1,000	0.00	602.61	0.00	397.39	60.26
100-5-0220-51001	Salaries Regular	201,760	201,760	16,042.64	77,142.95	0.00	124,617.05	38.24
100-5-0220-51003	Overtime	6,000	6,000	104.92	995.72	0.00	5,004.28	16.60
100-5-0220-51004	Fica	15,894	15,894	1,194.79	6,231.08	0.00	9,662.92	39.20
100-5-0220-51006	SC Retirement	30,250	30,250	2,094.06	11,430.86	0.00	18,819.14	37.79
100-5-0220-52010	Travel And Training	3,700	3,700	72.87	2,666.06	0.00	1,033.94	72.06
100-5-0220-52012	Communications	2,000	2,000	94.92	896.26	0.00	1,103.74	44.81
100-5-0220-52015	Printing And Advertisi	1,500	1,500	0.00	156.56	0.00	1,343.44	10.44
100-5-0220-52016	Subscriptions And Dues	1,500	1,500	0.00	250.00	0.00	1,250.00	16.67
100-5-0220-52018	Special Contracts	28,500	28,500	3,467.91	9,756.17	15,933.83	2,810.00	90.14
100-5-0220-52019	Repairs And Maintenanc	400	400	0.00	0.00	0.00	400.00	0.00
100-5-0220-52020	Materials And Supplies	5,000	5,000	335.64	1,456.20	160.00	3,383.80	32.32
100-5-0220-52037	State Assessments	95,200	95,200	4,104.75	23,850.32	0.00	71,349.68	25.05
100-5-0230-51001	Salaries Regular	1,285,587	1,285,587	87,981.72	452,041.22	0.00	833,545.78	35.16
100-5-0230-51002	Salaries Special	9,000	9,000	150.00	621.00	0.00	8,379.00	6.90
100-5-0230-51003	Overtime	6,000	6,000	320.03	501.68	0.00	5,498.32	8.36
100-5-0230-51004	Fica	99,495	99,495	6,398.49	35,877.65	0.00	63,617.35	36.06
100-5-0230-51006	SC Retirement	224,221	224,221	15,023.63	82,388.02	0.00	141,832.98	36.74
100-5-0230-52009	Clothing	33,600	33,600	0.00	5,474.30	10,526.11	17,599.59	47.62
100-5-0230-52010	Travel And Training	21,075	21,075	50.00	550.00	12.00	20,513.00	2.67
100-5-0230-52011	Operation Motor Vehicl	34,000	34,000	1,781.85	13,937.44	3,350.80	16,711.76	50.85
100-5-0230-52012	Communications	500	500	29.14	32.43	0.00	467.57	6.49
100-5-0230-52013	Electricity	1,000	1,000	118.58	396.29	381.57	222.14	77.79
100-5-0230-52014	Fuel for Heating/Water	1,750	1,750	0.00	57.58	650.60	1,041.82	40.47
100-5-0230-52015	Printing And Advertisi	2,500	2,500	219.00	508.07	201.33	1,790.60	28.38
100-5-0230-52016	Subscriptions And Dues	6,125	6,125	0.00	3,041.27	0.00	3,083.73	49.65
100-5-0230-52018	Special Contracts	2,500	2,500	0.00	0.00	0.00	2,500.00	0.00
100-5-0230-52019	Repairs And Maintenanc	2,000	2,000	166.28	198.91	0.00	1,801.09	9.95
100-5-0230-52020	Materials And Supplies	34,200	34,200	1,760.07	6,429.84	5,412.57	22,357.59	34.63
100-5-0230-52021	Unclassified Expense	2,000	2,000	96.49	876.83	0.00	1,123.17	43.84
100-5-0320-51001	Salaries Regular	259,051	259,051	18,967.41	93,061.16	0.00	165,989.84	35.92
100-5-0320-51003	Overtime	14,000	14,000	760.57	2,161.10	0.00	11,838.90	15.44
100-5-0320-51004	Fica	20,888	20,888	1,401.76	7,434.01	0.00	13,453.99	35.59
100-5-0320-51006	SC Retirement	39,756	39,756	2,698.65	14,721.05	0.00	25,034.95	37.03
100-5-0320-52009	Clothing	4,500	4,500	310.41	890.28	1,375.14	2,234.58	50.34
100-5-0320-52010	Travel And Training	1,500	1,500	0.00	0.00	0.00	1,500.00	0.00
100-5-0320-52011	Operation Motor Vehicl	40,000	39,900	268.28	13,455.10	4,519.76	21,925.14	45.05
100-5-0320-52012	Communications	0	100	0.00	1.15	0.00	98.85	1.15
100-5-0320-52015	Printing And Advertisi	500	500	0.00	0.00	0.00	500.00	0.00
100-5-0320-52016	Subscriptions And Dues	500	500	0.00	0.00	0.00	500.00	0.00
100-5-0320-52018	Special Contracts	35,000	35,000	0.00	7,990.44	0.00	27,009.56	22.83
100-5-0320-52020	Materials And Supplies	25,000	25,000	977.60	7,569.19	386.20	17,044.61	31.82
100-5-0320-52021	Unclassified Expense	500	500	0.00	0.00	0.00	500.00	0.00
100-5-0320-52038	Street Lights	335,000	335,000	28,414.75	139,079.19	128,011.52	67,909.29	79.73
100-5-0320-52042	Cemetery Internment	10,000	10,000	0.00	2,450.00	7,550.00	0.00	100.00
100-5-0320-53035	Capital Expense	2,000	2,000	0.00	0.00	0.00	2,000.00	0.00
100-5-0330-51001	Salaries Regular	45,059	45,059	2,877.89	24,587.04	0.00	20,471.96	54.57
100-5-0330-51003	Overtime	4,000	4,000	297.83	796.13	0.00	3,203.87	19.90
100-5-0330-51004	Fica	3,753	3,753	231.66	2,048.60	0.00	1,704.40	54.59
100-5-0330-51006	SC Retirement	7,143	7,143	722.63	4,164.25	0.00	2,978.75	58.30
100-5-0330-52009	Clothing	4,000	4,000	263.37	2,073.82	1,186.63	739.55	81.51
100-5-0330-52010	Travel And Training	2,500	2,500	0.00	884.91	0.00	1,615.09	35.40
100-5-0330-52011	Operation Motor Vehicl	10,000	10,000	23.52	3,000.72	990.16	6,009.12	39.91
100-5-0330-52013	Electricity	6,500	6,500	372.43	2,741.40	3,758.60	0.00	100.00
100-5-0330-52014	Fuel for Heating/Water	5,500	5,500	117.52	173.77	3,382.48	1,943.75	64.66
100-5-0330-52016	Subscriptions And Dues	500	500	0.00	0.00	0.00	500.00	0.00
100-5-0330-52018	Special Contracts	4,500	4,500	97.48	253.40	532.92	3,713.68	17.47

ORIGINAL	CURRENT	MONTHLY BUDGET	YEAR TO DATE BUDGET	TOTAL EXPENDITURES	BUDGET EXPENDITURES	% BUDGET ENCUMBERED	REMAINING	EXPENDED
100-5-0330-52020	Materials And Supplies	11,000	11,000	281.03	5,829.80	1,177.20	3,993.00	63.70
100-5-0330-52021	Unclassified Expense	500	500	0.00	0.00	0.00	500.00	0.00
100-5-0330-53035	Capital Expense	4,000	4,000	0.00	3,950.00	0.00	50.00	98.75
100-5-0410-51001	Salaries Regular	173,515	173,515	13,303.76	66,915.95	0.00	106,599.05	38.56
100-5-0410-51003	Overtime	2,000	2,000	0.02	233.91	0.00	1,766.09	11.70
100-5-0410-51004	Fica	13,427	13,427	960.76	5,251.59	0.00	8,175.41	39.11
100-5-0410-51006	SC Retirement	25,555	25,555	1,944.02	10,222.41	0.00	15,332.59	40.00
100-5-0410-52009	Clothing	800	800	0.00	0.00	0.00	800.00	0.00
100-5-0410-52010	Travel And Training	4,000	4,000	0.00	1,079.04	105.00	2,815.96	29.60
100-5-0410-52011	Operation Motor Vehicl	5,000	5,000	0.00	1,113.29	0.00	3,886.71	22.27
100-5-0410-52012	Communications	0	1,000	97.86	989.74	0.00	10.26	98.97
100-5-0410-52015	Printing And Advertisi	4,500	4,500	204.80	770.62	572.60	3,156.78	29.85
100-5-0410-52016	Subscriptions And Dues	1,200	1,200	0.00	174.82	0.00	1,025.18	14.57
100-5-0410-52018	Special Contracts	35,000	34,000	2,276.50	15,875.28	0.00	18,124.72	46.69
100-5-0410-52019	Repairs And Maintenanc	1,000	1,000	0.00	0.00	0.00	1,000.00	0.00
100-5-0410-52020	Materials And Supplies	5,000	5,000	80.88	460.96	0.00	4,539.04	9.22
100-5-0510-52018	Special Contracts	82,800	82,800	0.00	5,525.00	0.00	77,275.00	6.67
100-5-0510-52019	Repairs and Maintenanc	5,500	5,500	0.00	1,701.24	(83.49)	3,882.25	29.41
100-5-0510-53035	Capital Expenses	90,000	90,000	8,440.00	13,997.40	7,590.00	68,412.60	23.99
100-5-0510-53038	Contingency	15,000	15,000	0.00	0.00	0.00	15,000.00	0.00
100-5-0610-52018	Special Contracts	90,500	90,500	0.00	0.00	0.00	90,500.00	0.00
100-5-0610-52030	Facade Grants	55,000	55,000	0.00	27,805.77	24,896.88	2,297.35	95.82
100-5-0610-52044	Special Grant Exp	37,500	37,500	0.00	7,000.00	0.00	30,500.00	18.67
100-5-0610-52050	Econ Development Incen	25,000	25,000	0.00	0.00	0.00	25,000.00	0.00
100-5-0900-54092	Interest Expense	7,460	7,460	0.00	2,933.00	5,424.05	(897.05)	112.02
100-5-0900-57093	Johnson Controls 0506	16,810	16,810	0.00	8,249.44	8,555.68	4.88	99.97
100-5-0900-57100	2015A BB&T Lease Purch	121,065	121,065	0.00	60,294.92	60,766.14	3.94	100.00
100-5-0900-57102	2016 First Citizens Le	47,365	47,365	0.00	0.00	47,362.32	2.68	99.99
100-5-0910-53100	Capital Outlay - Cash	531,000	531,000	0.00	195,010.22	430,959.92	(94,970.14)	117.89
110-5-1100-51008	Group Insurance	14,150	14,150	1,296.46	6,482.30	0.00	7,667.70	45.81
110-5-1100-52002	Hospitality Grants	275,000	275,000	0.00	0.00	225,000.00	50,000.00	81.82
110-5-1100-52013	Electricity	1,000	1,000	83.32	378.71	330.24	291.05	70.90
110-5-1100-52015	Printing And Advertisi	6,000	6,000	1,299.00	2,186.00	3,002.00	812.00	86.47
110-5-1100-52016	Subscriptions and Dues	1,200	1,200	0.00	0.00	1,200.00	0.00	100.00
110-5-1100-52018	Special Contracts	71,000	71,000	600.00	3,000.00	14,260.00	53,740.00	24.31
110-5-1100-52019	Repairs And Maintenanc	25,000	25,000	40.27	1,208.76	200.00	23,591.24	5.64
110-5-1100-52020	Materials And Supplies	76,200	76,200	2,113.32	10,138.81	46,457.08	19,604.11	74.27
110-5-1100-52030	Special Projects	15,000	15,000	552.02	12,758.51	2,500.00	(258.51)	101.72
110-5-1163-51001	Salaries Regular	37,438	37,438	2,879.84	14,604.19	0.00	22,833.81	39.01
110-5-1163-51003	Overtime	3,200	3,200	330.74	748.87	0.00	2,451.13	23.40
110-5-1163-51004	Fica	3,109	3,109	235.03	1,226.26	0.00	1,882.74	39.44
110-5-1163-51006	SC Retirement	5,917	5,917	454.36	2,344.47	0.00	3,572.53	39.62
110-5-1163-52009	Clothing	500	500	0.00	0.00	0.00	500.00	0.00
110-5-1163-52010	Travel and Training	500	500	0.00	60.00	0.00	440.00	12.00
110-5-1163-52011	Operation Motor Vehicl	850	850	0.00	107.45	214.88	527.67	37.92
110-5-1163-52012	Communications	720	720	0.47	0.47	0.00	719.53	0.07
110-5-1163-52015	Printing and Advertisi	23,000	23,000	1,727.10	10,797.47	4,529.40	7,673.13	66.64
110-5-1163-52016	Subscriptions and Dues	350	350	290.00	290.00	0.00	60.00	82.86
110-5-1163-52020	Materials and Supplies	3,000	3,000	0.00	222.49	0.00	2,777.51	7.42
110-5-1163-52030	Special Projects - Eve	85,000	85,000	13,772.59	39,169.32	10,698.81	35,131.87	58.67
110-5-1163-52032	Special Proj - Red Ros	70,000	70,000	9,350.00	12,851.49	9,350.00	47,798.51	31.72
110-5-1164-51001	Salaries Regular	39,541	39,541	3,041.60	15,415.31	0.00	24,125.69	38.99
110-5-1164-51003	Overtime	2,500	2,500	301.69	567.74	0.00	1,932.26	22.71
110-5-1164-51004	Fica	3,216	3,216	239.69	1,239.80	0.00	1,976.20	38.55
110-5-1164-51006	SC Retirement	6,121	6,121	468.10	2,438.92	0.00	3,682.08	39.85
110-5-1164-52012	Communications	1,400	1,400	18.93	189.83	0.00	1,210.17	13.56
110-5-1164-52015	Printing and Advertisi	34,500	34,500	3,693.55	14,855.59	3,858.82	15,785.59	54.24
110-5-1164-52018	Special Contracts	264,000	264,000	535.86	136,743.90	95,749.81	31,506.29	88.07
110-5-1164-52020	Materials and Supplies	18,500	18,500	1,425.51	4,585.73	4,075.50	9,838.77	46.82
110-5-1164-52040	Admissions Tax	4,733	4,733	159.05	2,064.30	0.00	2,668.70	43.62
130-5-5000-52020	Materials And Supplies	0	0	561.13	7,035.22	0.00	(7,035.22)	0.00
130-5-5000-52025	Bank Charges	0	0	0.00	35.10	0.00	(35.10)	0.00
200-5-1201-51001	Salaries Regular	87,071	87,071	6,725.60	34,088.71	0.00	52,982.29	39.15
200-5-1201-51003	Overtime	1,000	1,000	0.00	0.00	0.00	1,000.00	0.00
200-5-1201-51004	Fica	6,737	6,737	475.44	2,632.80	0.00	4,104.20	39.08
200-5-1201-51006	SC Retirement	12,823	12,823	985.35	5,291.23	0.00	7,531.77	41.26
200-5-1201-52009	Clothing	800	800	0.00	271.28	0.00	528.72	33.91
200-5-1201-52010	Travel And Training	1,250	1,250	525.05	1,261.32	20.00	(31.32)	102.51
200-5-1201-52011	Operation Motor Vehicl	2,200	2,200	197.57	955.15	20.00	1,224.85	44.33
200-5-1201-52012	Communications	10,000	10,000	0.00	2,201.74	2,798.73	4,999.53	50.00
200-5-1201-52013	Electricity	60,000	60,000	5,231.24	27,069.12	32,930.88	0.00	100.00
200-5-1201-52015	Printing And Advertisi	2,100	2,100	0.00	214.72	0.00	1,885.28	10.22
200-5-1201-52016	Subscriptions And Dues	2,500	2,500	0.00	0.00	0.00	2,500.00	0.00
200-5-1201-52018	Special Contracts	2,000	2,000	0.00	0.00	0.00	2,000.00	0.00
200-5-1201-52019	Repairs And Maintenanc	250	250	0.00	0.00	0.00	250.00	0.00
200-5-1201-52020	Materials And Supplies	7,500	7,500	341.40	2,279.09	260.51	4,960.40	33.86
200-5-1201-52021	Unclassified Expense	1,500	1,500	0.00	97.81	423.60	978.59	34.76
200-5-1220-51001	Salaries Regular	241,723	241,723	17,227.21	85,777.08	0.00	155,945.92	35.49
200-5-1220-51003	Overtime	17,500	17,500	271.90	1,675.14	0.00	15,824.86	9.57
200-5-1220-51004	Fica	19,831	19,831	1,250.63	6,808.41	0.00	13,022.59	34.33
200-5-1220-51006	SC Retirement	37,743	37,743	2,769.80	13,491.35	0.00	24,251.65	35.75
200-5-1220-52009	Clothing	9,280	9,280	575.05	1,933.89	2,100.50	5,245.61	43.47
200-5-1220-52010	Travel And Training	9,950	9,950	1,389.34	2,659.34	0.00	7,290.66	26.73
200-5-1220-52011	Operation Motor Vehicl	85,000	84,500	1,780.08	21,998.46	6,357.46	56,144.08	33.56
200-5-1220-52012	Communications	0	500	0.68	30.19	0.00	469.81	6.04
200-5-1220-52015	Printing And Advertisi	300	300	81.00	81.00	0.00	219.00	27.00
200-5-1220-52016	Subscriptions And Dues	1,500	1,500	0.00	298.50	0.00	1,201.50	19.90
200-5-1220-52018	Special Contracts	145,500	145,500	3,434.16	66,773.35	35,000.14	43,726.51	69.95
200-5-1220-52020	Materials And Supplies	155,950	155,950	4,129.55	78,761.81	12,138.66	65,049.53	58.29
200-5-1220-52021	Unclassified Expense	1,000	1,000	0.00	0.00	0.00	1,000.00	0.00
200-5-1220-52026	W/S District Payments	635,625	635,625	58,775.85	229,326.66	350,392.10	55,906.24	91.20
200-5-1220-53037	Utility Line Rep/Repl	50,000	50,000	0.00	0.00	(11,391.84)	61,391.84	22.78-
200-5-1221-51001	Salaries Regular	37,167	37,167	2,633.13	13,799.70	0.00	23,367.30	37.13
200-5-1221-51003	Overtime	4,500	4,500	144.61	789.22	0.00	3,710.78	17.54
200-5-1221-51004	Fica	3,188	3,188	193.97	1,204.38	0.00	1,983.62	37.78
200-5-1221-51006	SC Retirement	7,183	7,183	355.38	2,466.90	0.00	4,716.10	34.34
200-5-1230-51001	Salaries Regular	45,060	45,060	2,877.94	16,585.23	0.00	28,474.77	36.81
200-5-1230-51003	Overtime	4,000	4,000	297.85	796.18	0.00	3,203.82	19.90
200-5-1230-51004	Fica	3,753	3,753	231.67	1,390.26	0.00	2,362.74	37.04
200-5-1230-51006	SC Retirement	8,458	8,458	415.75	2,688.99	0.00	5,769.01	31.79

ORIGINAL	CURRENT	MONTHLY	YEAR TO DATE BUDGET	TOTAL BUDGET	TOTAL EXPENDITURES	BUDGET EXPENDITURES	% BUDGET ENCUMBERED	REMAINING	EXPENDED
200-5-1235-51001	Salaries Regular		38,891	38,891	2,920.08	14,778.59	0.00	24,112.41	38.00
200-5-1235-51003	Overtime		2,000	2,000	27.16	290.65	0.00	1,709.35	14.53
200-5-1235-51004	Fica		3,128	3,128	215.56	1,198.11	0.00	1,929.89	38.30
200-5-1235-51006	SC Retirement		5,954	5,954	429.45	2,312.47	0.00	3,641.53	38.84
200-5-1235-52017	Maint & Service Contra		139,800	139,800	17,656.65	40,368.43	98,904.54	527.03	99.62
200-5-1235-52034	Data Processing		100,300	100,300	8,253.08	50,412.55	37,968.63	11,918.82	88.12
200-5-1235-52046	Non-Capital IT		35,000	35,000	10,392.18	13,055.60	(17,733.27)	39,677.67	13.36-
200-5-1240-51001	Salaries Regular		118,771	118,771	9,128.48	44,338.41	0.00	74,432.59	37.33
200-5-1240-51003	Overtime		2,000	2,000	152.96	344.51	0.00	1,655.49	17.23
200-5-1240-51004	Fica		9,239	9,239	633.68	3,403.14	0.00	5,835.86	36.83
200-5-1240-51006	SC Retirement		17,584	17,584	1,331.88	6,697.38	0.00	10,886.62	38.09
200-5-1240-52010	Travel And Training		2,000	2,000	(99.33)	6.71	0.00	1,993.29	0.34
200-5-1240-52012	Communications		2,500	2,500	19.95	1,080.77	0.00	1,419.23	43.23
200-5-1240-52015	Printing And Advertisi		1,000	1,000	7.20	36.07	0.00	963.93	3.61
200-5-1240-52016	Subscriptions And Dues		500	500	0.00	0.00	0.00	500.00	0.00
200-5-1240-52018	Special Contracts		57,800	57,800	0.00	26,001.20	25,958.37	5,840.43	89.90
200-5-1240-52019	Repairs And Maintenanc		500	500	0.00	0.00	0.00	500.00	0.00
200-5-1240-52020	Materials And Supplies		7,000	7,000	208.36	815.04	238.37	5,946.59	15.05
200-5-1250-51001	Salaries Regular		164,040	164,040	11,763.93	59,104.92	0.00	104,935.08	36.03
200-5-1250-51003	Overtime		6,500	6,500	243.15	1,445.85	0.00	5,054.15	22.24
200-5-1250-51004	Fica		13,046	13,046	875.80	4,799.83	0.00	8,246.17	36.79
200-5-1250-51006	SC Retirement		24,831	24,831	1,529.80	8,334.82	0.00	16,496.18	33.57
200-5-1250-52009	Clothing		3,840	3,840	118.80	550.75	0.00	3,289.25	14.34
200-5-1250-52010	Travel And Training		6,500	6,500	1,033.35	2,320.26	0.00	4,179.74	35.70
200-5-1250-52011	Operation Motor Vehicl		18,000	18,000	5,705.79	12,327.69	2,869.71	2,802.60	84.43
200-5-1250-52012	Communications		0	0	1.57	7.39	0.00	(7.39)	0.00
200-5-1250-52013	Electricity		210,000	210,000	20,340.18	100,869.09	109,130.91	0.00	100.00
200-5-1250-52015	Printing And Advertisi		500	500	0.00	90.99	0.00	409.01	18.20
200-5-1250-52016	Subscriptions And Dues		5,100	5,100	75.00	2,805.00	0.00	2,295.00	55.00
200-5-1250-52017	Maint. & Serv. Contrac		22,000	22,000	0.00	1,475.27	708.79	19,815.94	9.93
200-5-1250-52018	Special Contracts		27,000	27,000	3,520.52	18,981.86	5,593.14	2,425.00	91.02
200-5-1250-52019	Repairs And Maintenanc		126,000	126,000	20,593.47	27,251.96	41,444.32	57,303.72	54.52
200-5-1250-52020	Materials And Supplies		40,000	40,000	308.32	6,934.65	0.00	33,065.35	17.34
200-5-1250-52021	Unclassified Expense		800	800	25.00	195.43	0.00	604.57	24.43
200-5-1250-52029	Solids Disposal		255,850	255,850	5,306.21	72,947.44	165,218.72	17,683.84	93.09
200-5-1250-52039	Lab Supplies		125,115	125,115	2,968.21	49,267.63	63,194.26	12,653.11	89.89
200-5-1252-52013	Electricity		24,000	24,000	2,076.47	8,988.79	9,153.13	5,858.08	75.59
200-5-1252-52019	Repairs And Maintenanc		50,000	50,000	0.00	240.00	52,728.44	(2,968.44)	105.94
200-5-1252-52020	Materials And Supplies		3,500	3,500	0.00	1,114.28	79.48	2,306.24	34.11
200-5-1260-51001	Salaries Regular		430,947	430,947	32,748.42	160,699.84	0.00	270,247.16	37.29
200-5-1260-51003	Overtime		17,500	17,500	320.56	2,641.97	0.00	14,858.03	15.10
200-5-1260-51004	Fica		34,306	34,306	2,324.11	12,519.56	0.00	21,786.44	36.49
200-5-1260-51006	SC Retirement		65,294	65,294	4,846.68	24,652.27	0.00	40,641.73	37.76
200-5-1260-52009	Clothing		8,000	8,000	822.57	3,676.58	3,417.43	905.99	88.68
200-5-1260-52010	Travel And Training		8,100	8,100	1,495.00	2,975.00	0.00	5,125.00	36.73
200-5-1260-52011	Operation Motor Vehicl		99,000	99,000	1,654.43	26,773.83	4,891.25	67,334.92	31.98
200-5-1260-52012	Communications		0	0	0.00	0.94	0.00	(0.94)	0.00
200-5-1260-52015	Printing And Advertisi		200	550	60.68	242.72	300.00	7.28	98.68
200-5-1260-52016	Subscriptions And Dues		400	400	0.00	0.00	0.00	400.00	0.00
200-5-1260-52017	Maint. & Serv. Contrac		3,000	3,000	0.00	0.00	0.00	3,000.00	0.00
200-5-1260-52018	Special Contracts		6,000	6,000	25.00	4,948.19	175.00	876.81	85.39
200-5-1260-52019	Repairs And Maintenanc		9,000	9,000	1,544.15	1,544.15	0.00	7,455.85	17.16
200-5-1260-52020	Materials And Supplies		102,100	101,750	3,779.57	18,214.58	454.28	83,081.14	18.35
200-5-1260-52021	Unclassified Expense		500	500	0.00	0.00	0.00	500.00	0.00
200-5-1260-53037	Utility Line Rep/Repl		20,000	20,000	0.00	0.00	0.00	20,000.00	0.00
200-5-1270-51008	Insurance		255,000	255,000	21,044.64	135,641.88	0.00	119,358.12	53.19
200-5-1270-51009	Unemployment Insurance		2,000	2,000	0.00	0.00	0.00	2,000.00	0.00
200-5-1270-52017	Maint. & Serv. Contrac		39,000	39,000	0.00	454.68	0.00	38,545.32	1.17
200-5-1270-52018	Special Contracts		45,000	45,000	8,000.00	12,755.71	11,244.29	21,000.00	53.33
200-5-1270-52022	Replacement Fnd W/S 50		500,000	500,000	0.00	0.00	0.00	500,000.00	0.00
200-5-1270-52025	Bank Charges		2,500	2,500	59.10	359.10	0.00	2,140.90	14.36
200-5-1270-52026	Credit/Debit Charges		30,000	30,000	3,894.47	18,533.14	0.00	11,466.86	61.78
200-5-1270-52034	Data Processing		15,000	15,000	0.00	0.00	0.00	15,000.00	0.00
200-5-1270-52035	SCMIT & SMIRF		225,000	225,000	749.42	88,178.20	123,107.79	13,714.01	93.90
200-5-1270-52045	JCI Service Payment		35,000	35,000	0.00	16,982.00	18,018.00	0.00	100.00
200-5-1270-53029	Claims Fund		3,000	3,000	0.00	0.00	0.00	3,000.00	0.00
200-5-1270-58080	Nulla Bonas		45,000	45,000	9,144.95	43,300.93	0.00	1,699.07	96.22
200-5-1290-54054	Contingent Fund		367,144	367,144	0.00	0.00	0.00	367,144.00	0.00
200-5-1290-54055	Depreciation Fund		367,143	367,143	0.00	0.00	0.00	367,143.00	0.00
200-5-1290-54092	Interest Expense		125,690	125,690	12,313.50	54,364.85	15,785.27	55,539.88	55.81
200-5-1290-57093	Johnson Controls 0506		270,825	270,825	0.00	132,944.28	137,879.55	1.17	100.00
200-5-1290-57094	SRF 3 2001 Revolving F		79,540	79,540	0.00	39,545.65	0.00	39,994.35	49.72
200-5-1290-57097	SRF 4 - Waste Lines		55,535	55,535	0.00	27,610.38	0.00	27,924.62	49.72
200-5-1290-57098	SRF 5 - 2007 WTP		314,527	314,527	0.00	78,337.04	0.00	236,189.96	24.91
200-5-1290-57103	SRF 6 - Erwin Farms EP		104,400	104,400	26,056.37	52,047.76	0.00	52,352.24	49.85
200-5-1290-57104	SRF Loan #7 - 2017 Not		50,700	50,700	0.00	0.00	0.00	50,700.00	0.00
200-5-1291-52018	Special Contracts		791,500	791,500	131,210.49	347,635.10	414,399.82	29,465.08	96.28
200-5-1291-53041	Capital Improvements		3,687,000	3,687,000	274,543.20	2,027,467.29	808,674.69	850,858.02	76.92
200-5-1295-53100	Capital Outlay - Cash		789,000	789,000	1,750.00	24,181.60	706,906.81	57,911.59	92.66
210-5-3000-51008	Insurance		158,000	158,000	14,383.21	80,505.17	0.00	77,494.83	50.95
210-5-3000-51009	Unemployment Insurance		2,000	2,000	0.00	0.00	0.00	2,000.00	0.00
210-5-3000-52018	Special Contracts		6,500	6,500	2,000.00	3,362.00	3,138.00	0.00	100.00
210-5-3000-52025	Bank Charges		500	500	0.00	0.00	0.00	500.00	0.00
210-5-3000-52032	Res Garbage Repl. Fund		45,000	45,000	0.00	0.00	0.00	45,000.00	0.00
210-5-3000-52033	Com Garbage Repl. Fund		45,000	45,000	0.00	0.00	0.00	45,000.00	0.00
210-5-3000-52035	SCMIT & SMIRF		80,000	80,000	631.09	34,986.10	32,708.13	12,305.77	84.62
210-5-3000-58080	Nulla Bonas		10,000	10,000	1,265.76	5,860.83	0.00	4,139.17	58.61
210-5-3001-51001	Salaries Regular		64,428	64,428	4,860.48	24,642.57	0.00	39,785.43	38.25
210-5-3001-51003	Overtime		1,000	1,000	322.99	445.50	0.00	554.50	44.55
210-5-3001-51004	Fica		5,005	5,005	364.93	1,930.09	0.00	3,074.91	38.56
210-5-3001-51006	SC Retirement		9,526	9,526	722.90	3,846.08	0.00	5,679.92	40.37
210-5-3001-52009	Clothing		400	400	0.00	0.00	0.00	400.00	0.00
210-5-3001-52010	Travel and Training		2,000	2,000	0.00	0.00	0.00	2,000.00	0.00
210-5-3001-52011	Operation Motor Vehicl		4,000	4,000	0.00	837.41	534.00	2,628.59	34.29
210-5-3001-52012	Communications		0	1,200	698.27	701.67	0.00	498.33	58.47
210-5-3001-52013	Electricity		20,000	20,000	1,352.60	9,251.52	10,748.48	0.00	100.00
210-5-3001-52014	Fuel for Heating/Water		15,000	14,000	684.41	761.24	9,615.59	3,623.17	74.12
210-5-3001-52015	Printing and Advertisi		500	500	7.20	145.36	0.00	354.64	29.07
210-5-3001-52016	Subscriptions and Dues		500	500	0.00	0.00	0.00	500.00	0.00
210-5-3001-52018	Special Contracts		1,000	1,000	97.48	248.54	402.52	348.94	65.11

ORIGINAL BUDGET	CURRENT BUDGET	MONTHLY EXPENDITURES	YEAR TO DATE EXPENDITURES	TOTAL ENCUMBERED	BUDGET REMAINING	% BUDGET EXPENDED
210-5-3001-52020 Materials and Supplies	1,500	1,300	101.89	253.63	44.16	1,002.21	22.91
210-5-3001-52021 Unclassified Expense	0	0	121.89	121.89	0.00	(121.89)	0.00
210-5-3001-53035 Capital Expense	2,500	2,500	0.00	1,375.00	1,299.88	(174.88)	107.00
210-5-3035-52017 Maint. & Serv. Contrac	21,700	21,700	3,299.10	6,113.07	15,449.44	137.49	99.37
210-5-3035-52034 Data Processing	15,100	15,100	1,977.14	5,938.92	8,361.08	800.00	94.70
210-5-3035-52046 Non Capital - IT	17,000	17,000	0.00	2,250.00	(11,367.20)	26,117.20	53.63-
210-5-3100-51001 Salaries Regular	216,475	216,475	15,122.37	77,448.25	0.00	139,026.75	35.78
210-5-3100-51003 Overtime	12,000	12,000	1,639.14	7,212.08	0.00	4,787.92	60.10
210-5-3100-51004 Fica	17,478	17,478	1,130.34	6,271.35	0.00	11,206.65	35.88
210-5-3100-51006 SC Retirement	33,266	33,266	2,493.60	13,103.14	0.00	20,162.86	39.39
210-5-3100-52009 Clothing	3,500	3,500	335.42	1,572.71	1,455.04	472.25	86.51
210-5-3100-52010 Travel And Training	1,000	1,000	20.52	798.43	0.00	201.57	79.84
210-5-3100-52011 Operation Motor Vehicl	120,000	120,000	3,093.86	24,450.42	2,020.80	93,528.78	22.06
210-5-3100-52015 Printing And Advertisi	1,500	1,500	0.00	130.89	396.60	972.51	35.17
210-5-3100-52016 Subscriptions and Dues	500	500	0.00	0.00	0.00	500.00	0.00
210-5-3100-52020 Materials And Supplies	6,000	6,000	432.97	1,648.79	533.57	3,817.64	36.37
210-5-3100-52021 Unclassified Expense	500	500	0.00	0.00	0.00	500.00	0.00
210-5-3100-53035 Capital Expense	20,000	20,000	0.00	0.00	0.00	20,000.00	0.00
210-5-3110-51001 Salaries Regular	51,727	51,727	2,771.84	14,491.97	0.00	37,235.03	28.02
210-5-3110-51003 Overtime	7,000	7,000	558.70	1,253.72	0.00	5,746.28	17.91
210-5-3110-51004 Fica	4,493	4,493	231.07	1,209.25	0.00	3,283.75	26.91
210-5-3110-51006 SC Retirement	8,551	8,551	437.32	2,445.76	0.00	6,105.24	28.60
210-5-3110-52009 Clothing	900	900	58.70	229.00	241.30	429.70	52.26
210-5-3110-52010 Travel and Training	1,000	1,000	0.00	0.00	0.00	1,000.00	0.00
210-5-3110-52011 Operation Motor Vehicl	24,000	24,000	6,225.30	18,348.10	(3,861.12)	9,513.02	60.36
210-5-3110-52012 Communications	500	500	0.00	5.23	0.00	494.77	1.05
210-5-3110-52015 Printing and Advertisi	2,500	2,500	88.35	2,170.72	0.00	329.28	86.83
210-5-3110-52020 Materials and Supplies	10,000	10,000	0.00	431.13	18.90	9,549.97	4.50
210-5-3110-52021 Unclassified Expense	500	500	0.00	0.00	0.00	500.00	0.00
210-5-3110-53035 Capital Expense	45,000	45,000	0.00	0.00	(14,565.00)	59,565.00	32.37-
210-5-3200-51001 Salaries Regular	93,630	93,630	5,654.88	22,790.42	0.00	70,839.58	24.34
210-5-3200-51003 Overtime	20,000	20,000	978.65	1,855.90	0.00	18,144.10	9.28
210-5-3200-51004 Fica	8,693	8,693	466.47	1,858.62	0.00	6,834.38	21.38
210-5-3200-51006 SC Retirement	16,545	16,545	900.71	3,794.42	0.00	12,750.58	22.93
210-5-3200-52009 Clothing	1,500	1,500	110.24	298.12	489.76	712.12	52.53
210-5-3200-52010 Travel And Training	500	500	0.00	0.00	0.00	500.00	0.00
210-5-3200-52011 Operation Motor Vehicl	105,000	105,000	16,285.57	44,079.80	2,546.79	58,373.41	44.41
210-5-3200-52015 Printing And Advertisi	100	100	0.00	0.00	0.00	100.00	0.00
210-5-3200-52018 Special Contracts	135,000	135,000	2,780.25	21,685.02	105,363.28	7,951.70	94.11
210-5-3200-52020 Materials And Supplies	5,000	5,000	0.00	533.47	43.64	4,422.89	11.54
210-5-3200-52021 Unclassified Expense	500	500	0.00	0.00	0.00	500.00	0.00
210-5-3200-53035 Capital Expense	30,000	30,000	0.00	11,083.50	(1,165.20)	20,081.70	33.06
210-5-3300-51001 Salaries Regular	268,078	268,078	16,425.34	79,939.04	0.00	188,138.96	29.82
210-5-3300-51003 Overtime	40,000	40,000	2,798.98	13,901.90	0.00	26,098.10	34.75
210-5-3300-51004 Fica	23,568	23,568	1,382.92	7,369.05	0.00	16,198.95	31.27
210-5-3300-51006 SC Retirement	44,856	44,856	2,559.51	14,534.19	0.00	30,321.81	32.40
210-5-3300-52009 Clothing	2,600	2,600	371.96	1,042.08	1,208.04	349.88	86.54
210-5-3300-52010 Travel And Training	500	500	0.00	275.00	0.00	225.00	55.00
210-5-3300-52011 Operation Motor Vehicl	260,000	260,000	9,319.25	125,163.66	8,154.18	126,682.16	51.28
210-5-3300-52013 Electricity	1,000	1,000	59.56	363.43	137.98	498.59	50.14
210-5-3300-52018 Special Contracts	10,000	10,000	0.00	6,423.30	557.25	3,019.45	69.81
210-5-3300-52020 Materials And Supplies	7,000	7,000	2,489.38	3,624.29	272.37	3,103.34	55.67
210-5-3300-52021 Unclassified Expense	500	500	0.00	0.00	0.00	500.00	0.00
210-5-3321-51001 Salaries Regular	37,168	37,168	2,633.13	13,799.70	0.00	23,368.30	37.13
210-5-3321-51003 Overtime	4,500	4,500	144.61	789.22	0.00	3,710.78	17.54
210-5-3321-51004 Fica	3,188	3,188	193.93	1,204.03	0.00	1,983.97	37.77
210-5-3321-51006 SC Retirement	7,183	7,183	355.37	2,466.90	0.00	4,716.10	34.34
210-5-3330-51001 Salaries Regular	90,110	90,110	5,755.85	33,170.32	0.00	56,939.68	36.81
210-5-3330-51003 Overtime	8,000	8,000	595.72	1,592.38	0.00	6,407.62	19.90
210-5-3330-51004 Fica	7,505	7,505	463.20	2,780.31	0.00	4,724.69	37.05
210-5-3330-51006 SC Retirement	14,285	14,285	831.53	5,377.94	0.00	8,907.06	37.65
210-5-3400-54092 Interest Expense	9,635	9,635	0.00	8,763.87	701.41	169.72	98.24
210-5-3400-57096 SW 13-14 First Cit Lea	37,400	37,350	0.00	24,840.29	12,485.66	24.05	99.94
210-5-3400-57101 2015B Lease Purchase	40,615	40,616	0.00	20,221.57	20,393.78	0.65	100.00
210-5-3400-57102 2017A Lease Purchase	83,700	83,749	0.00	83,744.95	0.00	4.05	100.00
210-5-3500-53100 Capital Outlay - Cash	518,000	518,000	0.00	181,994.87	411.48	335,593.65	35.21

FY 18-19 Budget Adjustments

FUND: 100 General Fund

ACCOUNT	NAME	DATE	DESCRIPTION	ORIGINAL BUDGET	ADJUSTMENT	CURRENT BUDGET
			BUDGET ADJ NO# : 000402			
5-0110-52018	Special Contracts	10/11/2018	DP Budget Adj -Sept 2018	10,000.00	275.00	10,275.00
5-0110-52020	Materials And Supplies	10/11/2018	DP Budget Adj -Sept 2018	3,700.00	275.00CR	3,425.00
			BUDGET ADJ NO# : 000405			
5-0122-52011	Operation Motor Vehicles	11/30/2018	HR vehicle repairs	2,000.00	1,000.00	3,000.00
5-0122-52012	Communications	11/30/2018	HR vehicle repairs	2,650.00	1,000.00CR	1,650.00
5-0130-52016	Subscriptions And Dues	11/30/2018	Pinkert GFOA Dues	800.00	200.00	1,000.00
5-0130-52020	Materials And Supplies	11/30/2018	Pinkert GFOA Dues	4,500.00	200.00CR	4,300.00
5-0135-52012	Communications	11/30/2018	Cell phone reimbursements	500.00	250.00	750.00
5-0135-52020	Materials and Supplies	11/30/2018	Cell phone reimbursements	11,000.00	250.00CR	10,750.00
			BUDGET ADJ NO# : 000403			
5-0150-52019	Repairs And Maintenance	10/11/2018	Budget Adjust-KMAC (FH)	80,500.00	3,375.00CR	77,125.00
5-0150-52030	Special Proj - Springs Pr	10/11/2018	Budget Adjust-KMAC (FH)		3,375.00	3,375.00
			BUDGET ADJ NO# : 000402			
5-0320-52011	Operation Motor Vehicles	10/11/2018	DP Budget Adj -Sept 2018	40,000.00	100.00CR	39,900.00
5-0320-52012	Communications	10/11/2018	DP Budget Adj -Sept 2018		100.00	100.00
5-0410-52012	Communications	10/11/2018	DP Budget Adj -Sept 2018		1,000.00	1,000.00
5-0410-52018	Special Contracts	10/11/2018	DP Budget Adj -Sept 2018	35,000.00	1,000.00CR	34,000.00

FUND: 200 Gross Revenue Fund

ACCOUNT	NAME	DATE	DESCRIPTION	ORIGINAL BUDGET	ADJUSTMENT	CURRENT BUDGET
			BUDGET ADJ NO# : 000402			
5-1220-52011	Operation Motor Vehicles	10/11/2018	DP Budget Adj -Sept 2018	85,000.00	500.00CR	84,500.00
5-1220-52012	Communications	10/11/2018	DP Budget Adj -Sept 2018		500.00	500.00
			BUDGET ADJ NO# : 000404			
5-1260-52015	Printing And Advertising	11/19/2018	RM Departmental Bud Adj	200.00	350.00	550.00
5-1260-52020	Materials And Supplies	11/19/2018	RM Departmental Bud Adj	102,100.00	350.00CR	101,750.00

FUND: 210 Solid Waste Fund

ACCOUNT	NAME	DATE	DESCRIPTION	ORIGINAL BUDGET	ADJUSTMENT	CURRENT BUDGET
			BUDGET ADJ NO# : 000402			
5-3001-52012	Communications	10/11/2018	DP Budget Adj -Sept 2018		200.00	200.00
			BUDGET ADJ NO# : 000405			
5-3001-52012	Communications	11/30/2018	To correct budget deficit		1,000.00	1,200.00
5-3001-52014	Fuel for Heating/Water	11/30/2018	To correct budget deficit	15,000.00	1,000.00CR	14,000.00
			BUDGET ADJ NO# : 000402			
5-3001-52020	Materials and Supplies	10/11/2018	DP Budget Adj -Sept 2018	1,500.00	200.00CR	1,300.00
			BUDGET ADJ NO# : 000405			
5-3400-57096	SW 13-14 First Cit Lease	11/30/2018	To correct budget deficit	37,400.00	50.00CR	37,350.00
5-3400-57101	2015B Lease Purchase	11/30/2018	To correct budget deficit	40,615.00	1.00	40,616.00
5-3400-57102	2017A Lease Purchase	11/30/2018	To correct budget deficit	83,700.00	49.00	83,749.00