



City of Lancaster

FY 2020-2021

Finance Management Report

Month Ended February 28, 2021

The following is a summary of the financial activity for the City's major operating funds; presented as February 28, 2021.

With the exception of General Fund revenue, activity was as expected for the month. Any anomalies or material variances from prior year and outside of the year-to-date percentages in other funds are primarily due to timing of period receipts and payments.

GENERAL FUND SUMMARY

Category	Current Budget	YTD Actual	% Budget Actual	Total Encum	% Budget w/Encum
Revenues	12,145,828	6,875,747	56.61	-	
Expenditures	12,145,828	6,678,378	54.98	987,870	63.12
Rev Over(Under) Exp	-	197,369			

HOSPITALITY FUND SUMMARY

Category	Current Budget	YTD Actual	% Budget Actual	Total Encum	% Budget w/Encum
Revenues	1,095,649	658,411	60.09	-	
Expenditures	1,095,649	240,689	21.97	116,500	32.60
Rev Over(Under) Exp	-	417,722			

GROSS REVENUE FUND SUMMARY

Category	Current Budget	YTD Actual	% Budget Actual	Total Encum	% Budget w/Encum
Revenues	14,353,700	5,287,391	36.84	-	
Expenses/Transfers	14,353,700	5,101,026	35.54	1,682,978	47.26
Rev Over(Under) Exp	-	186,365			

SOLID WASTE FUND SUMMARY

Category	Current Budget	YTD Actual	% Budget Actual	Total Encum	% Budget w/Encum
Revenues	3,311,070	2,156,727	65.14	-	
Expenses/Transfers	3,311,070	2,024,165	61.13	145,712	65.53
Rev Over(Under) Exp	-	132,562			

Budget Year Passed = 67% Budget Year Balance = 33%
 One month = 8%

City of Lancaster Monthly Financial Report Highlights

General Fund

General Fund revenues for the month are reported at 1,081,177 compared to revenues of 412,704 the same period last year. Tax and interest revenue are low year-to-date however, are offset by higher than expected building permits and local option tax revenue. The net difference is due to the receipt of property tax roll backs and Duke Energy payment.

Year-to-date taxes received are 5,033,797 or 83% of the estimated; with respect to the budget, property tax and fee in lieu are less than anticipated while local option tax is more than anticipated for the end of February.

General Fund expenditures for the month totaled 915,047 compared to expenditures of 803,055 the same period last year; primarily due to the timing of utility payments and CIP expenditures in February. Including encumbrances of 987,870, 63% of the budget is accounted for leaving 37% available for wages, benefits and new commitments. Outstanding encumbrances are for CIP, contracted services, blanket purchase orders and debt service.

FY21 Capital Improvement Plan Summary:

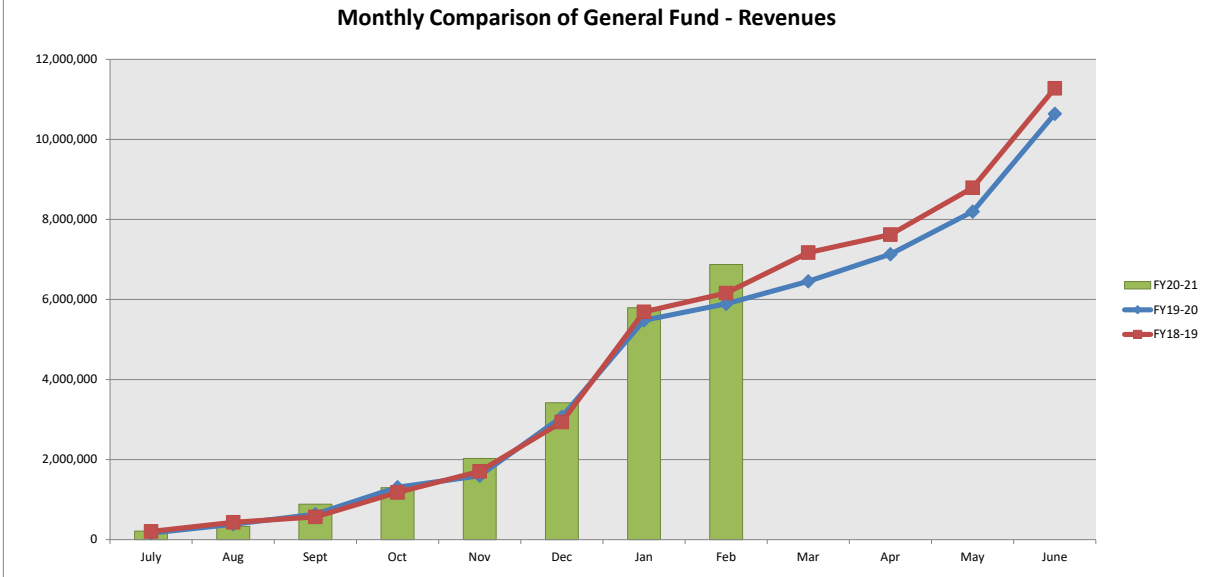
	FY 21 Budget	YTD Actual	Outstanding Appropriation	Notes
IT Dodge Durango	32,000	31,140	860	
Replace MJC Carpet	14,000	-	14,000	
Taylor Street Drainage Study	85,000	-	85,000	
(8) Patrol Vehicles & Equipment	468,000	116,720	351,280	
Court Audio System	10,000	-	10,000	
Court Records & Online Portal	50,000	-	50,000	
F- 450 #4 Truck	57,000		57,000	
Humvee # 6	70,000	52,218	17,782	
Fire Station Study	50,000	-	50,000	
NASC parking lot repairs	15,000	-	15,000	
Commerce Drive	10,000	4,500	5,500	
Swimming Pool Parking Lot	25,000	9,000	16,000	
VM Manager Plus Upgrade	8,000	3,890	4,110	
Truck lifts	50,000	52,000	(2,000)	
FM Vehicle	32,000	27,067	4,933	
Preston Blackmon Park	12,000	-	12,000	
Payment Kiosk	<u>100,000</u>	<u>92,607</u>	<u>7,393</u>	
(building improvements)	\$ 1,088,000	\$ 389,142	\$ 698,858	

General Fund cash for the month ended at 11.97M realizing an increase of 1.92M from the prior month. 2M or 17% of the General Fund cash is restricted for specific uses leaving 9.97M or 83% available for new expenditures. A more detailed analysis of General Fund cash can be found under the cash management section of this report.

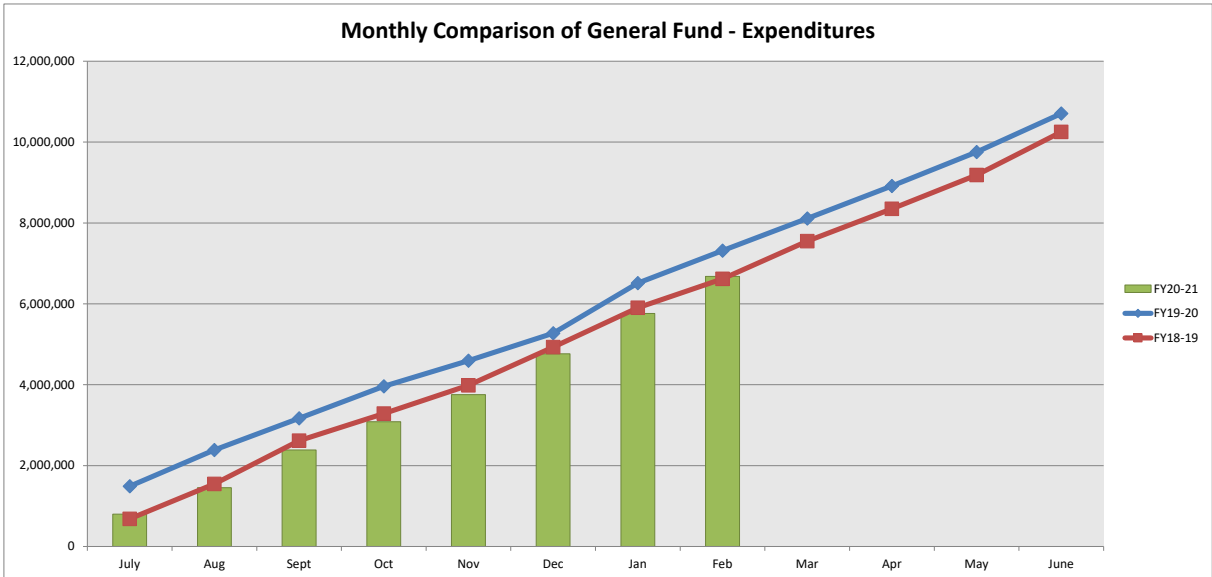
Budget Transfers

The City Code of ordinance (*Chapter 2, Article IX, Section 2-241*), requires the Finance Director to report all budget transfers in the next monthly finance report. A fiscal year-to-date budget transfers list is at the end of this report.

Prior Year to Date	Current Year to Date	Difference	Budget	% of Budget Collected
5,892,391	6,875,747	983,356	12,145,828	56.61



Prior Year to Date	Current Year to Date	Difference	Budget	% of Budget Expended
7,317,895	6,678,378	(639,517)	12,145,828	54.98



CASH MANAGEMENT DETAIL

Statement of Monthly Changes in Cash Balances

CITY OF LANCASTER
MTD CASH BALANCES REPORT

PAGE: 1

AS OF: FEBRUARY 28, 2021

	BEGINNING BALANCE	M-T-D DEBITS	M-T-D CREDITS	ENDING BALANCE
100 1-0011-10001 Checking-1st Citizens/GF	1,824,472.39	4,059,323.18	(3,267,037.53)	2,616,758.04
100 1-0011-10002 Imprest Acct./1st Citizen	0.00	918,947.36	(918,947.36)	0.00
100 1-0011-10007 ACH Account	100.00	0.00	0.00	100.00
100 1-0017-11601 GF Investments	5,847,592.50	1,500,636.46	0.00	7,348,228.96
100 1-0017-11602 SCLGIP-Downtown Development	1,276,709.05	83,873.48	0.00	1,360,582.53
100 1-0011-10004 First Citizens-City Court	4,933.00	10,608.88	(9,241.38)	6,300.50
100 1-0011-10006 Drug Fund	150,251.17	1.15	0.00	150,252.32
100 1-0011-10014 Downtown Reserve	83,737.08	0.00	(83,737.08)	0.00
100 1-0011-10016 Econ Dev Incentive	100,247.57	2.31	0.00	100,249.88
100 1-0011-10018 Tax Rollback	762,531.06	237,597.64	(612,521.00)	387,607.70
110 1-0011-10301 Hospitality Tax Account	1,623,567.44	82,777.76	(52,941.87)	1,653,403.33
115 1-0011-10911 E911 Funds	67,342.16	0.00	(3,024.00)	64,318.16
121 1-0011-10225 Southside Savings Acct	30,655.28	0.71	0.00	30,655.99
130 1-0011-10500 Fireman's Club Checking	44,028.90	0.00	(251.01)	43,777.89
200 1-0011-10102 GR Fund Checking	1,970,086.69	785,288.41	(1,310,046.97)	1,445,328.13
200 1-0011-10104 GR ACH Acct	154,790.71	61,483.17	(30,834.54)	185,439.34
200 1-0017-11616 GR Replacement Fund	2,886,152.24	53,642.97	0.00	2,939,795.21
200 1-0017-11619 Series 2000 DSRF	90,818.18	9.66	0.00	90,827.84
200 1-0017-11621 Series 2002 DSRF	66,326.63	7.04	0.00	66,333.67
200 1-0017-11622 Series 2007 DSRF	367,688.12	39.05	0.00	367,727.17
200 1-0017-11617 Series 2016 Erwin Farms DSRF	148,639.44	15.75	0.00	148,655.19
200 1-0017-11623 Series 2017 DSRF	133,290.41	14.16	0.00	133,304.57
200 1-0017-11625 Contingent Fund	2,171,273.38	230.56	0.00	2,171,503.94
200 1-0017-11626 Depreciation Fund	2,170,703.80	230.50	0.00	2,170,934.30
210 1-0011-10200 Solid Waste	682,695.18	318,542.62	(347,017.64)	654,220.16
210 1-0011-10205 Solid Waste ACH Acct	100.00	0.00	0.00	100.00
210 1-0017-11629 Residential Garbage	426,048.60	45.28	0.00	426,093.88
210 1-0017-11630 Commercial Garbage	416,806.15	44.23	0.00	416,850.38
GRAND TOTAL	23,501,587.13	(8,113,362.33)	(6,635,600.38)	24,979,349.88

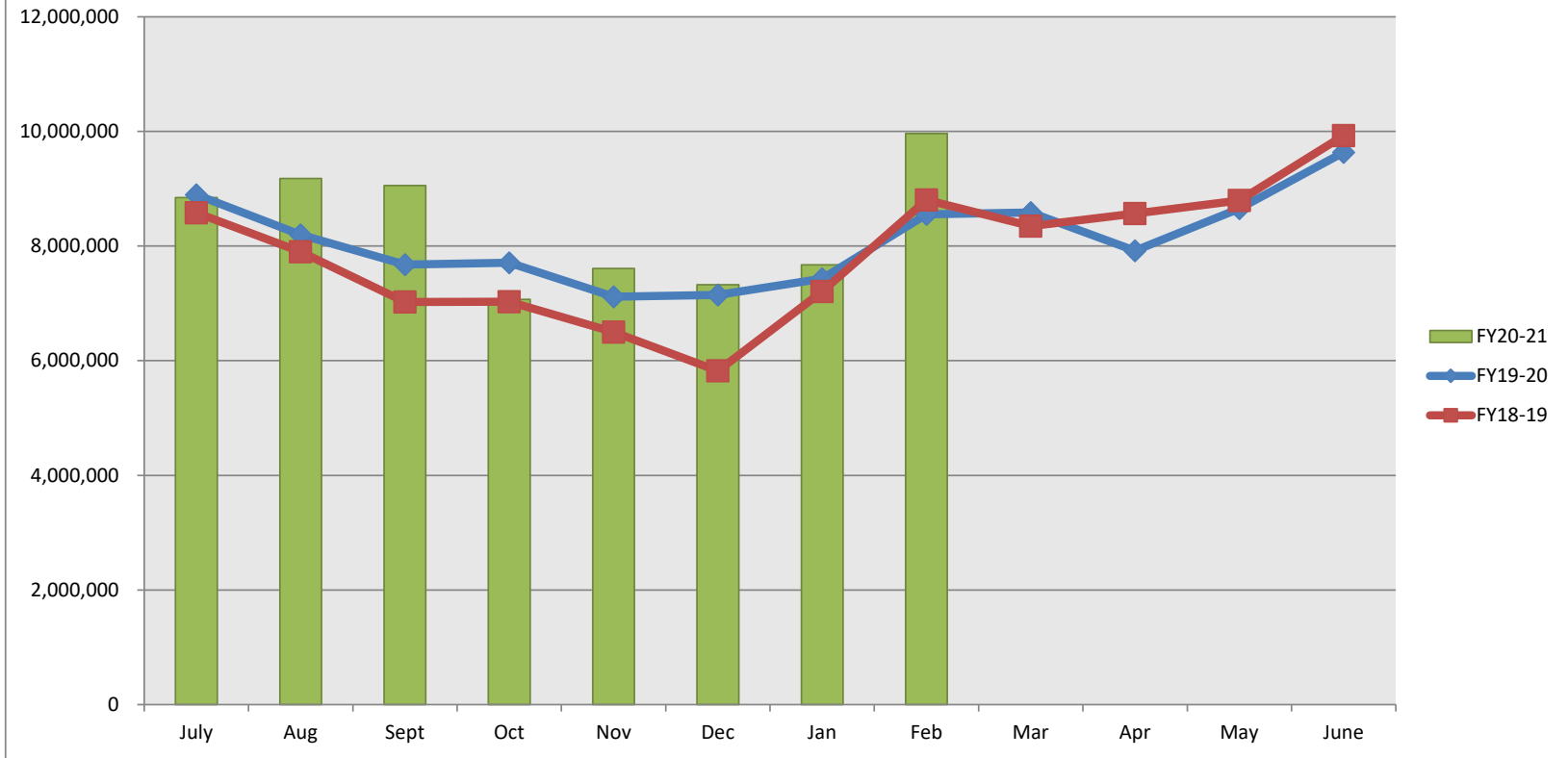
Cash Summary By Fund

	Restricted	Unrestricted	Cash Balance
General Fund	2,004,993	9,965,087	11,970,080
Hospitality Tax	1,653,403	-	1,653,403
E 911 Fund	64,318	-	64,318
Southside Fund	30,656	-	30,656
Firemen's Fund	43,778	-	43,778
Gross Revenue Fund	8,274,521	1,445,328	9,719,849
Solid Waste Fund	-	1,497,265	1,497,265
	12,071,669	12,907,680	24,979,349

			6/30/2020	
Prior Year to Date	Current Year to Date	Difference	GF Unrestricted Cash	Fiscal YTD Difference
8,551,609	9,965,087	1,413,478	9,635,472	329,615



Monthly Comparison of General Fund Unrestricted Cash Balances



Hospitality Tax Fund

Hospitality Tax Fund revenues for the month totaled 82,700 compared to revenues of 79,822 the same period last year, the difference is not material.

Year to date hospitality taxes collected totaled 645,622 or 74% of the budget estimate. Compared to 626,546 collections for the same period last year, the difference is not material.

Hospitality Tax Fund expenditures for the month totaled 36,152 compared to expenditures of 254,253 the same period last year, the difference is due to FY2020 hospitality tax grants. Year-to-date expenditures including encumbrances of 116,500 account for 33 % of the budget.

Hospitality Tax Fund cash ended the month at 1,653,403; increased by 29,836 from the prior month. All dollars in the Hospitality Fund are restricted, as required, and can only be used in compliance to with Section 6-1-730 of the South Carolina Code of Laws, 1976, as amended; specifically tourism related costs.

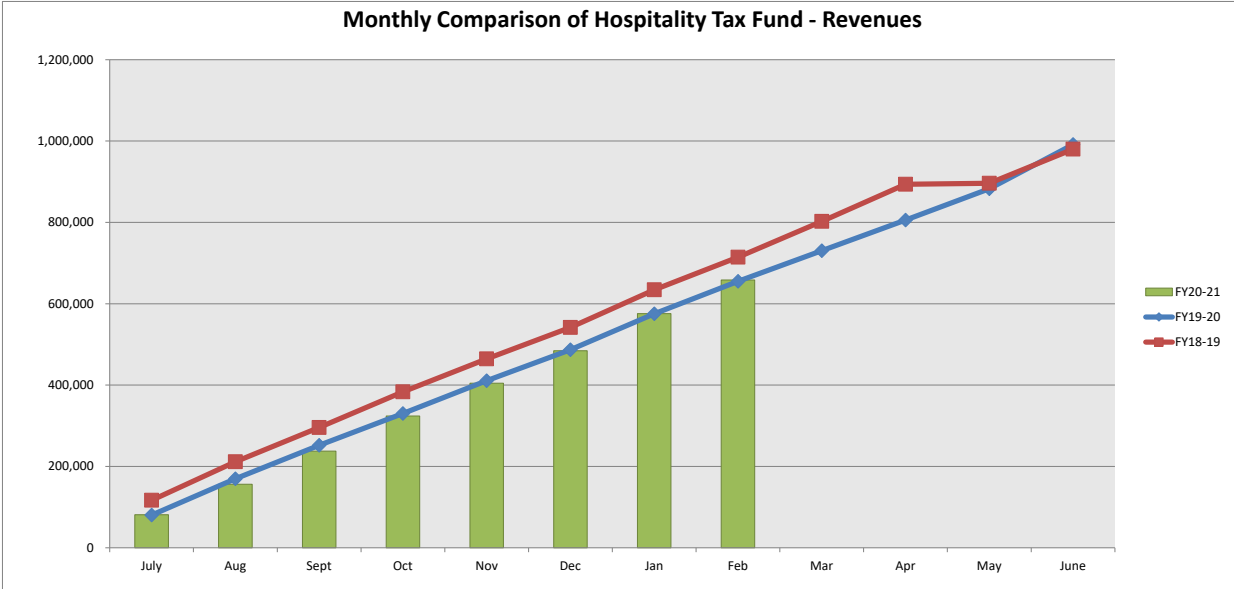
Line item detail of the revenue and expenditure activity is included at the back of this report.

E911 Fund

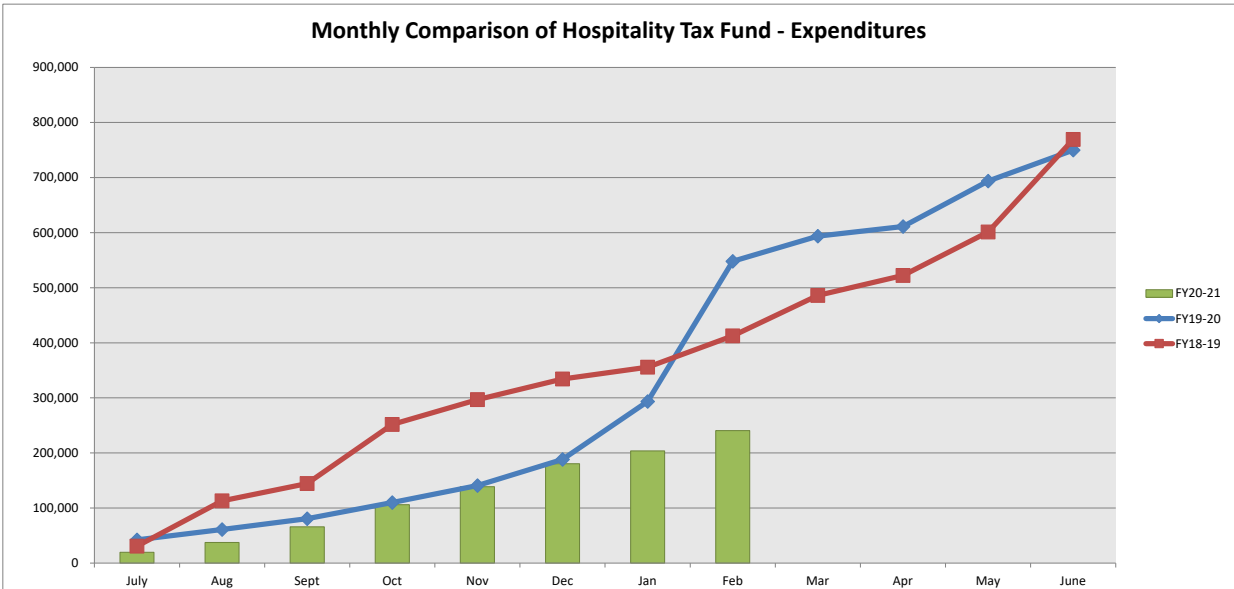
E911 Fund cash as of February 28th is 64,318; a decrease of 3,024. The FY21 budget includes use of E911 funds for some IT related expenses.

All dollars in the E911 Fund are restricted, as required, and can only be used to fund expenditures that comply with Section 23-47-40 of the South Carolina Code of Laws, 1976, as amended.

Prior Year to Date	Current Year to Date	Difference	Budget	% of Budget Collected
655,226	658,411	3,185	1,095,649	60.09



Prior Year to Date	Current Year to Date	Difference	Budget	% of Budget Expended
547,875	240,689	(307,186)	1,095,649	21.97



Gross Revenue Fund

Gross Revenue Fund revenues for the month totaled 709,921 compared to revenues of 687,883 the same period last year; the difference is not material.

Gross Revenue Fund expenses for the month totaled 684,251 compared to expenses of 861,689 the same period last year; the difference is due to CIP purchases. Year to date expenses account for 36% of the annual budget. An additional 1.68M is encumbered for capital improvement projects and annual contracts leaving 53% of the budget available for wages, benefits and new commitments

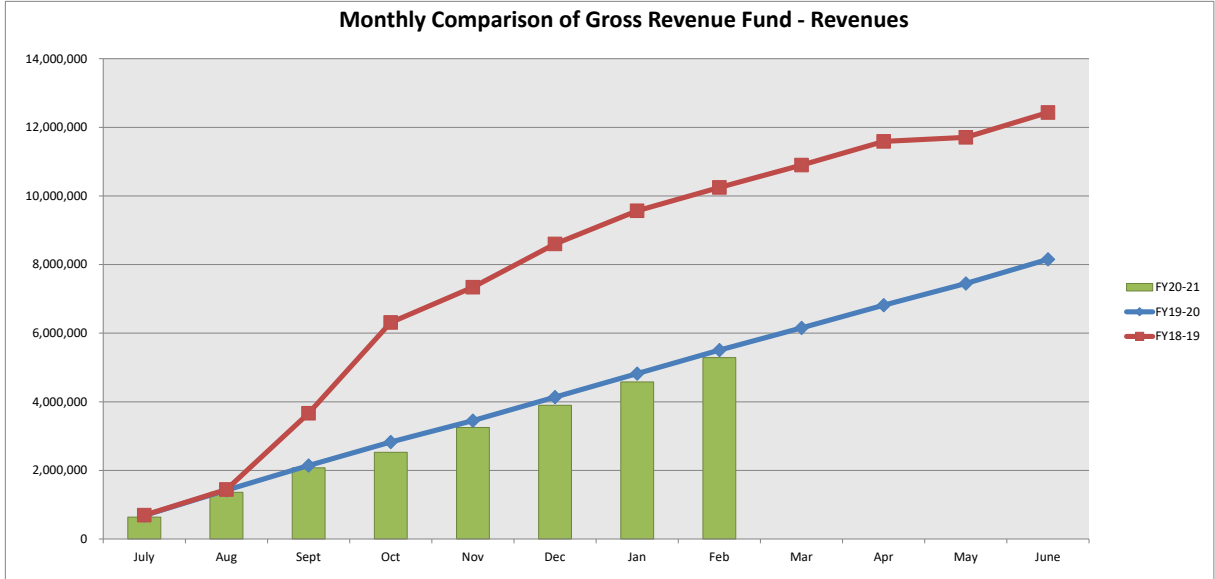
Line item detail of the revenue and expense activity is included at the back of this report.

FY21 Capital Improvement Plan Summary:

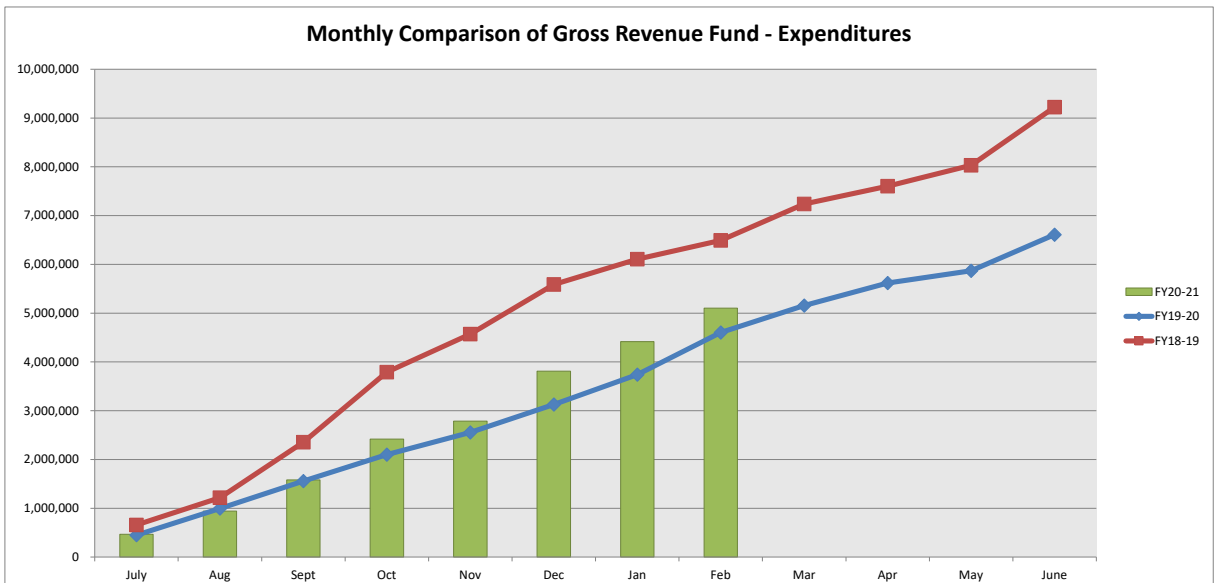
	FY21 Budget	YTD Actual	Outstanding Appropriation	Notes
Replace IT Chevy Suburban #419	32,000	31,140	860	
Blower Overhaul	40,000	54,895	(14,895)	
Master Plan for Water Dist & WW Collection Syst	275,000	7,710	267,290	
New Boom Truck	180,000	182,028	(2,028)	
New Re-Use Water Pump	23,000	22,634	366	
Back Hoe	100,000	80,003	19,997	
Truck Dump Barscreen	15,000		15,000	
WWTP Generator	375,000	400,066	(25,066)	
CAT Generator for by pass lift station	101,300	98,580	2,720	
Bench seat Rhino for ROWs - Kubota	17,000	16,185	815	
PW Dodge Durango	30,000	30,100	(100)	
Valve machine	65,000	-	65,000	
	<u>\$ 1,253,300</u>	<u>\$ 923,340</u>	<u>\$ 329,960</u>	

Gross Revenue Fund cash for the month ended at 9,719,849; realizing a decrease of 439,921 from the prior month. 1,445,328 or 15% of the Gross Revenue Fund balance is available for current expenses while 8,274,521 or 85% is restricted for specific uses. The restricted cash includes internal funding for the Depreciation Fund- 2.17M, Contingency Fund- 2.17M , Replacement Fund 2.9M and Debt Service - 992k. A more detailed analysis of Gross Revenue Fund cash can be found under the cash management section of this report.

Prior Year to Date 5,506,878	Current Year to Date 5,287,391	Difference (219,487)	Budget 14,353,700	% of Budget Collected 36.84
---------------------------------	-----------------------------------	--------------------------------	----------------------	--------------------------------



Prior Year to Date 4,602,675	Current Year to Date 5,101,026	Difference 498,351	Budget 14,353,700	% of Budget Expended 35.54
---------------------------------	-----------------------------------	-----------------------	----------------------	-------------------------------



Solid Waste Fund

Solid Waste Fund revenues for the month totaled 209,346 compared to revenues of 118,432 the same period last year, the difference is inconsequential .

Solid Waste Fund expenses for the month totaled 190,425 compared to expenses of 229,542 the same period last year, the difference is not material. Year to date expenses represent 61% of the annual budget. An additional 145,712 is encumbered for CIP: Solid Waste equipment, debt service and annual contracts leaving 34% of the budget available for wages, benefits and new commitments.

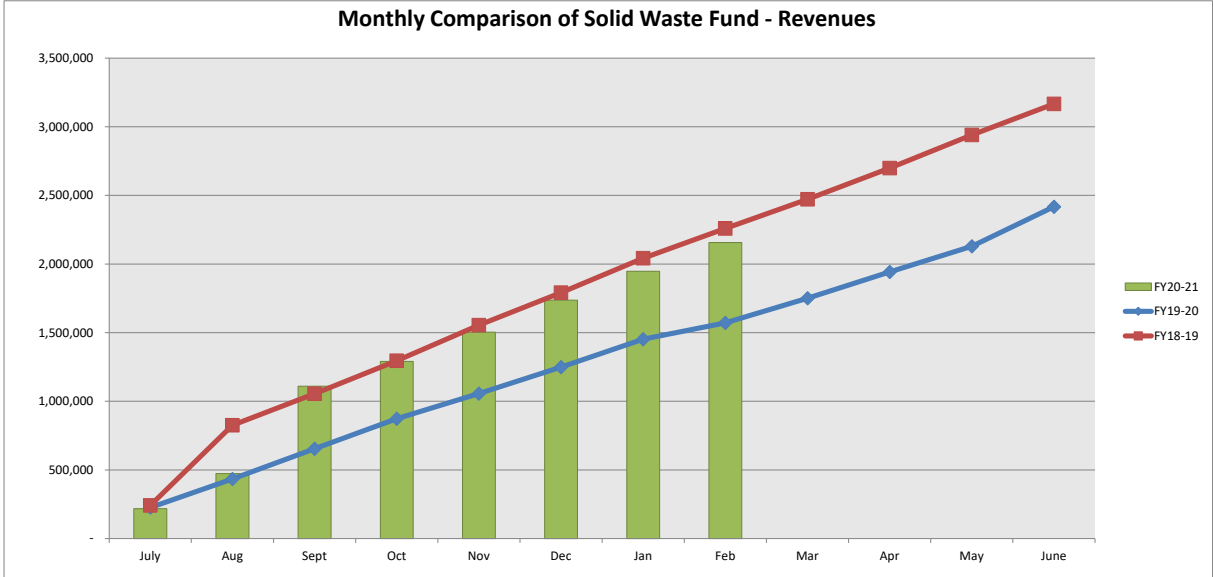
Line item detail of the revenue and expense activity is included at the back of this report.

FY21 Capital Improvement Plan Summary:

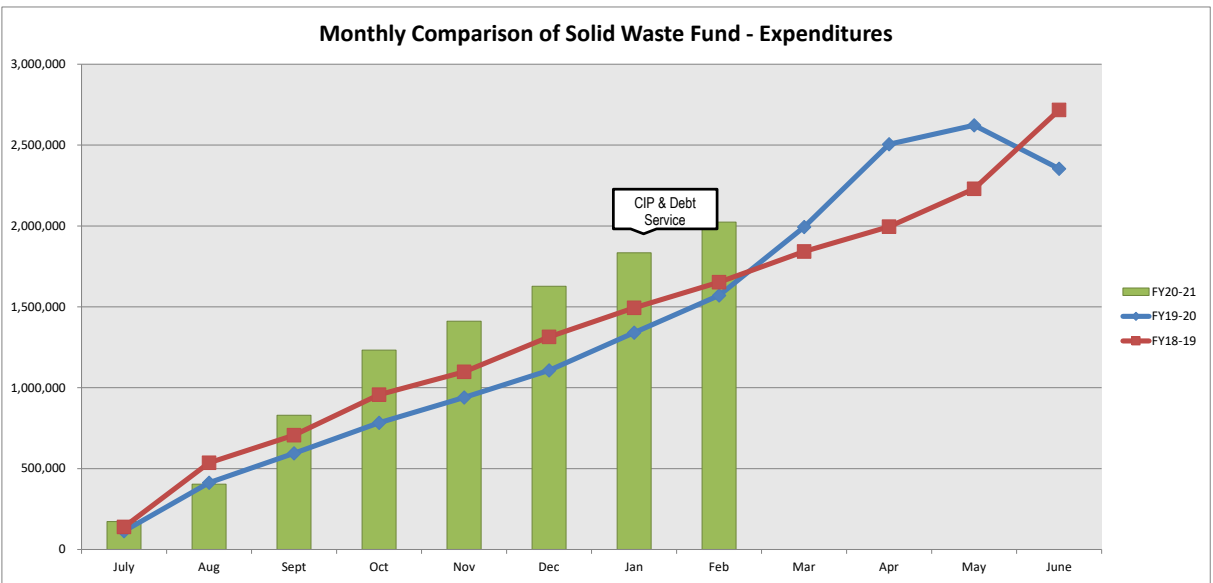
	FY21 Budget	YTD Actual	Outstanding Appropriation	Notes
Vehicle	32,000		32,000	
Commercial Garbage Truck	258,500	258,785	(285)	
Knuckleboom Truck	164,080	161,867	2,213	Complete
Transfer Station Repairs	<u>425,000</u>	<u>17,880</u>	<u>407,120</u>	
	\$ 879,580	\$ 438,532	\$ 441,048	

Solid Waste Fund cash for the month ended at 1,497,265 realizing a decrease of 28,385 from the prior month. All of the Solid Waste Fund Cash is unrestricted. A more detailed analysis of Solid Waste Fund cash can be found under the cash management section of this report.

Prior Year to Date	Current Year to Date	Difference	Budget	% of Budget Collected
1,571,421	2,156,727	585,306	3,311,070	65.14



Prior Year to Date	Current Year to Date	Difference	Budget	% of Budget Expended
1,570,522	2,024,165	453,643	3,311,070	61.13



Statement of Revenues

AS OF: FEBRUARY 28TH, 2021
% OF YEAR COMPLETED: 67.0

100-General Fund

REVENUES	ORIGINAL BUDGET	CURRENT BUDGET	MONTHLY REVENUE	YEAR-TO-DATE REVENUE	BUDGET BALANCE	BUDGET % RECEIVED
100-4-0100-41001 Current Taxes - Real	2,666,000	2,666,000.0	70,632.40	2,493,011.30	172,988.70	93.51
100-4-0100-41002 Current Taxes - Vehicl	254,000	254,000.0	20,319.77	168,012.73	85,987.27	66.15
100-4-0100-41003 Homestead Exemption	226,000	226,000.0	0.00	0.00	226,000.00	0.00
100-4-0100-41007 Manf Personal Exemptio	100,000	100,000.0	0.00	0.00	100,000.00	0.00
100-4-0100-41010 Property Tax Rollback	1,673,000	1,673,000.0	612,521.00	1,552,203.13	120,796.87	92.78
100-4-0100-41011 Local Option Tax Reven	750,000	750,000.0	96,486.77	603,918.47	146,081.53	80.52
100-4-0100-41013 Del Tax - Prior Yrs	50,000	50,000.0	183.32	43,430.41	6,569.59	86.86
100-4-0100-41014 Del Tax - Curr Yr	50,000	50,000.0	0.00	4,187.16	45,812.84	8.37
100-4-0100-41019 In Lieu of Taxes	300,000	300,000.0	0.00	158,270.80	141,729.20	52.76
100-4-0100-41022 Tax Penalties	30,000	30,000.0	3,491.01	10,763.15	19,236.85	35.88
100-4-0100-41023 Privilege License	2,146,000	2,146,000.0	9,045.00	227,856.68	1,918,143.32	10.62
100-4-0100-41025 Building Permits	65,000	65,000.0	72,401.65	197,698.10	132,698.10	304.15
100-4-0100-41026 Cable Franchise Fee	84,000	84,000.0	17,573.71	35,863.01	48,136.99	42.69
100-4-0100-41027 Telecommunications	33,075	33,075.0	0.00	0.00	33,075.00	0.00
100-4-0100-41031 Duke Energy Tax	670,000	670,000.0	131,489.37	315,141.15	354,858.85	47.04
100-4-0100-41032 Court Fines	120,000	120,000.0	2,431.73	49,996.98	70,003.02	41.66
100-4-0100-41033 Fire Protection Rescue	170,000	170,000.0	0.00	121,356.56	48,643.44	71.39
100-4-0100-41034 Sale of Assets	10,000	49,150.0	16,100.00	65,804.33	16,654.33	133.88
100-4-0100-41035 Victim's Revenue	15,000	15,000.0	197.52	3,237.92	11,762.08	21.59
100-4-0100-41038 School Guard & Sro	99,000	99,000.0	6,451.62	80,579.54	18,420.46	81.39
100-4-0100-41039 Cemetery Fees	6,500	6,500.0	1,385.00	3,200.00	3,300.00	49.23
100-4-0100-41041 Miscellaneous Income	20,000	20,000.0	5,020.94	6,853.36	13,146.64	34.27
100-4-0100-41043 Lot Clearing	10,000	10,000.0	185.00	6,063.37	3,936.63	60.63
100-4-0100-41045 Certification Fees	3,500	3,500.0	615.00	3,060.00	440.00	87.43
100-4-0100-41046 Insurance Proceeds	15,000	15,000.0	0.00	1,000.00	16,000.00	6.67
100-4-0100-41048 Donations	7,500	7,500.0	0.00	0.00	7,500.00	0.00
100-4-0100-41051 Interest on Savings	140,000	140,000.0	892.35	14,029.36	125,970.64	10.02
100-4-0100-41055 Planning And Zoning Re	5,000	5,000.0	135.00	2,135.00	2,865.00	42.70
100-4-0100-41061 Accommodations Tax	50,000	50,000.0	12,613.95	27,169.66	22,830.34	54.34
100-4-0100-41064 Merchants Inventory	70,000	70,000.0	0.00	53,765.37	16,234.63	76.81
100-4-0100-41065 Motor Carrier Property	60,000	60,000.0	9,691.24	77,981.05	17,981.05	129.97
100-4-0100-41066 Misc Intergovernmental	0	51,400.0	0.00	51,459.88	59.88	100.12
100-4-0100-41067 Local Government Fund	210,000	210,000.0	0.00	101,072.78	108,927.22	48.13
100-4-0100-41075 Grant Proceeds	627,000	727,000.0	0.00	339,361.62	387,638.38	46.68
100-4-0100-41082 Police Dept Revenues	35,000	35,000.0	1,722.00	9,264.50	25,735.50	26.47
100-4-0100-41084 County Payments	50,000	50,000.0	0.00	50,000.00	0.00	100.00
100-4-0100-41090 Carryover - Cip	984,000	984,000.0	0.00	0.00	984,000.00	0.00
100-4-0100-41094 Carryover - Other	150,703	150,703.0	0.00	0.00	150,703.00	0.00
TOTAL REVENUES	11,955,278	12,145,828	1,081,176.83	6,875,747.37	5,270,080.63	56.61

110-Hospitality Tax Fund

REVENUES	ORIGINAL BUDGET	CURRENT BUDGET	MONTHLY REVENUE	YEAR-TO-DATE REVENUE	BUDGET BALANCE	BUDGET % RECEIVED
110-4-0100-41088 Performing Arts	83,000	83,000.0	1,780.28	3,019.23	79,980.77	3.64
110-4-0100-44001 Hospitality Tax	875,000	875,000.0	80,263.75	645,621.80	229,378.20	73.79
110-4-0100-44041 Miscellaneous Income	10,000	10,000.0	619.00	9,301.22	698.78	93.01
110-4-0100-44051 Interest	500	500.0	37.35	287.35	212.65	57.47
110-4-0100-44066 Misc Intergovernmental	0	0.0	0.00	809.00	809.00	0.00
110-4-0100-44075 Sponsors, Grants, Dona	1,649	1,649.0	0.00	627.68	2,276.68	38.06
110-4-0100-44092 Carryover-Restricted	125,500	125,500.0	0.00	0.00	125,500.00	0.00
TOTAL REVENUES	1,095,649	1,095,649	82,700.38	658,410.92	437,238.08	60.09

115-E911 Fund

REVENUES	ORIGINAL BUDGET	CURRENT BUDGET	MONTHLY REVENUE	YEAR-TO-DATE REVENUE	BUDGET BALANCE	BUDGET % RECEIVED
115-4-0100-41094 Carryover - Other	36,500	36,500.0	0.00	0.00	36,500.00	0.00
115-4-0100-49110 E911 Fees	0	0.0	0.00	14,327.60	14,327.60	0.00
TOTAL REVENUES	36,500	36,500	0.00	14,327.60	22,172.40	39.25

Statement of Revenues cont.

AS OF: FEBRUARY 28TH, 2021
% OF YEAR COMPLETED: 67.0

200-Gross Revenue Fund

REVENUES	ORIGINAL BUDGET	CURRENT BUDGET	MONTHLY REVENUE	YEAR-TO-DATE REVENUE	BUDGET BALANCE	BUDGET % RECEIVED
200-4-0100-42001 In City Water	1,926,000	1,926,000.0	150,692.97	1,217,096.76	708,903.24	63.19
200-4-0100-42002 Outside Water	1,205,000	1,205,000.0	96,466.74	739,671.11	465,328.89	61.38
200-4-0100-42003 Joslyn Clark Controls,	1,950	1,950.0	165.10	1,285.42	664.58	65.92
200-4-0100-42004 Water Penalties	130,000	130,000.0	12,192.06	101,157.54	28,842.46	77.81
200-4-0100-42005 Water Taps	15,000	15,000.0	3,250.00	18,675.00 (3,675.00)	124.50
200-4-0100-42006 Second Penalty	85,000	85,000.0	9,725.00	77,350.00	7,650.00	91.00
200-4-0100-42007 Miscellaneous Receipts	5,000	5,000.0	1,129.76	6,065.51 (1,065.51)	121.31
200-4-0100-42009 MUSC Health Lancaster	95,000	95,000.0	5,077.91	48,490.12	46,509.88	51.04
200-4-0100-42010 MFG Companies Water	12,000	12,000.0	212.88	8,570.23	3,429.77	71.42
200-4-0100-42011 Soliant Ilc Water	28,000	28,000.0	1,934.84	23,859.92	4,140.08	85.21
200-4-0100-42013 Administrative Fee	8,000	8,000.0	555.00	3,659.39	4,340.61	45.74
200-4-0100-42031 In City Sewer	1,950,000	1,950,000.0	155,541.95	1,235,288.94	714,711.06	63.35
200-4-0100-42032 Outside Sewer	1,320,000	1,320,000.0	107,527.84	819,559.67	500,440.33	62.09
200-4-0100-42033 Springs Industries	7,000	7,000.0	159.06	12,315.43 (5,315.43)	175.93
200-4-0100-42034 Joslyn Clark Controls,	775	775.0	68.29	493.22	281.78	63.64
200-4-0100-42035 Sewer Taps	20,000	20,000.0	4,562.50	23,593.75 (3,593.75)	117.97
200-4-0100-42036 Soliant Ilc Sewer	35,000	35,000.0	2,515.17	31,516.13	3,483.87	90.05
200-4-0100-42038 Septic Tank Fees	20,000	20,000.0	0.00	20,854.08 (854.08)	104.27
200-4-0100-42039 MUSC Health Lancaster	120,000	120,000.0	6,488.28	62,223.95	57,776.05	51.85
200-4-0100-42040 MFG Companies Sewer	12,000	12,000.0	240.13	9,291.91	2,708.09	77.43
200-4-0100-42041 Lanc. Co W/S District	590,000	590,000.0	68,611.79	448,258.50	141,741.50	75.98
200-4-0100-42042 WSD - Ft Lawn Sewer	80,000	80,000.0	188.09	59,133.48	20,866.52	73.92
200-4-0100-42046 Sale of Assets	0	7,700.0	0.00	7,725.00 (25.00)	100.32
200-4-0100-42060 Interest on Savings	86,875	86,875.0	856.36	12,813.88	74,061.12	14.75
200-4-0100-42066 Miscellaneous Credits	0	10,100.0	0.00	10,107.32 (7.32)	100.07
200-4-0100-42068 Grant Proceeds	3,482,000	3,505,000.0	66,003.00	160,114.03	3,344,885.97	4.57
200-4-0100-42069 County Reimbursements	0	50,000.0	4,317.87	35,964.68	14,035.32	71.93
200-4-0100-42085 Infrastructure Fee	137,000	137,000.0	11,438.00	92,256.00	44,744.00	67.34
200-4-0100-42090 Carryover-Cip Allocati	890,800	890,800.0	0.00	0.00	890,800.00	0.00
200-4-0100-42091 Carryover - Other	1,638,000	1,638,000.0	0.00	0.00	1,638,000.00	0.00
200-4-0100-42092 Carryover - Restricted	0	362,500.0	0.00	0.00	362,500.00	0.00
TOTAL REVENUES	13,900,400	14,353,700	709,920.59	5,287,390.97	9,066,309.03	36.84

210-Solid Waste Fund

REVENUES	ORIGINAL BUDGET	CURRENT BUDGET	MONTHLY REVENUE	YEAR-TO-DATE REVENUE	BUDGET BALANCE	BUDGET % RECEIVED
210-4-0100-46066 Miscellaneous Credits	0	6,600.0	0.00	6,629.25 (29.25)	100.44
210-4-0100-46100 Residential Garbage	785,000	785,000.0	67,487.00	516,352.94	268,647.06	65.78
210-4-0100-46200 Commercial Garbage	595,000	595,000.0	49,938.70	382,240.55	212,759.45	64.24
210-4-0100-46300 Recycling Sales	5,000	5,000.0	6,987.55	37,832.46 (32,832.46)	756.65
210-4-0100-46400 Interest on Savings	17,000	17,000.0	89.51	1,402.08	15,597.92	8.25
210-4-0100-46500 Miscellaneous	3,000	13,000.0	1,523.41	13,132.33 (132.33)	101.02
210-4-0100-46510 Sale of Assets	1,090	43,690.0	0.00	58,697.53 (15,007.53)	134.35
210-4-0100-46600 Insurance Proceeds	0	11,200.0	0.00	11,227.68 (27.68)	100.25
210-4-0100-46700 Roll-Off Containers	35,000	35,000.0	4,447.00	31,597.00	3,403.00	90.28
210-4-0100-46710 Transfer Station Use	895,000	895,000.0	76,173.93	656,626.56	238,373.44	73.37
210-4-0100-46714 SW Penalties	25,000	25,000.0	2,699.30	20,296.72	4,703.28	81.19
210-4-0100-46800 Carryover - Cip	471,500	459,000.0	0.00	0.00	459,000.00	0.00
210-4-0100-46880 Grant, Settlement Proc	0	0.0	0.00	112.00 (112.00)	0.00
210-4-0100-46896 Lease Proceeds	0	420,580.0	0.00	420,580.00	0.00	100.00
TOTAL REVENUES	2,832,590	3,311,070	209,346.40	2,156,727.10	1,154,342.90	65.14

Departmental Expenditure/Expense Summary

AS OF: FEBRUARY 28TH, 2021
% OF YEAR COMPLETED: 67.0

100-General Fund

EXPENDITURE SUMMARY	ORIGINAL BUDGET	CURRENT BUDGET	MONTHLY EXPENDITURES	YEAR-TO-DATE EXPENDITURES	TOTAL ENCUMBERED	BUDGET REMAINING	% BUDGET EXPENDED
Mayor & Council	102,300	102,300	7,128.73	49,445.16	3,992.52	48,862.32	52.24
City Administrator	236,500	236,500	18,407.09	147,935.84	994.00	87,570.16	62.97
Grounds Maintenance	280,000	280,000	8,660.97	144,558.79	64,502.28	70,938.93	74.66
Human Resources	220,300	220,300	16,207.09	129,317.92	5,608.65	85,373.43	61.25
Finance	226,600	226,600	17,743.84	138,995.03	7,963.90	79,641.07	64.85
Information Technology	714,500	714,500	170,632.46	534,074.92	169,054.73	11,370.35	98.41
Legal Services	35,150	35,150	2,100.15	20,622.33	1,960.80	12,566.87	64.25
General Expense	1,420,400	1,453,770	78,822.90	947,115.70	218,738.70	287,915.60	80.20
See Lancaster	30,500	30,500	29.16	11,751.80	1,000.00	17,748.20	41.81
Police	3,450,500	3,450,500	252,467.66	1,962,531.33	16,083.55	1,471,885.12	57.34
Victim's Services	27,132	27,132	2,059.28	15,048.69	0.00	12,083.31	55.46
Court Admin	388,782	388,782	23,549.76	211,588.99	3,000.00	174,193.01	55.20
Fire	2,004,034	2,039,184	142,234.98	1,201,241.00	21,812.67	816,130.33	59.98
Street Division	649,385	649,385	45,064.07	317,131.69	4,135.85	328,117.46	49.47
Vehicle Maintenance	107,315	107,315	9,118.65	56,862.32	259.59	50,193.09	53.23
Building Official	300,280	300,280	19,044.79	165,032.77	10,513.83	124,733.40	58.46
Parks & Playgrounds	144,700	162,730	0.00	40,727.94	37,377.10	84,624.96	48.00
Comm Service Grants	563,000	563,000	0.00	127,084.00	0.00	435,916.00	22.57
Debt Service	69,900	69,900	49,518.17	64,544.85	5,073.32	281.83	99.60
CIP Expenditures	984,000	1,088,000	52,257.18	392,767.14	415,798.06	279,434.80	74.32
TOTAL EXPENDITURES	11,955,278	12,145,828	915,046.93	6,678,378.21	987,869.55	4,479,580.24	63.12

110-Hospitality Tax Fund

EXPENDITURE SUMMARY	ORIGINAL BUDGET	CURRENT BUDGET	MONTHLY EXPENDITURES	YEAR-TO-DATE EXPENDITURES	TOTAL ENCUMBERED	BUDGET REMAINING	% BUDGET EXPENDED
Hospitality	538,000	540,000	9,557.09	60,807.52	71,116.30	408,076.18	24.43
IT Hospitality	38,509	38,509	2,971.97	23,620.93	0.00	14,888.07	61.34
See Lancaster	59,432	37,132	0.00	22,537.40	2,800.00	11,794.60	68.24
Events Management	309,797	330,097	15,223.20	123,216.80	24,446.34	182,433.86	44.73
Performing Arts	149,911	149,911	8,399.54	10,506.21	18,137.18	121,267.61	19.11
TOTAL EXPENDITURES	1,095,649	1,095,649	36,151.80	240,688.86	116,499.82	738,460.32	32.60

115 E911 FUND

EXPENDITURE SUMMARY	ORIGINAL BUDGET	CURRENT BUDGET	MONTHLY EXPENDITURES	YEAR-TO-DATE EXPENDITURES	TOTAL ENCUMBERED	BUDGET REMAINING	% BUDGET EXPENDED
E911 Fund	36,500	36,500	3,024.00	27,828.00	4,078.07	4,593.93	87.41
TOTAL EXPENDITURES	36,500	36,500	3,024.00	27,828.00	4,078.07	4,593.93	87.41

200-Gross Revenue Fund

EXPENSE SUMMARY	ORIGINAL BUDGET	CURRENT BUDGET	MONTHLY EXPENSES	YEAR-TO-DATE EXPENSES	TOTAL ENCUMBERED	BUDGET REMAINING	% BUDGET EXPENDED
Public Works Admin	288,600	282,650	21,351.76	166,436.78	2,055.44	114,157.78	59.61
Water Service	1,689,000	1,677,400	101,607.36	1,044,384.59	68,147.77	564,867.64	66.32
Ground Maintenance	40,400	40,400	3,201.30	26,169.43	0.00	14,230.57	64.78
Vehicle Maintenance	62,600	62,600	4,972.66	39,669.45	0.00	22,930.55	63.37
Information Technology	379,300	379,650	125,490.98	300,016.22	69,540.27	10,093.51	97.34
Utility Billing	231,100	231,100	22,380.59	144,938.70	11,430.99	74,730.31	67.66
Wastewater Treatment	1,106,600	1,155,600	80,600.70	569,750.40	281,343.55	304,506.05	73.65
Lift Station Mtn	111,500	111,500	1,349.62	30,234.24	45,363.75	35,902.01	67.80
Wastewater Collection	745,300	735,300	43,504.52	424,218.09	26,387.84	284,694.07	61.28
GR General Expense	1,250,200	1,319,200	32,608.70	435,149.27	127,984.20	756,066.53	42.69
Debt Service	1,969,800	1,969,800	30,834.54	673,073.20	81,577.50	1,215,149.30	38.31
EPA Projects	15,000	15,000	0.00	3,342.00	6,660.00	4,998.00	66.68
Capital Improvements	5,120,200	5,120,200	208,637.82	320,303.76	737,371.88	4,062,524.36	20.66
CIP Expenditures	890,800	1,253,300	7,710.00	923,339.75	225,114.80	104,845.45	91.63
TOTAL EXPENDITURES	13,900,400	14,353,700	684,250.55	5,101,025.88	1,682,977.99	7,569,696.13	47.26

Departmental Expenditure/Expense Summary cont.

AS OF: FEBRUARY 28TH, 2021
% OF YEAR COMPLETED: 67.0

210-Solid Waste Fund

EXPENSE SUMMARY	ORIGINAL BUDGET	CURRENT BUDGET	MONTHLY EXPENSES	YEAR-TO-DATE EXPENSES	TOTAL ENCUMBERED	BUDGET REMAINING	% BUDGET EXPENDED
General Expense	300,300	315,300	12,513.92	177,942.89	62,198.64	75,158.47	76.16
Solid Waste Admin	152,400	152,900	9,452.82	89,375.53	18.12	63,506.35	58.47
Information Technology	93,700	93,700	30,242.47	78,660.36	16,698.33	1,658.69	101.77
Residential Garbage	366,500	366,000	20,372.48	229,321.05	3,400.23	133,278.72	63.59
Recycling	86,500	136,500	5,061.86	98,371.53	10,849.77	27,278.70	80.02
Commercial Garbage	340,400	312,400	16,107.96	167,983.58	346.08	144,070.34	53.88
Transfer Station	765,300	713,450	66,722.64	504,156.41	8,568.91	200,724.68	71.87
Ground Maintenance	40,400	40,400	3,201.24	26,169.01	0.00	14,230.99	64.77
Vehicle Maintenance	124,100	124,100	9,945.07	79,337.86	0.00	44,762.14	63.93
Debt Service	91,490	176,740	0.00	134,314.53	43,632.02	1,206.55	100.68
CIP - Expense	471,500	879,580	16,805.00	438,531.89	0.00	441,048.11	49.86
TOTAL EXPENDITURES	2,832,590	3,311,070	190,425.46	2,024,164.64	145,712.10	1,141,193.26	65.53

Line Item Expenditures/Expense

AS OF: FEBRUARY 28TH, 2021
% OF YEAR COMPLETED: 67.0

	ORIGINAL BUDGET	CURRENT BUDGET	MONTHLY EXP	YEAR TO DATE EXP	TOTAL ENCUMBERED	BUDGET REMAINING	% BUDGET EXPENDED
100-5-0110-51001 Salaries Regular	65,000	65,000	5,416.72	34,167.04	0.00	30,832.96	52.56
100-5-0110-51004 Fica	5,000	5,000	383.26	2,385.25	0.00	2,614.75	47.71
100-5-0110-51006 SC Retirement	10,800	10,800	883.04	5,477.18	0.00	5,322.82	50.71
100-5-0110-52009 Clothing	700	700	0.00	0.00	0.00	700.00	0.00
100-5-0110-52010 Travel And Training	8,900	7,900	0.00	1,129.56	0.00	9,029.56	14.30
100-5-0110-52015 Printing And Advertisi	800	800	88.12	634.52	102.52	62.96	92.13
100-5-0110-52016 Subscriptions and Dues	100	100	0.00	100.00	0.00	0.00	100.00
100-5-0110-52018 Special Contracts	6,000	7,000	0.00	7,055.00	1,900.00	1,955.00	127.93
100-5-0110-52020 Materials And Supplies	2,100	2,100	357.59	696.31	90.00	1,313.69	37.44
100-5-0110-52021 Unclassified Expense	2,900	2,900	0.00	59.42	1,900.00	940.58	67.57
100-5-0120-51001 Salaries Regular	180,500	180,500	13,824.96	117,849.47	0.00	62,650.53	65.29
100-5-0120-51003 Overtime	1,000	1,000	237.76	374.93	0.00	625.07	37.49
100-5-0120-51004 Fica	13,900	13,900	1,022.88	8,928.69	0.00	4,971.31	64.24
100-5-0120-51006 SC Retirement	30,100	30,100	3,259.24	17,408.38	0.00	12,691.62	57.84
100-5-0120-52009 Clothing	200	200	0.00	0.00	0.00	200.00	0.00
100-5-0120-52010 Travel And Training	5,100	5,050	0.00	1,129.56	14.09	3,906.35	22.65
100-5-0120-52011 Operation Motor Vehicl	900	900	26.33	492.77	0.00	407.23	54.75
100-5-0120-52012 Communications	400	400	5.92	70.42	0.00	329.58	17.61
100-5-0120-52015 Printing And Advertisi	1,400	1,400	0.00	366.83	0.00	1,033.17	26.20
100-5-0120-52016 Subscriptions And Dues	1,200	1,250	30.00	1,250.00	0.00	0.00	100.00
100-5-0120-52020 Materials And Supplies	1,800	1,800	0.00	64.79	979.91	755.30	58.04
100-5-0121-51001 Salaries Regular	61,900	61,900	4,653.68	41,246.30	0.00	20,653.70	66.63
100-5-0121-51003 Overtime	3,500	3,500	170.31	1,639.30	0.00	1,860.70	46.84
100-5-0121-51004 Fica	5,100	5,100	346.85	3,130.17	0.00	1,969.83	61.38
100-5-0121-51006 SC Retirement	10,900	10,900	1,231.62	6,321.97	0.00	4,578.03	58.00
100-5-0121-52009 Clothing	2,500	2,500	0.00	1,125.16	0.00	1,374.84	45.01
100-5-0121-52011 Operation Motor Vehicl	7,500	7,500	694.21	2,579.48	0.00	4,920.52	34.39
100-5-0121-52017 Maint & Service Contra	145,400	145,400	44.20	78,800.20	59,768.00	6,831.80	95.30
100-5-0121-52018 Special Contracts	20,000	20,000	0.00	1,650.00	0.00	18,350.00	8.25
100-5-0121-52019 Repairs And Maintenanc	4,300	4,300	0.00	0.00	0.00	4,300.00	0.00
100-5-0121-52020 Materials And Supplies	12,900	12,900	640.10	5,224.21	1,576.28	6,099.51	52.72
100-5-0121-52042 Cemetery Internment	6,000	6,000	880.00	2,842.00	3,158.00	0.00	100.00
100-5-0122-51001 Salaries Regular	150,200	150,200	11,452.16	103,061.80	0.00	47,138.20	68.62
100-5-0122-51002 Salaries Special	8,700	8,700	0.00	0.00	0.00	8,700.00	0.00
100-5-0122-51003 Overtime	1,500	1,500	8.16	187.16	0.00	1,312.84	12.48
100-5-0122-51004 Fica	12,300	12,300	822.93	7,566.85	0.00	4,733.15	61.52
100-5-0122-51006 SC Retirement	26,600	26,600	2,674.62	14,525.90	0.00	12,074.10	54.61
100-5-0122-52009 Clothing	500	500	0.00	0.00	0.00	500.00	0.00
100-5-0122-52010 Travel And Training	4,500	4,500	0.00	0.00	0.00	4,500.00	0.00
100-5-0122-52011 Operation Motor Vehicl	2,000	2,000	96.13	748.09	0.00	1,251.91	37.40
100-5-0122-52012 Communications	500	500	37.69	327.09	0.00	172.91	65.42
100-5-0122-52015 Printing And Advertisi	6,500	6,500	0.00	1,072.99	5,410.00	17.01	99.74
100-5-0122-52016 Subscriptions And Dues	1,000	1,000	219.00	498.00	0.00	502.00	49.80
100-5-0122-52018 Special Contracts	1,600	1,600	18.95	369.35	198.65	1,032.00	35.50
100-5-0122-52020 Materials And Supplies	3,500	3,500	871.45	871.45	0.00	2,628.55	24.90
100-5-0122-52021 Unclassified Expense	900	900	6.00	89.24	0.00	810.76	9.92
100-5-0130-51001 Salaries Regular	158,500	158,500	12,164.79	103,592.79	0.00	54,907.21	65.36
100-5-0130-51003 Overtime	1,500	1,500	0.00	745.27	0.00	754.73	49.68
100-5-0130-51004 Fica	12,300	12,300	901.67	7,905.80	0.00	4,394.20	64.27
100-5-0130-51006 SC Retirement	26,600	26,600	2,854.32	15,477.12	0.00	11,122.88	58.18
100-5-0130-52009 Clothing	300	300	0.00	0.00	0.00	300.00	0.00
100-5-0130-52010 Travel And Training	3,000	3,000	998.00	998.00	0.00	2,002.00	33.27
100-5-0130-52012 Communications	1,200	1,200	76.37	635.47	0.00	564.53	52.96
100-5-0130-52015 Printing And Advertisi	2,500	2,500	83.00	761.16	300.00	1,438.84	42.45
100-5-0130-52016 Subscriptions And Dues	900	900	30.00	629.00	0.00	271.00	69.89
100-5-0130-52018 Special Contracts	12,000	12,000	598.00	6,886.00	5,054.00	60.00	99.50
100-5-0130-52020 Materials And Supplies	7,300	7,300	203.69	1,300.28	2,609.90	3,389.82	53.56
100-5-0130-52021 Unclassified Expense	500	500	0.00	64.14	0.00	435.86	12.83
100-5-0135-51001 Salaries Regular	72,300	72,300	5,272.16	45,512.40	0.00	26,787.60	62.95
100-5-0135-51003 Overtime	1,000	1,000	32.02	457.48	0.00	542.52	45.75
100-5-0135-51004 Fica	5,700	5,700	370.51	3,452.38	0.00	2,247.62	60.57
100-5-0135-51006 SC Retirement	12,200	12,200	1,314.23	7,045.36	0.00	5,154.64	57.75
100-5-0135-52009 Clothing	1,100	1,100	0.00	150.46	0.00	949.54	13.68
100-5-0135-52010 Travel and Training	5,100	5,100	0.00	2,455.20	2,500.00	144.80	97.16
100-5-0135-52011 Operation Motor Vehicl	6,000	6,000	673.24	1,730.43	297.80	3,971.77	33.80
100-5-0135-52012 Communications	500	500	2.99	25.91	0.00	474.09	5.18

100-5-0135-52015	Printing and Advertisi	2,700	2,700	0.00	0.00	0.00	2,700.00	0.00
100-5-0135-52016	Subscriptions and Dues	1,700	1,700	34.00	521.55	0.00	1,178.45	30.68
100-5-0135-52017	Maint. & Serv. Contrac	511,700	496,700	151,481.83	434,850.09	157,566.98	(95,717.07)	119.27
100-5-0135-52018	Special Contracts	0	15,000	0.00	0.00	0.00	15,000.00	0.00
100-5-0135-52020	Materials and Supplies	11,500	11,500	293.49	4,228.38	0.00	7,271.62	36.77
100-5-0135-52034	Data Processing	7,000	7,000	249.99	531.24	0.00	6,468.76	7.59
100-5-0135-52046	Non Capital - IT	76,000	76,000	10,908.00	33,114.04	8,689.95	34,196.01	55.01
100-5-0140-51001	Salaries Regular	23,300	17,800	937.50	8,473.12	0.00	9,326.88	47.60
100-5-0140-51004	Fica	1,800	1,300	71.73	651.26	0.00	648.74	50.10
100-5-0140-51006	SC Retirement	3,900	2,900	151.72	1,301.25	0.00	1,598.75	44.87
100-5-0140-52010	Travel And Training	150	150	0.00	75.00	0.00	75.00	50.00
100-5-0140-52018	Special Contracts	6,000	13,000	939.20	10,121.70	1,960.80	917.50	92.94
100-5-0150-51007	GASB 45 Contribution	50,000	50,000	0.00	50,000.00	0.00	0.00	100.00
100-5-0150-51008	Insurance	656,200	656,200	57,737.04	475,998.23	0.00	180,201.77	72.54
100-5-0150-51009	Unemployment Insurance	2,500	2,500	0.00	3,427.21	0.00	(927.21)	137.09
100-5-0150-51122	Fringe Benefits & Test	52,000	52,000	3,162.00	24,894.76	25,710.00	1,395.24	97.32
100-5-0150-52012	Communications	800	800	0.00	0.00	0.00	800.00	0.00
100-5-0150-52013	Electricity	28,000	24,500	3,081.46	13,022.80	0.00	11,477.20	53.15
100-5-0150-52014	Fuel for Heating/Water	30,000	30,000	2,837.24	23,308.74	0.00	6,691.26	77.70
100-5-0150-52015	Printing And Advertisi	0	1,000	0.00	873.91	0.00	126.09	87.39
100-5-0150-52016	Subscriptions And Dues	5,000	5,000	2,896.82	4,366.28	500.00	133.72	97.33
100-5-0150-52017	Maint. & Serv. Contrac	83,400	83,400	3,370.06	36,931.34	41,780.28	4,688.38	94.38
100-5-0150-52018	Special Contracts	111,000	111,000	912.49	35,228.48	12,682.52	63,089.00	43.16
100-5-0150-52019	Repairs And Maintenanc	53,800	53,800	990.50	51,619.57	1,700.00	480.43	99.11
100-5-0150-52020	Materials And Supplies	500	500	0.00	198.15	0.00	301.85	39.63
100-5-0150-52021	Unclassified Expense	1,200	200	0.00	0.00	0.00	200.00	0.00
100-5-0150-52025	Bank Charges /Late Fee	1,000	4,500	791.84	5,674.25	0.00	(1,174.25)	126.09
100-5-0150-52026	Credit/Debit Charges	3,000	3,000	353.91	2,921.96	0.00	78.04	97.40
100-5-0150-52030	Special Proj - Springs	3,400	3,400	2,689.54	2,689.54	4,060.46	(3,350.00)	198.53
100-5-0150-52035	SCMIT & SMIRF	335,400	368,770	0.00	214,519.20	132,305.44	21,945.36	94.05
100-5-0150-52045	Jci Service Payment	1,500	1,500	0.00	1,441.28	0.00	58.72	96.09
100-5-0150-53029	Claims Fund	1,700	1,700	0.00	0.00	0.00	1,700.00	0.00
100-5-0162-52010	Travel and Training	1,000	1,000	0.00	0.00	0.00	1,000.00	0.00
100-5-0162-52012	Communications	200	200	0.00	0.50	0.00	199.50	0.25
100-5-0162-52015	Printing and Advertisi	12,100	12,100	29.16	1,751.30	0.00	10,348.70	14.47
100-5-0162-52016	Subscriptions And Dues	200	200	0.00	0.00	0.00	200.00	0.00
100-5-0162-52020	Materials and Supplies	2,000	2,000	0.00	0.00	1,000.00	1,000.00	50.00
100-5-0162-52030	Spec Proj - Events	15,000	15,000	0.00	10,000.00	0.00	5,000.00	66.67
100-5-0210-51001	Salaries Regular	2,227,300	2,227,300	154,693.20	1,381,777.53	0.00	845,522.47	62.04
100-5-0210-51002	Salaries Special	33,100	33,100	1,421.04	10,498.21	0.00	22,601.79	31.72
100-5-0210-51003	Overtime	130,000	130,000	5,855.58	55,544.58	0.00	74,455.42	42.73
100-5-0210-51004	Fica	182,900	182,900	11,742.52	106,825.25	0.00	76,074.75	58.41
100-5-0210-51006	SC Retirement	459,900	459,900	49,022.12	240,410.21	0.00	219,489.79	52.27
100-5-0210-51122	Fringe Benefits & Test	4,500	4,500	115.00	510.00	3,990.00	0.00	100.00
100-5-0210-52009	Clothing	54,000	54,000	3,537.90	28,910.11	7,504.41	17,585.48	67.43
100-5-0210-52010	Travel And Training	34,400	34,400	375.00	8,806.94	2,000.00	23,593.06	31.42
100-5-0210-52011	Operation Motor Vehicl	127,000	127,000	11,162.67	77,360.80	65.40	49,573.80	60.97
100-5-0210-52012	Communications	7,000	7,000	9.03	145.28	0.00	6,854.72	2.08
100-5-0210-52013	Electricity	30,000	30,000	1,711.51	16,281.55	0.00	13,718.45	54.27
100-5-0210-52014	Fuel for Heating/Water	2,500	2,500	0.00	1,162.70	0.00	1,337.30	46.51
100-5-0210-52015	Printing And Advertisi	4,100	4,100	0.00	691.43	0.00	3,408.57	16.86
100-5-0210-52016	Subscriptions And Dues	18,300	18,300	125.00	3,251.00	0.00	15,049.00	17.77
100-5-0210-52018	Special Contracts	56,300	56,300	2,555.12	3,538.07	9,245.22	43,516.71	22.71
100-5-0210-52019	Repairs And Maintenanc	11,000	11,000	0.00	945.58	0.00	10,054.42	8.60
100-5-0210-52020	Materials And Supplies	44,700	44,700	4,758.60	20,257.52	(6,721.48)	31,163.96	30.28
100-5-0210-52021	Unclassified Expense	5,500	5,500	149.05	380.25	0.00	5,119.75	6.91
100-5-0210-53035	Capital Expense	18,000	18,000	5,234.32	5,234.32	0.00	12,765.68	29.08
100-5-0211-51001	Salaries Regular	18,463	18,463	1,420.40	12,074.48	0.00	6,388.52	65.40
100-5-0211-51003	Overtime	0	0	0.00	37.15	0.00	(37.15)	0.00
100-5-0211-51004	Fica	1,412	1,412	104.58	916.48	0.00	495.52	64.91
100-5-0211-51006	SC Retirement	3,057	3,057	334.28	1,814.06	0.00	1,242.94	59.34
100-5-0211-52010	Travel And Training	1,000	1,000	199.00	199.00	0.00	801.00	19.90
100-5-0211-52011	Operation Motor Vehicl	1,500	1,500	0.00	0.00	0.00	1,500.00	0.00
100-5-0211-52012	Communications	300	300	1.02	7.52	0.00	292.48	2.51
100-5-0211-52015	Printing And Advertisi	500	500	0.00	0.00	0.00	500.00	0.00
100-5-0211-52016	Subscriptions And Dues	200	200	0.00	0.00	0.00	200.00	0.00
100-5-0211-52017	Maint. & Serv. Contrac	400	400	0.00	0.00	0.00	400.00	0.00
100-5-0211-52020	Materials And Supplies	300	300	0.00	0.00	0.00	300.00	0.00
100-5-0220-51001	Salaries Regular	232,003	232,003	15,862.79	141,442.71	0.00	90,560.29	60.97
100-5-0220-51003	Overtime	5,000	5,000	0.00	37.92	0.00	4,962.08	0.76
100-5-0220-51004	Fica	18,131	18,131	1,179.37	10,609.27	0.00	7,521.73	58.51
100-5-0220-51006	SC Retirement	39,248	39,248	3,971.45	21,112.10	0.00	18,135.90	53.79
100-5-0220-52009	Clothing	600	600	0.00	0.00	0.00	600.00	0.00
100-5-0220-52010	Travel And Training	5,000	5,000	0.00	120.04	0.00	4,879.96	2.40
100-5-0220-52012	Communications	2,000	2,000	12.13	958.43	0.00	1,041.57	47.92
100-5-0220-52015	Printing And Advertisi	1,500	1,500	0.00	164.59	0.00	1,335.41	10.97
100-5-0220-52016	Subscriptions And Dues	1,500	1,500	446.04	796.04	0.00	703.96	53.07
100-5-0220-52018	Special Contracts	10,000	8,500	500.00	3,500.00	3,000.00	2,000.00	76.47
100-5-0220-52019	Repairs And Maintenanc	400	400	0.00	0.00	0.00	400.00	0.00
100-5-0220-52020	Materials And Supplies	4,500	6,000	238.96	3,810.23	0.00	2,189.77	63.50
100-5-0220-52021	Unclassified Expense	500	500	0.00	0.00	0.00	500.00	0.00
100-5-0220-52037	State Assessments	68,400	68,400	1,339.02	29,037.66	0.00	39,362.34	42.45
100-5-0230-51001	Salaries Regular	1,418,490	1,418,490	98,611.57	909,203.93	0.00	509,286.07	64.10
100-5-0230-51002	Salaries Special	9,000	9,000	100.00	693.00	0.00	8,307.00	7.70
100-5-0230-51003	Overtime	3,500	3,500	167.78	1,201.46	0.00	2,298.54	34.33
100-5-0230-51004	Fica	109,471	109,471	7,290.14	67,936.07	0.00	41,534.93	62.06
100-5-0230-51006	SC Retirement	275,323	275,323	31,993.55	157,574.38	0.00	117,748.62	57.23
100-5-0230-51122	Fringe Benefits & Test	8,600	8,600	40.00	40.00	8,560.00	0.00	100.00
100-5-0230-52009	Clothing	43,200	43,200	451.44	20,171.59	2,277.52	20,750.89	51.97
100-5-0230-52010	Travel And Training	24,450	24,450	675.00	6,490.75	583.62	17,375.63	28.93
100-5-0230-52011	Operation Motor Vehicl	38,500	38,500	1,309.66	22,538.72	3,249.03	12,712.25	66.98
100-5-0230-52012	Communications	300	300	1.02	70.42	0.00	229.58	23.47
100-5-0230-52013	Electricity	800	800	34.44	237.71	0.00	562.29	29.71
100-5-0230-52014	Fuel for Heating/Water	800	800	0.00	0.00	0.00	800.00	0.00
100-5-0230-52015	Printing And Advertisi	3,800	3,800	0.00	692.42	0.00	3,107.58	18.22
100-5-0230-52016	Subscriptions And Dues	6,100	6,100	160.00	3,262.20	1,700.00	1,137.80	81.35
100-5-0230-52018	Special Contracts	2,000	3,000	0.00	2,020.00	384.00	596.00	80.13
100-5-0230-52019	Repairs And Maintenanc	2,800	2,800	5.38	216.88	30.73	2,552.39	8.84
100-5-0230-52020	Materials And Supplies	54,700	88,850	1,352.59	8,849.06	5,027.77	74,973.17	15.62
100-5-0230-52021	Unclassified Expense	2,200	2,200	42.41	42.41	0.00	2,157.59	1.93
100-5-0320-51001	Salaries Regular	179,870	179,870	13,614.48	115,631.88	0.00	64,238.12	64.29
100-5-0320-51003	Overtime	4,000	4,000	37.91	992.91	0.00	3,007.09	24.82
100-5-0320-51004	Fica	14,066	14,066	973.69	8,516.77	0.00	5,549.23	60.55

100-5-0320-51006	SC Retirement	30,449	30,449	3,401.95	17,506.69	0.00	12,942.31	57.50
100-5-0320-52009	Clothing	3,000	3,000	0.00	1,752.25	0.00	1,247.75	58.41
100-5-0320-52011	Operation Motor Vehicl	39,000	39,000	2,435.34	17,209.88	434.01	21,356.11	45.24
100-5-0320-52015	Printing And Advertisi	500	500	0.00	276.40	0.00	223.60	55.28
100-5-0320-52018	Special Contracts	35,000	35,000	0.00	2,648.40	2,400.00	29,951.60	14.42
100-5-0320-52020	Materials And Supplies	23,000	23,000	218.31	5,608.37	1,301.84	16,089.79	30.04
100-5-0320-52021	Unclassified Expense	500	500	0.00	0.00	0.00	500.00	0.00
100-5-0320-52038	Street Lights	320,000	320,000	24,382.39	146,988.14	0.00	173,011.86	45.93
100-5-0330-51001	Salaries Regular	48,733	48,733	3,638.34	31,485.79	0.00	17,247.21	64.61
100-5-0330-51003	Overtime	2,000	2,000	148.08	963.86	0.00	1,036.14	48.19
100-5-0330-51004	Fica	3,881	3,881	284.67	2,455.44	0.00	1,425.56	63.27
100-5-0330-51006	SC Retirement	8,401	8,401	901.45	4,763.47	0.00	3,637.53	56.70
100-5-0330-52009	Clothing	3,100	3,100	0.00	1,429.80	0.00	1,670.20	46.12
100-5-0330-52010	Travel And Training	2,000	2,000	0.00	0.00	0.00	2,000.00	0.00
100-5-0330-52011	Operation Motor Vehicl	10,000	10,000	481.45	3,162.46	0.00	6,837.54	31.62
100-5-0330-52013	Electricity	7,200	7,200	359.78	3,328.59	0.00	3,871.41	46.23
100-5-0330-52014	Fuel for Heating/Water	5,500	5,500	0.00	757.33	0.00	4,742.67	13.77
100-5-0330-52016	Subscriptions And Dues	500	500	0.00	0.00	0.00	500.00	0.00
100-5-0330-52017	Maint & Svc Contracts	4,500	4,500	2,390.00	2,776.45	0.00	1,723.55	61.70
100-5-0330-52020	Materials And Supplies	11,000	11,000	914.88	5,739.13	259.59	5,001.28	54.53
100-5-0330-52021	Unclassified Expense	500	500	0.00	0.00	0.00	500.00	0.00
100-5-0410-51001	Salaries Regular	178,438	178,438	13,564.97	116,922.96	0.00	61,515.04	65.53
100-5-0410-51003	Overtime	1,000	1,000	0.00	77.27	0.00	922.73	7.73
100-5-0410-51004	Fica	13,727	13,727	968.48	8,608.95	0.00	5,118.05	62.72
100-5-0410-51006	SC Retirement	29,715	29,715	3,192.70	17,527.90	0.00	12,187.10	58.99
100-5-0410-52009	Clothing	900	900	0.00	0.00	0.00	900.00	0.00
100-5-0410-52010	Travel And Training	4,000	4,000	195.00	969.00	0.00	3,031.00	24.23
100-5-0410-52011	Operation Motor Vehicl	6,000	6,000	528.44	2,178.33	0.00	3,821.67	36.31
100-5-0410-52012	Communications	4,700	4,700	86.88	1,114.23	0.00	3,585.77	23.71
100-5-0410-52015	Printing And Advertisi	4,800	4,800	0.00	1,432.80	929.60	2,437.60	49.22
100-5-0410-52016	Subscriptions And Dues	1,000	1,000	120.00	572.99	0.00	427.01	57.30
100-5-0410-52018	Special Contracts	50,000	50,000	0.00	14,013.70	9,580.00	26,406.30	47.19
100-5-0410-52019	Repairs And Maintenanc	1,000	1,000	0.00	0.00	0.00	1,000.00	0.00
100-5-0410-52020	Materials And Supplies	3,600	3,600	388.32	1,343.24	4.23	2,252.53	37.43
100-5-0410-52021	UNCLASSIFIED EXPENSE	1,400	1,400	0.00	271.40	0.00	1,128.60	19.39
100-5-0510-52017	Maint & Service Contra	42,200	60,230	0.00	38,327.94	27,377.10	5,475.04	109.09
100-5-0510-52018	Special Contracts	52,500	52,500	0.00	2,400.00	0.00	50,100.00	4.57
100-5-0510-52019	Repairs and Maintenanc	5,000	5,000	0.00	0.00	0.00	5,000.00	0.00
100-5-0510-53035	Capital Expenses	35,000	35,000	0.00	0.00	0.00	35,000.00	0.00
100-5-0510-53038	Contingency	10,000	10,000	0.00	0.00	10,000.00	0.00	100.00
100-5-0610-52018	Special Contracts	3,000	3,000	0.00	0.00	0.00	3,000.00	0.00
100-5-0610-52030	Facade Grants	25,000	25,000	0.00	0.00	0.00	25,000.00	0.00
100-5-0610-52044	Special Grant Exp	535,000	535,000	0.00	127,084.00	0.00	407,916.00	23.75
100-5-0900-54092	Interest Expense	1,500	1,500	738.59	1,329.69	108.90	61.41	95.91
100-5-0900-57093	Johnson Controls 0506	19,400	19,400	0.00	14,435.58	4,964.42	0.00	100.00
100-5-0900-57102	2016 First Citizens Le	49,000	49,000	48,779.58	48,779.58	0.00	220.42	99.55
100-5-0910-53100	Capital Outlay - Cash	984,000	1,088,000	52,257.18	392,767.14	415,798.06	279,434.80	74.32
110-5-1100-51008	Insurance	15,000	15,000	422.72	5,495.36	0.00	9,504.64	36.64
110-5-1100-51122	Fringe Benefits & Test	900	900	102.00	210.00	762.00	72.00	108.00
110-5-1100-52002	Hospitality Grants	62,500	62,500	0.00	0.00	12,500.00	50,000.00	20.00
110-5-1100-52013	Electricity	1,000	1,000	0.00	474.89	0.00	525.11	47.49
110-5-1100-52015	Printing And Advertisi	6,000	6,000	0.00	3,324.25	2,000.00	675.75	88.74
110-5-1100-52016	Subscriptions and Dues	5,600	5,600	1,200.00	1,282.65	0.00	4,317.35	22.90
110-5-1100-52017	Maint & Service Contra	29,000	29,000	0.00	15,665.50	9,710.50	3,624.00	87.50
110-5-1100-52018	Special Contracts	52,500	52,500	5,100.00	11,844.24	13,350.00	27,305.76	47.99
110-5-1100-52019	Repairs And Maintenanc	15,000	15,000	465.00	712.50	100.00	14,187.50	5.42
110-5-1100-52020	Materials And Supplies	73,400	74,400	2,196.06	15,202.90	22,693.80	36,503.30	50.94
110-5-1100-52026	Credit/Debit Charges	0	1,000	71.31	623.45	0.00	376.55	62.35
110-5-1100-52030	Special Projects	277,100	277,100	0.00	5,971.78	10,000.00	261,128.22	5.76
110-5-1135-51001	Salaires Regular	30,003	30,003	2,250.72	19,424.12	0.00	10,578.88	64.74
110-5-1135-51003	Overtime	1,000	1,000	24.94	83.62	0.00	916.38	8.36
110-5-1135-51004	Fica	2,372	2,372	163.68	1,418.31	0.00	953.69	59.79
110-5-1135-51006	SC Retirement	5,134	5,134	532.63	2,694.88	0.00	2,439.12	52.49
110-5-1162-51001	Salaries Regular	43,886	23,586	0.00	18,115.92	0.00	5,470.08	76.81
110-5-1162-51003	Overtime	500	500	0.00	0.00	0.00	500.00	0.00
110-5-1162-51004	Fica	3,396	3,396	0.00	1,357.18	0.00	2,038.82	39.96
110-5-1162-51006	SC Retirement	7,350	5,350	0.00	3,064.30	0.00	2,285.70	57.28
110-5-1162-52009	Clothing	100	100	0.00	0.00	0.00	100.00	0.00
110-5-1162-52016	Subscription & Dues	400	400	0.00	0.00	300.00	100.00	75.00
110-5-1162-52018	Special Contracts	2,500	2,500	0.00	0.00	2,500.00	0.00	100.00
110-5-1162-52020	Materials & Supplies	1,300	1,300	0.00	0.00	0.00	1,300.00	0.00
110-5-1163-51001	Salaries Regular	41,438	41,438	3,555.04	30,521.12	0.00	10,916.88	73.65
110-5-1163-51002	CITY EVENT STAFF	0	15,000	0.00	14,527.75	0.00	472.25	96.85
110-5-1163-51003	Overtime	3,000	3,000	216.64	1,824.76	0.00	1,175.24	60.83
110-5-1163-51004	Fica	3,400	3,400	280.56	2,424.15	0.00	975.85	71.30
110-5-1163-51006	SC Retirement	7,359	7,359	887.66	4,738.97	0.00	2,620.03	64.40
110-5-1163-52009	Clothing	600	600	0.00	85.28	0.00	514.72	14.21
110-5-1163-52010	Travel and Training	500	500	0.00	0.00	0.00	500.00	0.00
110-5-1163-52011	Operation Motor Vehicl	900	900	0.00	115.90	0.00	784.10	12.88
110-5-1163-52012	Communications	1,500	1,500	0.00	1.50	0.00	1,498.50	0.10
110-5-1163-52015	Printing and Advertisi	44,000	44,000	1,261.60	12,229.77	3,807.68	27,962.55	36.45
110-5-1163-52016	Subscriptions and Dues	400	400	52.95	197.95	0.00	202.05	49.49
110-5-1163-52020	Materials and Supplies	3,000	3,000	0.00	746.55	0.00	2,253.45	24.89
110-5-1163-52030	Special Projects - Eve	100,700	106,000	243.75	25,302.65	9,816.66	70,880.69	33.13
110-5-1163-52032	Special Proj - Red Ros	103,000	103,000	8,725.00	30,500.45	10,822.00	61,677.55	40.12
110-5-1164-51001	Salaries Regular	5,000	5,000	0.00	0.00	0.00	5,000.00	0.00
110-5-1164-51004	Fica	383	383	0.00	0.00	0.00	383.00	0.00
110-5-1164-51006	SC Retirement	828	828	0.00	0.00	0.00	828.00	0.00
110-5-1164-52010	Travel and Training	0	0	24.86	24.86	0.00	24.86	0.00
110-5-1164-52012	Communications	1,200	1,200	0.00	0.00	0.00	1,200.00	0.00
110-5-1164-52015	Printing and Advertisi	24,000	24,000	1,118.75	2,518.75	10,672.90	10,808.35	54.97
110-5-1164-52018	Special Contracts	103,400	103,400	5,400.00	6,080.00	1,400.00	95,920.00	7.23
110-5-1164-52020	Materials and Supplies	8,300	8,300	1,821.64	1,821.64	0.00	6,478.36	21.95
110-5-1164-52040	Admissions Tax	6,800	6,800	34.29	60.96	6,064.28	674.76	90.08
115-5-0911-52017	Maint. & Serv. Contrac	31,500	31,500	224.00	25,028.00	3,716.00	2,756.00	91.25
115-5-0911-52020	Materials and Supplies	5,000	5,000	2,800.00	2,800.00	362.07	1,837.93	63.24
130-5-5000-52020	Materials And Supplies	0	0	251.01	8,175.12	0.00	8,175.12	0.00
200-5-1201-51001	Salaries Regular	149,400	149,400	11,281.13	99,113.45	0.00	50,286.55	66.34
200-5-1201-51003	Overtime	1,000	1,000	0.00	5.77	0.00	994.23	0.58
200-5-1201-51004	Fica	11,600	11,600	802.78	7,207.19	0.00	4,392.81	62.13
200-5-1201-51006	SC Retirement	25,000	25,000	2,683.01	14,695.92	0.00	10,304.08	58.78
200-5-1201-52009	Clothing	200	200	0.00	151.04	0.00	48.96	75.52
200-5-1201-52010	Travel And Training	1,300	1,300	0.00	168.64	0.00	1,131.36	12.97

200-5-1201-52011	Operation Motor Vehicl	2,200	2,200	785.88	2,435.63	230.00	(465.63)	121.17
200-5-1201-52012	Communications	10,000	10,000	852.07	7,251.08	1,580.27		1,168.65	88.31
200-5-1201-52013	Electricity	78,000	72,050	4,695.61	31,878.23	0.00		40,171.77	44.24
200-5-1201-52015	Printing And Advertisi	2,100	2,100	0.00	1,173.23	200.00		726.77	65.39
200-5-1201-52016	Subscriptions And Dues	3,000	3,000	0.00	112.99	0.00		2,887.01	3.77
200-5-1201-52020	Materials And Supplies	4,300	4,000	218.16	1,631.12	0.00		2,368.88	40.78
200-5-1201-52021	Unclassified Expense	500	800	33.12	612.49	45.17		142.34	82.21
200-5-1220-51001	Salaries Regular	372,600	372,600	25,315.89	238,513.88	0.00		134,086.12	64.01
200-5-1220-51003	Overtime	15,000	15,000	595.33	6,274.19	0.00		8,725.81	41.83
200-5-1220-51004	Fica	29,700	29,700	1,867.87	18,012.24	0.00		11,687.76	60.65
200-5-1220-51006	SC Retirement	64,200	64,200	7,327.43	36,554.35	0.00		27,645.65	56.94
200-5-1220-52009	Clothing	9,300	9,300	100.00	4,057.31	100.00		5,142.69	44.70
200-5-1220-52010	Travel And Training	10,500	10,500	0.00	168.64	0.00		10,331.36	1.61
200-5-1220-52011	Operation Motor Vehicl	85,000	53,400	5,215.54	32,044.50	1,833.74		19,521.76	63.44
200-5-1220-52012	Communications	300	300	0.00	0.00	0.00		300.00	0.00
200-5-1220-52015	Printing And Advertisi	300	300	63.08	63.08	0.00		236.92	21.03
200-5-1220-52016	Subscriptions And Dues	1,100	1,100	24.29	79.29	800.00		220.71	79.94
200-5-1220-52017	Maint & Service Contra	93,500	93,500	0.00	53,061.63	36,654.37		3,784.00	95.95
200-5-1220-52018	Special Contracts	44,500	44,500	2,306.06	17,952.13	22,577.01		3,970.86	91.08
200-5-1220-52020	Materials And Supplies	191,000	261,000	5,191.53	177,484.03	6,182.65		77,333.32	70.37
200-5-1220-52021	Unclassified Expense	2,000	2,000	0.00	0.00	0.00		2,000.00	0.00
200-5-1220-52026	W/S District Payments	720,000	720,000	53,600.34	460,119.32	0.00		259,880.68	63.91
200-5-1220-53037	Utility Line Rep/Repl	50,000	0	0.00	0.00	0.00		0.00	0.00
200-5-1221-51001	Salaries Regular	30,700	30,700	2,326.84	20,623.52	0.00		10,076.48	67.18
200-5-1221-51003	Overtime	1,800	1,800	85.16	819.73	0.00		980.27	45.54
200-5-1221-51004	Fica	2,500	2,500	173.45	1,565.11	0.00		934.89	62.60
200-5-1221-51006	SC Retirement	5,400	5,400	615.85	3,161.07	0.00		2,238.93	58.54
200-5-1230-51001	Salaries Regular	48,300	48,300	3,638.38	31,486.30	0.00		16,813.70	65.19
200-5-1230-51003	Overtime	2,000	2,000	148.11	964.03	0.00		1,035.97	48.20
200-5-1230-51004	Fica	3,900	3,900	284.68	2,455.59	0.00		1,444.41	62.96
200-5-1230-51006	SC Retirement	8,400	8,400	901.49	4,763.53	0.00		3,636.47	56.71
200-5-1235-51001	Salaries Regular	73,600	73,600	5,421.12	47,537.73	0.00		26,062.27	64.59
200-5-1235-51003	Overtime	1,000	1,000	114.11	507.19	0.00		492.81	50.72
200-5-1235-51004	Fica	5,800	5,800	403.28	3,537.61	0.00		2,262.39	60.99
200-5-1235-51006	SC Retirement	12,400	12,400	1,304.97	7,069.98	0.00		5,330.02	57.02
200-5-1235-52009	CLOTHING	0	350	0.00	0.00	0.00		350.00	0.00
200-5-1235-52017	Maint & Service Contra	258,500	258,500	117,644.49	240,760.70	69,540.27	(51,800.97)	120.04
200-5-1235-52046	Non-Capital IT	28,000	28,000	603.01	603.01	0.00		27,396.99	2.15
200-5-1240-51001	Salaries Regular	137,200	137,200	10,623.04	90,976.39	0.00		46,223.61	66.31
200-5-1240-51003	Overtime	1,500	1,500	186.38	1,148.67	0.00		351.33	76.58
200-5-1240-51004	Fica	10,700	10,700	738.46	6,501.84	0.00		4,198.16	60.76
200-5-1240-51006	SC Retirement	23,000	23,000	2,550.67	13,677.32	0.00		9,322.68	59.47
200-5-1240-52009	Clothing	400	400	0.00	0.00	0.00		400.00	0.00
200-5-1240-52010	Travel And Training	1,500	1,000	1,072.76	1,098.36	0.00	(98.36)	109.84
200-5-1240-52012	Communications	1,600	1,600	13.26	1,278.51	0.00		321.49	79.91
200-5-1240-52015	Printing And Advertisi	500	500	0.00	12.75	0.00		487.25	2.55
200-5-1240-52016	Subscriptions And Dues	300	300	240.00	240.00	0.00		60.00	80.00
200-5-1240-52018	Special Contracts	48,400	48,400	6,401.85	28,189.34	10,000.00		10,210.66	78.90
200-5-1240-52019	Repairs And Maintenanc	500	500	0.00	0.00	0.00		500.00	0.00
200-5-1240-52020	Materials And Supplies	5,500	5,500	554.17	1,565.52	1,430.99		2,503.49	54.48
200-5-1240-52021	Unclassified Expense	0	500	0.00	250.00	0.00		250.00	50.00
200-5-1250-51001	Salaries Regular	181,300	181,300	14,317.59	108,929.24	0.00		72,370.76	60.08
200-5-1250-51003	Overtime	3,000	3,000	648.68	2,207.02	0.00		792.98	73.57
200-5-1250-51004	Fica	14,100	14,100	1,074.57	8,160.30	0.00		5,939.70	57.87
200-5-1250-51006	SC Retirement	30,600	30,600	3,323.71	15,990.69	0.00		14,609.31	52.26
200-5-1250-52009	Clothing	2,500	2,500	0.00	563.64	850.00		1,086.36	56.55
200-5-1250-52010	Travel And Training	5,500	5,500	280.00	510.00	0.00		4,990.00	9.27
200-5-1250-52011	Operation Motor Vehicl	20,700	20,700	1,482.67	5,258.46	0.00		15,441.54	25.40
200-5-1250-52012	Communications	0	100	0.71	31.96	0.00		68.04	31.96
200-5-1250-52013	Electricity	235,000	235,000	18,364.43	142,576.19	0.00		92,423.81	60.67
200-5-1250-52015	Printing And Advertisi	500	500	0.00	46.64	0.00		453.36	9.33
200-5-1250-52016	Subscriptions And Dues	5,200	5,200	0.00	3,017.50	0.00		2,182.50	58.03
200-5-1250-52017	Maint. & Serv. Contrac	22,000	22,000	1,831.92	8,354.89	1,638.30		12,006.81	45.42
200-5-1250-52018	Special Contracts	44,000	93,000	10,790.75	67,050.97	52,833.97	(26,884.94)	128.91
200-5-1250-52019	Repairs And Maintenanc	113,000	113,000	7,432.22	38,649.42	37,737.25		36,613.33	67.60
200-5-1250-52020	Materials And Supplies	50,000	50,000	2,704.31	20,374.29	5,373.54		24,252.17	51.50
200-5-1250-52021	Unclassified Expense	500	400	208.88	793.62	0.00	(393.62)	198.41
200-5-1250-52029	Solids Disposal	196,300	196,300	2,717.82	54,340.86	97,661.03		44,298.11	77.43
200-5-1250-52039	Lab Supplies	182,400	182,400	15,422.44	92,894.71	85,249.46		4,255.83	97.67
200-5-1252-52013	Electricity	26,000	26,000	1,589.62	14,858.02	0.00		11,141.98	57.15
200-5-1252-52019	Repairs And Maintenanc	82,000	82,000	(240.00)	12,934.00		45,363.75	71.09
200-5-1252-52020	Materials And Supplies	3,500	3,500	0.00	2,442.22	0.00		1,057.78	69.78
200-5-1260-51001	Salaries Regular	401,200	401,200	24,998.82	248,302.45	0.00		152,897.55	61.89
200-5-1260-51003	Overtime	15,000	15,000	998.15	6,924.73	0.00		8,075.27	46.16
200-5-1260-51004	Fica	31,900	31,900	1,831.27	18,438.90	0.00		13,461.10	57.80
200-5-1260-51006	SC Retirement	69,000	69,000	6,866.81	37,870.93	0.00		31,129.07	54.89
200-5-1260-52009	Clothing	8,400	8,400	100.00	5,689.32	0.00		2,710.68	67.73
200-5-1260-52010	Travel And Training	8,100	8,100	0.00	513.64	0.00		7,586.36	6.34
200-5-1260-52011	Operation Motor Vehicl	90,000	80,000	5,227.40	67,642.24	1,781.48		10,576.28	86.78
200-5-1260-52015	Printing And Advertisi	200	200	0.00	63.08	50.00		86.92	56.54
200-5-1260-52016	Subscriptions And Dues	400	400	24.30	289.30	0.00		110.70	72.33
200-5-1260-52017	Maint. & Serv. Contrac	3,200	3,200	0.00	147.43	0.00		3,052.57	4.61
200-5-1260-52018	Special Contracts	6,000	6,000	1,026.00	1,276.00	0.00		4,724.00	21.27
200-5-1260-52019	Repairs And Maintenanc	7,500	7,500	0.00	294.69	0.00		7,205.31	3.93
200-5-1260-52020	Materials And Supplies	103,900	103,900	2,431.77	36,765.38	24,556.36		42,578.26	59.02
200-5-1260-52021	Unclassified Expense	500	500	0.00	0.00	0.00		500.00	0.00
200-5-1270-51008	Insurance	250,000	250,000	18,478.94	177,374.36	0.00		72,625.64	70.95
200-5-1270-51009	Unemployment Insurance	2,000	2,000	0.00	0.00	0.00		2,000.00	0.00
200-5-1270-51122	Fringe Benefits & Trai	15,200	15,200	1,046.00	6,843.50	7,838.00		518.50	96.59
200-5-1270-52016	Subscriptions & Dues	300	300	0.00	134.73	0.00		165.27	44.91
200-5-1270-52017	Maint. & Serv. Contrac	39,600	39,600	270.00	4,151.80	6,848.20		28,600.00	27.78
200-5-1270-52018	Special Contracts	19,000	19,000	372.71	15,239.12	1,911.88		1,849.00	90.27
200-5-1270-52019	Repairs & Maintenance	0	0	0.00	280.00	100.00	(380.00)	0.00
200-5-1270-52020	Materials & Supplies	5,800	5,800	355.63	2,853.02	858.96		2,088.02	64.00
200-5-1270-52022	Replacement Fnd W/S 50	640,000	640,000	0.00	0.00	0.00		640,000.00	0.00
200-5-1270-52025	Bank Charges	2,500	2,500	0.00	61.10	0.00		2,438.90	2.44
200-5-1270-52026	Credit/Debit Charges	35,000	80,000	6,127.48	55,856.04	14,995.00		9,148.96	88.56
200-5-1270-52035	SCMIT & SMIRF	176,200	200,200	0.00	80,691.90	95,432.16		24,075.94	87.97
200-5-1270-52045	JCI Service Payment	16,600	16,600	0.00	16,574.72	0.00		25.28	99.85
200-5-1270-53029	Claims Fund	3,000	3,000	0.00	0.00	0.00		3,000.00	0.00
200-5-1270-58080	Nulla Bonas	45,000	45,000	5,957.94	75,088.98	0.00	(30,088.98)	166.86
200-5-1290-54054	Contingent Fund	470,000	448,500	0.00	0.00	0.00		448,500.00	0.00
200-5-1290-54055	Depreciation Fund	470,000	470,000	0.00	0.00	0.00		470,000.00	0.00

200-5-1290-54092	Interest Expense	92,400	92,400	7,288.15	58,922.58	1,674.20	31,803.22	65.58
200-5-1290-57093	Johnson Controls 0506	291,200	312,700	0.00	232,637.52	79,903.30	159.18	99.95
200-5-1290-57094	SRF 3 2001 Revolving F	81,400	81,400	0.00	62,215.61	0.00	19,184.39	76.43
200-5-1290-57097	SRF 4 - Waste Lines	56,800	56,800	0.00	43,438.33	0.00	13,361.67	76.48
200-5-1290-57098	SRF 5 - 2007 WTP	317,700	317,700	0.00	160,034.91	0.00	157,665.09	50.37
200-5-1290-57103	SRF 6 - Erwin Farms EP	90,200	90,200	23,546.39	66,466.11	0.00	23,733.89	73.69
200-5-1290-57104	SRF Loan #7 - 2017 Not	100,100	100,100	0.00	49,358.14	0.00	50,741.86	49.31
200-5-1291-52018	Special Contracts	15,000	15,000	0.00	3,342.00	6,660.00	4,998.00	66.68
200-5-1292-52018	Special Contracts	2,720,200	2,720,200	208,637.82	320,303.76	737,371.88	1,662,524.36	38.88
200-5-1292-53041	Capital Improvements	2,400,000	2,400,000	0.00	0.00	0.00	2,400,000.00	0.00
200-5-1295-53100	Capital Outlay - Cash	890,800	1,253,300	7,710.00	923,339.75	225,114.80	104,845.45	91.63
210-5-3000-51008	Insurance	168,000	168,000	10,547.90	92,220.09	0.00	75,779.91	54.89
210-5-3000-51009	Unemployment Insurance	2,000	2,000	0.00	0.00	0.00	2,000.00	0.00
210-5-3000-51122	Fringe Benefits & Trai	13,500	13,500	918.00	4,658.09	7,918.00	923.91	93.16
210-5-3000-52016	Subscriptions & Dues	300	300	0.00	134.73	0.00	165.27	44.91
210-5-3000-52018	Special Contracts	4,800	4,800	0.00	3,623.00	315.00	862.00	82.04
210-5-3000-52019	Repairs and Maintenanc	5,000	7,000	23.84	4,906.61	100.00	1,993.39	71.52
210-5-3000-52020	Materials & Supplies	5,800	10,300	355.62	7,905.85	864.74	1,529.41	85.15
210-5-3000-52025	Bank Charges	100	100	0.00	0.00	0.00	100.00	0.00
210-5-3000-52026	Credit/Debit Charges	400	900	115.38	768.67	0.00	131.33	85.41
210-5-3000-52035	SCMIT & SMIRF	90,400	98,400	0.00	53,234.75	53,000.90	7,835.65	107.96
210-5-3000-58080	Nulla Bonas	10,000	10,000	553.18	10,491.10	0.00	491.10	104.91
210-5-3001-51001	Salaries Regular	81,900	81,900	6,209.20	54,808.51	0.00	27,091.49	66.92
210-5-3001-51003	Overtime	1,000	1,500	3.53	1,113.98	0.00	386.02	74.27
210-5-3001-51004	Fica	6,400	6,400	438.50	4,077.21	0.00	2,322.79	63.71
210-5-3001-51006	SC Retirement	13,800	13,800	1,581.09	8,274.65	0.00	5,525.35	59.96
210-5-3001-52009	Clothing	300	300	0.00	251.20	0.00	48.80	83.73
210-5-3001-52011	Operation Motor Vehicl	4,000	4,000	44.48	650.82	0.00	3,349.18	16.27
210-5-3001-52012	Communications	1,000	1,000	9.07	93.42	0.00	906.58	9.34
210-5-3001-52013	Electricity	24,000	24,000	1,103.31	12,419.73	0.00	11,580.27	51.75
210-5-3001-52014	Fuel for Heating/Water	14,000	14,000	0.00	6,811.54	0.00	7,188.46	48.65
210-5-3001-52015	Printing and Advertisi	500	500	19.44	299.98	0.00	200.02	60.00
210-5-3001-52017	Maint & Service Contra	700	700	0.00	315.90	0.00	384.10	45.13
210-5-3001-52020	Materials and Supplies	1,300	1,300	44.20	258.59	18.12	1,023.29	21.29
210-5-3001-52021	Unclassified Expense	500	500	0.00	0.00	0.00	500.00	0.00
210-5-3001-53035	Capital Expense	3,000	3,000	0.00	0.00	0.00	3,000.00	0.00
210-5-3035-51001	Salaries Regular	30,100	30,100	2,250.72	19,424.12	0.00	10,675.88	64.53
210-5-3035-51003	Overtime	1,000	1,000	24.94	83.62	0.00	916.38	8.36
210-5-3035-51004	Fica	2,400	2,400	163.68	1,418.24	0.00	981.76	59.09
210-5-3035-51006	SC Retirement	5,200	5,200	532.57	2,868.13	0.00	2,331.87	55.16
210-5-3035-52017	Maint. & Serv. Contrac	37,000	37,000	27,270.56	52,993.84	16,698.33	32,692.17	188.36
210-5-3035-52046	Non Capital - IT	18,000	18,000	0.00	1,872.41	0.00	16,127.59	10.40
210-5-3100-51001	Salaries Regular	182,400	182,400	13,520.02	118,235.01	0.00	64,164.99	64.82
210-5-3100-51003	Overtime	7,500	7,000	22.28	502.23	0.00	6,497.77	7.17
210-5-3100-51004	Fica	14,600	14,600	958.10	8,584.96	0.00	6,015.04	58.80
210-5-3100-51006	SC Retirement	31,500	31,500	3,407.67	18,014.81	0.00	13,485.19	57.19
210-5-3100-52009	Clothing	2,000	2,000	0.00	1,589.16	0.00	410.84	79.46
210-5-3100-52011	Operation Motor Vehicl	105,000	105,000	2,464.41	75,760.87	2,870.03	26,369.10	74.89
210-5-3100-52015	Printing And Advertisi	1,500	1,500	0.00	72.33	0.00	1,427.67	4.82
210-5-3100-52016	Subscriptions and Dues	500	500	0.00	0.00	0.00	500.00	0.00
210-5-3100-52020	Materials And Supplies	6,000	6,000	0.00	1,161.68	530.20	4,308.12	28.20
210-5-3100-52021	Unclassified Expense	500	500	0.00	0.00	0.00	500.00	0.00
210-5-3100-53035	Capital Expense	15,000	15,000	0.00	5,400.00	0.00	9,600.00	36.00
210-5-3110-51001	Salaries Regular	41,500	41,500	2,905.12	26,858.15	0.00	14,641.85	64.72
210-5-3110-51003	Overtime	3,000	3,000	0.00	285.97	0.00	2,714.03	9.53
210-5-3110-51004	Fica	3,500	3,500	207.32	2,050.53	0.00	1,449.47	58.59
210-5-3110-51006	SC Retirement	7,400	7,400	809.28	4,169.47	0.00	3,230.53	56.34
210-5-3110-52009	Clothing	600	600	0.00	341.16	0.00	258.84	56.86
210-5-3110-52011	Operation Motor Vehicl	20,000	70,000	1,100.74	60,970.43	6,524.77	2,504.80	96.42
210-5-3110-52015	Printing and Advertisi	500	500	0.00	0.00	0.00	500.00	0.00
210-5-3110-52020	Materials and Supplies	5,000	5,000	39.40	3,695.82	0.00	1,304.18	73.92
210-5-3110-53035	Capital Expense	5,000	5,000	0.00	0.00	4,325.00	675.00	86.50
210-5-3200-51001	Salaries Regular	51,600	51,600	2,092.48	22,340.03	0.00	29,259.97	43.29
210-5-3200-51003	Overtime	4,000	4,000	0.00	805.75	0.00	3,194.25	20.14
210-5-3200-51004	Fica	4,300	4,300	148.88	1,696.86	0.00	2,603.14	39.46
210-5-3200-51006	SC Retirement	9,200	9,200	706.13	3,790.11	0.00	5,409.89	41.20
210-5-3200-52009	Clothing	2,300	2,300	0.00	0.00	0.00	2,300.00	0.00
210-5-3200-52011	Operation Motor Vehicl	110,000	87,000	3,643.82	26,350.56	308.73	60,340.71	30.64
210-5-3200-52018	Special Contracts	115,000	115,000	9,480.23	98,528.05	0.00	16,471.95	85.68
210-5-3200-52020	Materials And Supplies	19,000	13,900	36.42	1,399.32	37.35	12,463.33	10.34
210-5-3200-52021	Unclassified Expense	0	100	0.00	6.00	0.00	94.00	6.00
210-5-3200-53035	Capital Expense	25,000	25,000	0.00	13,066.90	0.00	11,933.10	52.27
210-5-3300-51001	Salaries Regular	358,500	358,500	27,005.76	242,817.16	0.00	115,682.84	67.73
210-5-3300-51003	Overtime	20,000	20,000	1,198.03	8,673.06	0.00	11,326.94	43.37
210-5-3300-51004	Fica	29,000	29,000	2,003.40	18,356.70	0.00	10,643.30	63.30
210-5-3300-51006	SC Retirement	62,700	62,700	7,404.65	36,960.84	0.00	25,739.16	58.95
210-5-3300-52009	Clothing	3,100	3,100	0.00	1,572.72	100.00	1,427.28	53.96
210-5-3300-52011	Operation Motor Vehicl	260,000	208,150	28,957.48	180,087.28	3,629.66	24,433.06	88.26
210-5-3300-52013	Electricity	1,000	1,000	0.00	428.39	0.00	571.61	42.84
210-5-3300-52018	Special Contracts	10,000	10,000	0.00	585.00	4,415.00	5,000.00	50.00
210-5-3300-52019	Repairs And Maintenanc	10,000	10,000	0.00	13,971.48	0.00	3,971.48	139.71
210-5-3300-52020	Materials And Supplies	7,000	7,000	153.32	703.78	424.25	5,871.97	16.11
210-5-3300-53035	Capital Expense	4,000	4,000	0.00	0.00	0.00	4,000.00	0.00
210-5-3321-51001	Salaries Regular	30,700	30,700	2,326.84	20,623.52	0.00	10,076.48	67.18
210-5-3321-51003	Overtime	1,800	1,800	85.16	819.73	0.00	980.27	45.54
210-5-3321-51004	Fica	2,500	2,500	173.42	1,564.93	0.00	935.07	62.60
210-5-3321-51006	SC Retirement	5,400	5,400	615.82	3,160.83	0.00	2,239.17	58.53
210-5-3330-51001	Salaries Regular	95,800	95,800	7,276.72	62,972.40	0.00	32,827.60	65.73
210-5-3330-51003	Overtime	4,000	4,000	296.21	1,927.98	0.00	2,072.02	48.20
210-5-3330-51004	Fica	7,700	7,700	569.34	4,910.87	0.00	2,789.13	63.78
210-5-3330-51006	SC Retirement	16,600	16,600	1,802.80	9,526.61	0.00	7,073.39	57.39
210-5-3400-54092	Interest Expense	5,000	8,000	0.00	6,584.33	2,749.81	1,334.14	116.68
210-5-3400-57101	2015B Lease Purchase	0	21,000	0.00	20,911.08	0.00	88.92	99.58
210-5-3400-57102	2017A Lease Purchase	86,490	86,490	0.00	86,485.65	0.00	4.35	99.99
210-5-3400-57103	2020 First Citizens Le	0	61,250	0.00	20,333.47	40,882.21	34.32	99.94
210-5-3500-53100	Capital Outlay - Cash	471,500	879,580	16,805.00	438,531.89	0.00	441,048.11	49.86

FY 20 - 21 Budget Transfers

FUND: 100 General Fund

ACCOUNT	NAME	DATE	DESCRIPTION	ORIGINAL BUDGET	ADJUSTMENT	CURRENT BUDGET
			BUDGET ADJ NO# : 000481			
4-0100-41034	Sale of Assets	2/09/2021	SALE OF FIRE ENGINE	10,000.00CR	39,150.00	49,150.00CR
4-0100-41066	Misc Intergovernmental Cr	2/09/2021	PEBA CREDIT		51,400.00	51,400.00CR

			BUDGET ADJ NO# : 000477			
4-0100-41075	Grant Proceeds	9/22/2020	SC CARES FUNDING	627,000.00CR	100,000.00	727,000.00CR

			BUDGET ADJ NO# : 000478			
5-0110-52010	Travel And Training	12/15/2020	Churchill Drive Appraisa	8,900.00	1,000.00CR	7,900.00
5-0110-52018	Special Contracts	12/15/2020	Churchill Drive Appraisa	6,000.00	1,000.00	7,000.00
5-0120-52010	Travel And Training	12/15/2020	SCAGP-New Membership	5,100.00	50.00CR	5,050.00
5-0120-52016	Subscriptions And Dues	12/15/2020	SCAGP-New Membership	1,200.00	50.00	1,250.00

			BUDGET ADJ NO# : 000482			
5-0135-52017	Maint. & Serv. Contracts	2/09/2021	SECURITY DOOR	511,700.00	15,000.00CR	496,700.00
5-0135-52018	Special Contracts	2/09/2021	SECURITY DOOR		15,000.00	15,000.00

			BUDGET ADJ NO# : 000478			
5-0140-51001	Salaries Regular	12/15/2020	Fees- Inc See Lan & RRCDC	23,300.00	1,000.00CR	22,300.00

			BUDGET ADJ NO# : 000480			
5-0140-51001	Salaries Regular	12/31/2020	Fees See Lanc & RRCDC		4,500.00CR	17,800.00

			BUDGET ADJ NO# : 000478			
5-0140-51004	Fica	12/15/2020	Fees- Inc See Lan & RRCDC	1,800.00	500.00CR	1,300.00
5-0140-51006	SC Retirement	12/15/2020	Fees- Inc See Lan & RRCDC	3,900.00	1,000.00CR	2,900.00
5-0140-52018	Special Contracts	12/15/2020	Fees- Inc See Lan & RRCDC	6,000.00	500.00	6,500.00
5-0140-52018	Special Contracts	12/15/2020	Fees- Inc See Lan & RRCDC		1,000.00	7,500.00
5-0140-52018	Special Contracts	12/15/2020	Fees- Inc See Lan & RRCDC		1,000.00	8,500.00

			BUDGET ADJ NO# : 000480			
5-0140-52018	Special Contracts	12/31/2020	Fees See Lanc & RRCDC		4,500.00	13,000.00
5-0150-52013	Electricity	12/31/2020	Bank Fees	28,000.00	3,500.00CR	24,500.00

			BUDGET ADJ NO# : 000479			
5-0150-52015	Printing And Advertising	12/30/2020	Phone # Change Notices		1,000.00	1,000.00
5-0150-52021	Unclassified Expense	12/30/2020	Transfer to 0150-52015	1,200.00	1,000.00CR	200.00

			BUDGET ADJ NO# : 000480			
5-0150-52025	Bank Charges /Late Fees	12/31/2020	Bank Fees	1,000.00	3,500.00	4,500.00

5-0150-52035	SCMIT & SMIRF	2/09/2021	RATE INCREASE	335,400.00	33,370.00	368,770.00

			BUDGET ADJ NO# : 000480			
5-0220-52018	Special Contracts	12/31/2020	COVID 19 Supplies	10,000.00	1,500.00CR	8,500.00
5-0220-52020	Materials And Supplies	12/31/2020	COVID 19 Supplies	4,500.00	1,500.00	6,000.00

			BUDGET ADJ NO# : 000479			
5-0230-52018	Special Contracts	12/30/2020	Ladder Repair Inspection	2,000.00	1,000.00	3,000.00
5-0230-52020	Materials And Supplies	12/30/2020	Transfer to 0230-52018	54,700.00	1,000.00CR	53,700.00

			BUDGET ADJ NO# : 000482			
5-0230-52020	Materials And Supplies	2/09/2021	EQUIP FOR VEHICLES		35,150.00	88,850.00
5-0510-52017	Maint & Service Contracts	2/09/2021	LANDSCAPING CONTRACT	42,200.00	18,030.00	60,230.00

			BUDGET ADJ NO# : 000477			
5-0910-53100	Capital Outlay - Cash	9/22/2020	PAYMENT KIOSK	984,000.00	100,000.00	1,084,000.00

			BUDGET ADJ NO# : 000482			
5-0910-53100	Capital Outlay - Cash	2/09/2021	EQUIP FIRE VEHICLES		4,000.00	1,088,000.00

FUND: 110 Hospitality Tax Fund

ACCOUNT	NAME	DATE	DESCRIPTION	ORIGINAL BUDGET	ADJUSTMENT	CURRENT BUDGET
5-1100-52020	Materials And Supplies	12/30/2020	BUDGET ADJ NO# : 000479 Transfer to 1100-52026	73,400.00	1,000.00CR	72,400.00
5-1100-52020	Materials And Supplies	12/31/2020	BUDGET ADJ NO# : 000480 Events Manager Desk		2,000.00	74,400.00
5-1100-52026	Credit/Debit Charges	12/30/2020	BUDGET ADJ NO# : 000479 Bank/CC Fees		1,000.00	1,000.00
5-1162-51001	Salaries Regular	2/09/2021	BUDGET ADJ NO# : 000482 OPEN POSITION	43,886.00	20,300.00CR	23,586.00
5-1162-51006	SC Retirement	12/31/2020	BUDGET ADJ NO# : 000480 Events Manager Desk	7,350.00	2,000.00CR	5,350.00
5-1163-51002	CITY EVENT STAFF	2/09/2021	BUDGET ADJ NO# : 000482 EVENT COVERAGE OT		15,000.00	15,000.00
5-1163-52030	Special Projects - Events	2/09/2021	JUNETEENTH EVENTS	100,700.00	5,300.00	106,000.00

FUND: 200 Gross Revenue Fund

ACCOUNT	NAME	DATE	DESCRIPTION	ORIGINAL BUDGET	ADJUSTMENT	CURRENT BUDGET
4-0100-42046	Sale of Assets	2/09/2021	BUDGET ADJ NO# : 000481 YTD ACTUAL		7,700.00	7,700.00CR
4-0100-42066	Miscellaneous Credits	2/09/2021	PEBA CREDIT		10,100.00	10,100.00CR
4-0100-42068	Grant Proceeds	2/09/2021	SC CARES GRANT	3,482,000.00CR	23,000.00	3,505,000.00CR
4-0100-42069	County Reimbursements	2/09/2021	15TH STREET		50,000.00	50,000.00CR
4-0100-42092	Carryover - Restricted	9/22/2020	BUDGET ADJ NO# : 000477 CIP - GENERATOR (NET)		362,500.00	362,500.00CR
5-1201-52013	Electricity	2/09/2021	BUDGET ADJ NO# : 000482 RE-ALLOCATE	78,000.00	5,950.00CR	72,050.00
5-1201-52020	Materials And Supplies	12/30/2020	BUDGET ADJ NO# : 000479 Transfer to 1201-52021	4,300.00	300.00CR	4,000.00
5-1201-52021	Unclassified Expense	12/30/2020	Staff Meals & Gifts	500.00	300.00	800.00
5-1220-52011	Operation Motor Vehicles	2/09/2021	BUDGET ADJ NO# : 000482 RE-ALLOCATE	85,000.00	31,600.00CR	53,400.00
5-1220-52020	Materials And Supplies	2/09/2021	METERS & MKUS	191,000.00	70,000.00	261,000.00
5-1220-53037	Utility Line Rep/Repl	2/09/2021	RE-ALLOCATE	50,000.00	50,000.00CR	
5-1235-52009	CLOTHING	2/09/2021	ORIG BUDGET CORRECTION		350.00	350.00
5-1240-52010	Travel And Training	12/30/2020	BUDGET ADJ NO# : 000479 Transfer to 1240-52021	1,500.00	500.00CR	1,000.00
5-1240-52021	Unclassified Expense	12/30/2020	Customer Reimbursement		500.00	500.00
5-1250-52012	Communications	12/30/2020	WWTP Postage		100.00	100.00
5-1250-52018	Special Contracts	2/09/2021	BUDGET ADJ NO# : 000482 GENERATOR & PHS II WWTP	44,000.00	49,000.00	93,000.00
5-1250-52021	Unclassified Expense	12/30/2020	BUDGET ADJ NO# : 000479 Transfer to 1250-52012	500.00	100.00CR	400.00
5-1260-52011	Operation Motor Vehicles	2/09/2021	BUDGET ADJ NO# : 000482 RE-ALLOCATE	90,000.00	10,000.00CR	80,000.00
5-1270-52026	Credit/Debit Charges	2/09/2021	ABSORD CC FEES/COVID 19	35,000.00	45,000.00	80,000.00
5-1270-52035	SCMIT & SMIRF	2/09/2021	RATE INCREASE	176,200.00	24,000.00	200,200.00
5-1290-54054	Contingent Fund	2/09/2021	FY21 PRINCIPLE PYMNT	470,000.00	21,500.00CR	448,500.00
5-1290-57093	Johnson Controls 0506	2/09/2021	FY21 PRINCIPLE PYMNT	291,200.00	21,500.00	312,700.00
5-1295-53100	Capital Outlay - Cash	9/22/2020	BUDGET ADJ NO# : 000477 CIP - GENERATOR (NET)	890,800.00	362,500.00	1,253,300.00

FUND: 210 Solid Waste Fund

ACCOUNT	NAME	DATE	DESCRIPTION	ORIGINAL BUDGET	ADJUSTMENT	CURRENT BUDGET
			BUDGET ADJ NO# : 000481			
4-0100-46066	Miscellaneous Credits	2/09/2021	PEBA CREDIT		6,600.00	6,600.00CR
4-0100-46500	Miscellaneous	2/09/2021	YTD ACTUAL	3,000.00CR	10,000.00	13,000.00CR
4-0100-46510	Sale of Assets	2/09/2021	YTD ACTUAL	1,090.00CR	42,600.00	43,690.00CR
4-0100-46600	Insurance Proceeds	2/09/2021	YTD ACTUAL		11,200.00	11,200.00CR
			BUDGET ADJ NO# : 000477			
4-0100-46800	Carryover - Cip	9/22/2020	REMOVE OS SERVER	471,500.00CR	12,500.00CR	459,000.00CR
4-0100-46896	Lease Proceeds	9/22/2020	SW EQUIPMENT LEASE		420,580.00	420,580.00CR
			BUDGET ADJ NO# : 000480			
5-3000-52019	Repairs and Maintenance	12/31/2020	HVAC Repairs & Maint	5,000.00	2,000.00	7,000.00
			BUDGET ADJ NO# : 000479			
5-3000-52020	Materials & Supplies	12/30/2020	Transfer to 3000-52026	5,800.00	500.00CR	5,300.00
			BUDGET ADJ NO# : 000480			
5-3000-52020	Materials & Supplies	12/31/2020	Janitorial Supplies		5,000.00	10,300.00
			BUDGET ADJ NO# : 000479			
5-3000-52026	Credit/Debit Charges	12/30/2020	Bank/CC Fees	400.00	500.00	900.00
			BUDGET ADJ NO# : 000482			
5-3000-52035	SCMIT & SMIRF	2/09/2021	RATE INCREASE	90,400.00	8,000.00	98,400.00
			BUDGET ADJ NO# : 000480			
5-3001-51003	Overtime	12/31/2020	Reallocate OT from 3100	1,000.00	500.00	1,500.00
5-3100-51003	Overtime	12/31/2020	Reallocate OT to 3001	7,500.00	500.00CR	7,000.00
			BUDGET ADJ NO# : 000482			
5-3110-52011	Operation Motor Vehicles	2/09/2021	TRUCK REPAIRS	20,000.00	50,000.00	70,000.00
			BUDGET ADJ NO# : 000480			
5-3200-52011	Operation Motor Vehicles	12/31/2020	HVAC Repairs & Maint	110,000.00	2,000.00CR	108,000.00
			BUDGET ADJ NO# : 000482			
5-3200-52011	Operation Motor Vehicles	2/09/2021	RE-ALLOCATE		21,000.00CR	87,000.00
			BUDGET ADJ NO# : 000479			
5-3200-52020	Materials And Supplies	12/30/2020	Transfer to 3200-52021	19,000.00	100.00CR	18,900.00
			BUDGET ADJ NO# : 000480			
5-3200-52020	Materials And Supplies	12/31/2020	Janitorial Supplies		5,000.00CR	13,900.00
			BUDGET ADJ NO# : 000479			
5-3200-52021	Unclassified Expense	12/30/2020	SCDMV Registration		100.00	100.00
			BUDGET ADJ NO# : 000482			
5-3300-52011	Operation Motor Vehicles	2/09/2021	RE-ALLOCATE	260,000.00	51,850.00CR	208,150.00
5-3400-54092	Interest Expense	2/09/2021	2020 EQUIP LEASE INTEREST	5,000.00	3,000.00	8,000.00
5-3400-57101	2015B Lease Purchase	2/09/2021	2017 EQ LEASE PRINCIPLE		21,000.00	21,000.00
5-3400-57103	2020 First Citizens Lease	2/09/2021	2020 EQ LEASE PRINCIPLE		61,250.00	61,250.00
			BUDGET ADJ NO# : 000477			
5-3500-53100	Capital Outlay - Cash	9/22/2020	SW EQUIPMENT LEASE - NET	471,500.00	408,080.00	879,580.00