



City of Lancaster

FY 2021-2022

Finance Management Report

Month Ended October 31, 2021

The following is a summary of the City's financial results for the major operating funds; presented as of October 31, 2021.

Financial activities were as expected for the month; there were no anomalies for this month. The General Fund year-to-date expenditures are higher due to purchase of large CIP item and timing of receipts and payments.

GENERAL FUND SUMMARY

Category	Current Budget	YTD Actual	% Budget Actual	Total Encum	% Budget w/Encum
Revenues	13,505,172	3,345,445	24.77	-	
Expenditures	13,505,172	4,820,530	35.69	1,183,689	44.46
Rev Over(Under) Exp	-	(1,475,085)			

HOSPITALITY FUND SUMMARY

Category	Current Budget	YTD Actual	% Budget Actual	Total Encum	% Budget w/Encum
Revenues	1,191,401	362,265	30.41	-	
Expenditures	1,191,401	133,011	11.16	111,167	20.50
Rev Over(Under) Exp	-	229,254			

GROSS REVENUE FUND SUMMARY

Category	Current Budget	YTD Actual	% Budget Actual	Total Encum	% Budget w/Encum
Revenues	14,691,725	2,811,561	19.14	-	
Expenses/Transfers	14,691,725	2,527,268	17.20	2,281,911	32.73
Rev Over(Under) Exp	-	284,293			

SOLID WASTE FUND SUMMARY

Category	Current Budget	YTD Actual	% Budget Actual	Total Encum	% Budget w/Encum
Revenues	2,758,641	1,083,376	39.27	-	
Expenses/Transfers	2,758,641	859,525	31.16	389,042	45.26
Rev Over(Under) Exp	-	223,851			

Budget Year Passed = 33% Budget Year Balance = 67%
 One month = 8%

City of Lancaster Monthly Financial Report Highlights

General Fund

General Fund revenues for the month are reported at 2,638,859 compared to revenues of 411,726 the same period last year; the difference is due to first draw of the American Rescue Plan (Coronavirus State and Local Fiscal Recovery Funds of \$2.2M .

Year-to-date taxes received are 434,415 or 7% of the estimated amount 6,065,889.

General Fund expenditures for the month totaled 850,357 compared to expenditures of 696,618 the same period last year; the difference is due to purchase of CIP equipment and yearly service contracts. Year to date of expenditures including encumbrances of 1,183,689 which represent 44% of the budget. Outstanding encumbrances are for CIP, contracted services, and blanket purchase orders.

FY22 Capital Improvement Plan Summary:

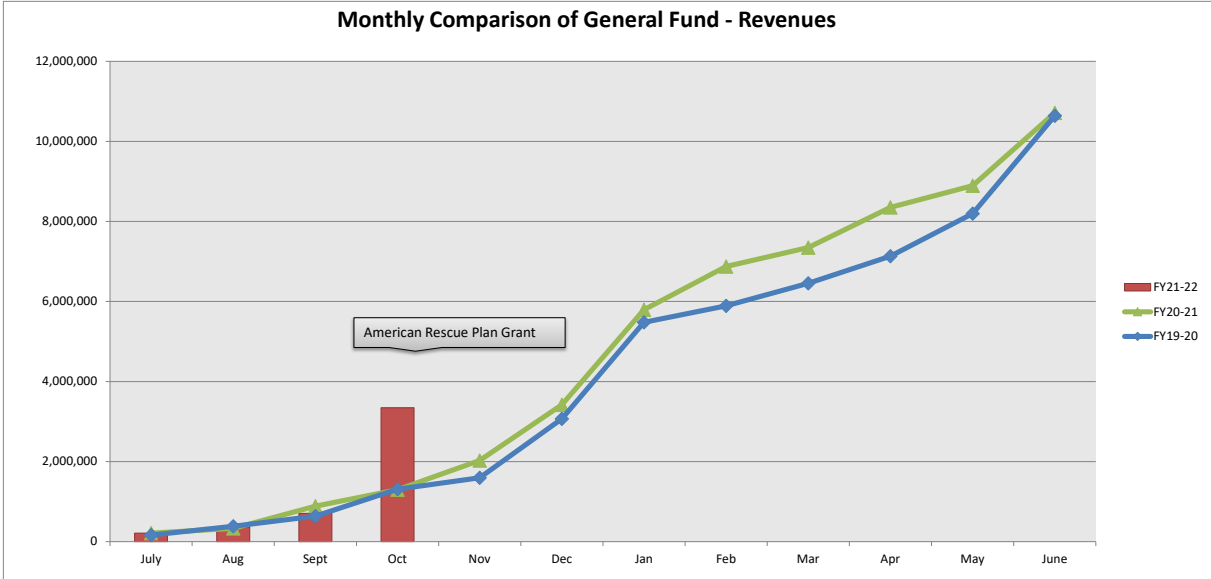
	FY 22 Budget	YTD Actual	Outstanding Appropriation	Notes
Tractor	37,000	35,464	1,536	
Server OS Upgrade Citywide (incl HT/E911	45,000	-	45,000	
(10) Police Vehicles & Equipment	585,000	70,590	514,410	
Upgrade Court Software	50,000	-	50,000	Rollover FY 21
Fire Station Survey	50,000	-	50,000	Rollover FY 21
(2) Fire Truck & Equipment (Amended Ladder Truck)	1,600,000	1,600,000	0	
Pickup Truck & Equipment	63,500	-	63,500	
1Ton Dump Truck	58,000	40,880	17,120	
Native American Studies parking lot	15,000	18,525	-3,525	Rollover FY 21
2 Truck Lifts	22,000	-	22,000	
Service Truck	87,000	-	87,000	
Pickup Truck & Equipment	38,000	-	38,000	
Barr Street Fields- Development	<u>150,000</u>	<u>-</u>	<u>150,000</u>	
	\$2,800,500	\$1,765,460	\$1,035,040	

General Fund cash for the month ended at 9,274,851 realizing a decrease of 1,370,644 from the prior month. 3,412,571 or 37% of the General Fund cash is restricted for specific uses leaving 5,862,280 or 63% available for new expenditures. A more detailed analysis of General Fund cash can be found under the cash management section of this report.

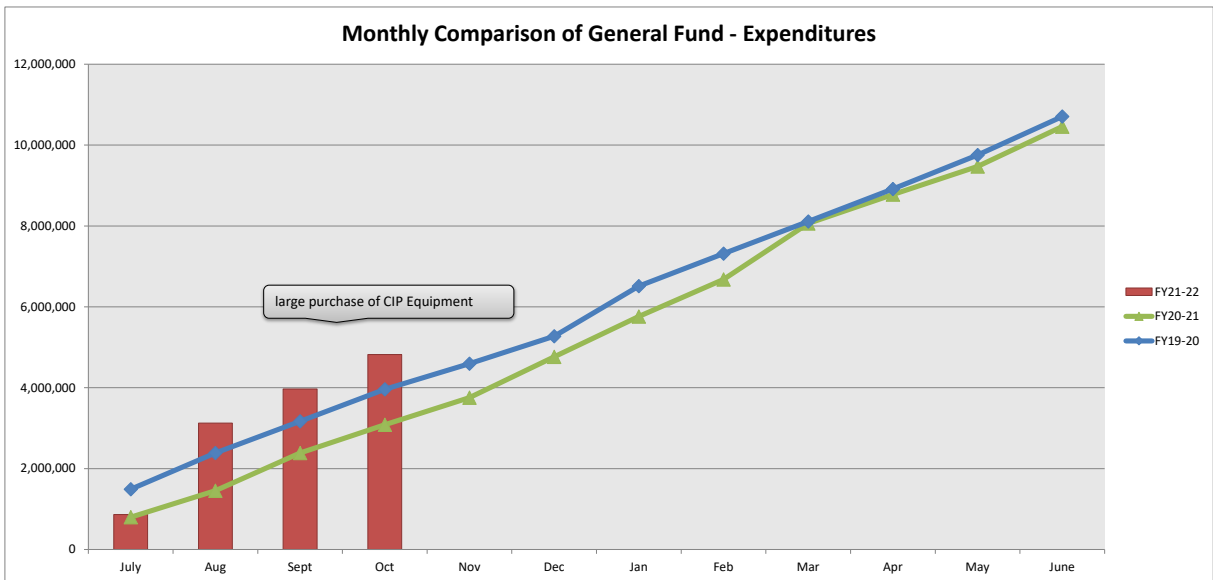
Budget Transfers

The City Code of ordinance (*Chapter 2, Article IX, Section 2-241*), requires the Finance Director to report all budget transfers in the next monthly finance report. A fiscal year-to-date budget transfers list is at the end of this report.

Prior Year to Date	Current Year to Date	Difference	Budget	% of Budget Collected
1,298,000	3,345,445	2,047,445	13,505,172	24.77



Prior Year to Date	Current Year to Date	Difference	Budget	% of Budget Expended
3,083,841	4,820,530	1,736,689	13,505,172	35.69



CASH MANAGEMENT DETAIL

Statement of Monthly Changes in Cash Balances

CITY OF LANCASTER
MTD CASH BALANCES REPORT

PAGE: 1

AS OF: October 31, 2021

	BEGINNING BALANCE	M-T-D DEBITS	M-T-D CREDITS	ENDING BALANCE
100 1-0011-10001 Checking-1st Citizens/GF	1,691,222.11	580,754.77	(2,163,155.22)	108,821.66
100 1-0011-10002 Imprest Acct./1st Citizen	0.00	1,485,885.16	(1,485,885.16)	0.00
100 1-0011-10007 ACH Account	100.00	2,353,646.74	(2,353,646.74)	100.00
100 1-0017-11601 GF Investments	5,752,852.34	506.23	0.00	5,753,358.57
100 1-0017-11602 SCLGIP-Downtown Development	1,361,464.73	119.79	0.00	1,361,584.52
100 1-0011-10004 First Citizens-City Court	2,163.26	31,295.92	(31,246.55)	2,212.63
100 1-0011-10006 Drug Fund	160,676.11	205.37	0.00	160,881.48
100 1-0011-10016 Econ Dev Incentive	100,267.51	2.56	0.00	100,270.07
100 1-0011-10018 Tax Rollback	1,576,748.31	220,546.33	(9,672.80)	1,787,621.84
100 1-0011-10019 American Rescue Plan	100.00	2,269,919.54	0.00	2,270,019.54
110 1-0011-10301 Hospitality Tax Account	2,025,132.48	93,645.17	(145.37)	2,118,632.28
115 1-0011-10911 E911 Funds	79,468.88	2,686.18	0.00	82,155.06
121 1-0011-10225 Southside Savings Acct	30,661.38	0.78	0.00	30,662.16
130 1-0011-10500 Fireman's Club Checking	57,738.14	0.00	0.00	57,738.14
200 1-0011-10102 GR Fund Checking	1,608,699.39	856,060.35	(68,371.75)	2,396,387.99
200 1-0011-10104 GR ACH Acct	93,307.57	61,483.17	0.00	154,790.74
200 1-0017-11616 GR Replacement Fund	3,315,149.29	53,626.80	0.00	3,368,776.09
200 1-0017-11619 Series 2000 DSRF	90,886.74	8.02	0.00	90,894.76
200 1-0017-11621 Series 2002 DSRF	66,376.67	5.83	0.00	66,382.50
200 1-0017-11622 Series 2007 DSRF	367,965.64	32.39	0.00	367,998.03
200 1-0017-11617 Series 2016 Erwin Farms DSRF	148,751.67	13.05	0.00	148,764.72
200 1-0017-11623 Series 2017 DSRF	133,391.03	11.78	0.00	133,402.81
200 1-0017-11625 Contingent Fund	2,172,912.04	191.22	0.00	2,173,103.26
200 1-0017-11626 Depreciation Fund	2,172,341.99	191.14	0.00	2,172,533.13
210 1-0011-10200 Solid Waste	707,793.42	141,586.21	(1,424.81)	847,954.82
210 1-0011-10205 Solid Waste ACH Acct	100.00	0.00	0.00	100.00
210 1-0017-11629 Residential Garbage	438,877.77	4,204.79	0.00	443,082.56
210 1-0017-11630 Commercial Garbage	429,628.30	4,203.93	0.00	433,832.23
GRAND TOTAL	24,584,776.77	(8,160,833.22)	(6,113,548.40)	26,632,061.59

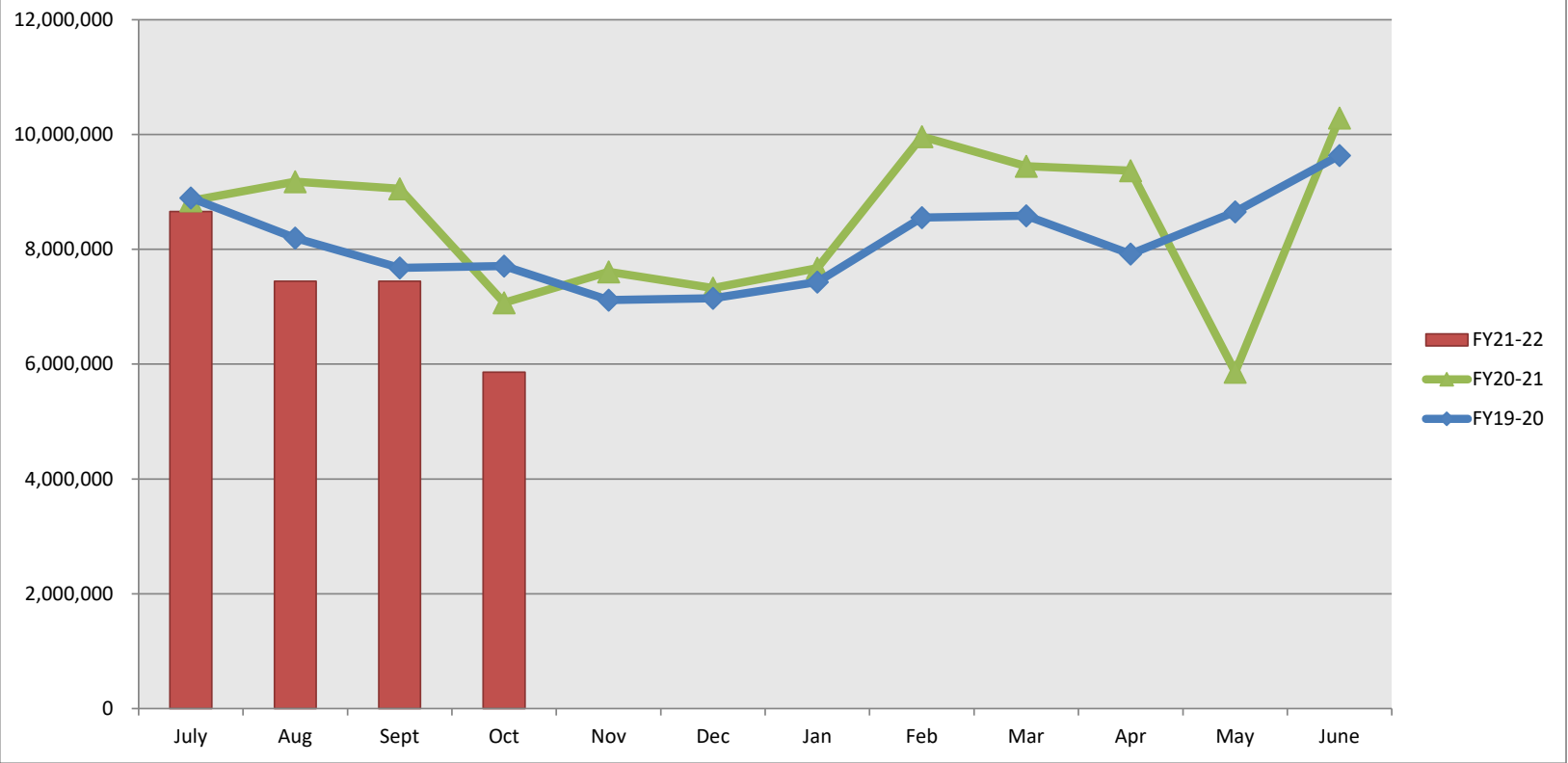
Cash Summary By Fund

	Restricted	Unrestricted	Cash Balance
General Fund	3,412,571	5,862,280	9,274,851
Hospitality Tax	2,118,632	-	2,118,632
American Rescue Plan Fund	2,270,020	-	2,270,020
E 911 Fund	82,155	-	82,155
Southside Fund	30,662	-	30,662
Firemen's Fund	57,738	-	57,738
Gross Revenue Fund	8,676,646	2,396,388	11,073,034
Solid Waste Fund	-	1,724,970	1,724,970
	16,648,424	9,983,638	26,632,062

Prior Year to Date	Current Year to Date	Difference	6/30/2021 GF Unrestricted Cash	Fiscal YTD Difference
7,070,498	5,862,280	(1,208,218)	10,288,467	(4,426,187)



Monthly Comparison of General Fund Unrestricted Cash Balances



Hospitality Tax Fund

Hospitality Tax Fund revenues for the month totaled 94,596 compared to revenues of 86,266 the same period last year. The difference is immaterial.

Year to date hospitality taxes collected totaled 357,325 or 39% of the budgeted revenue.

Hospitality Tax Fund expenditures for the month totaled 28,210 compared to expenditures of 40,050 the same period last year, the difference is immaterial. Year-to-date expenditures including encumbrances of 101,167 account for 21% of the budget.

Hospitality Tax Fund cash ended the month at 2,118,632; increased by 93,500 from the prior month. All dollars in the Hospitality Fund are restricted, as required, and can only be used in compliance to with Section 6-1-730 of the South Carolina Code of Laws, 1976, as amended; specifically tourism related costs.

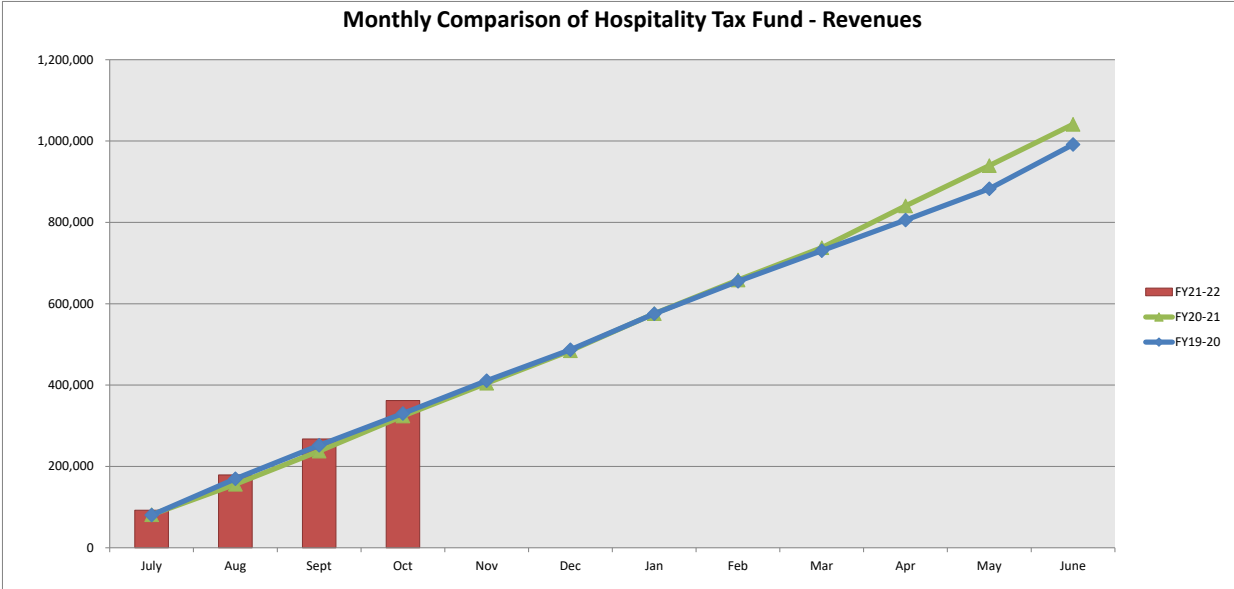
Line item detail of the revenue and expenditure activity is included at the back of this report.

E911 Fund

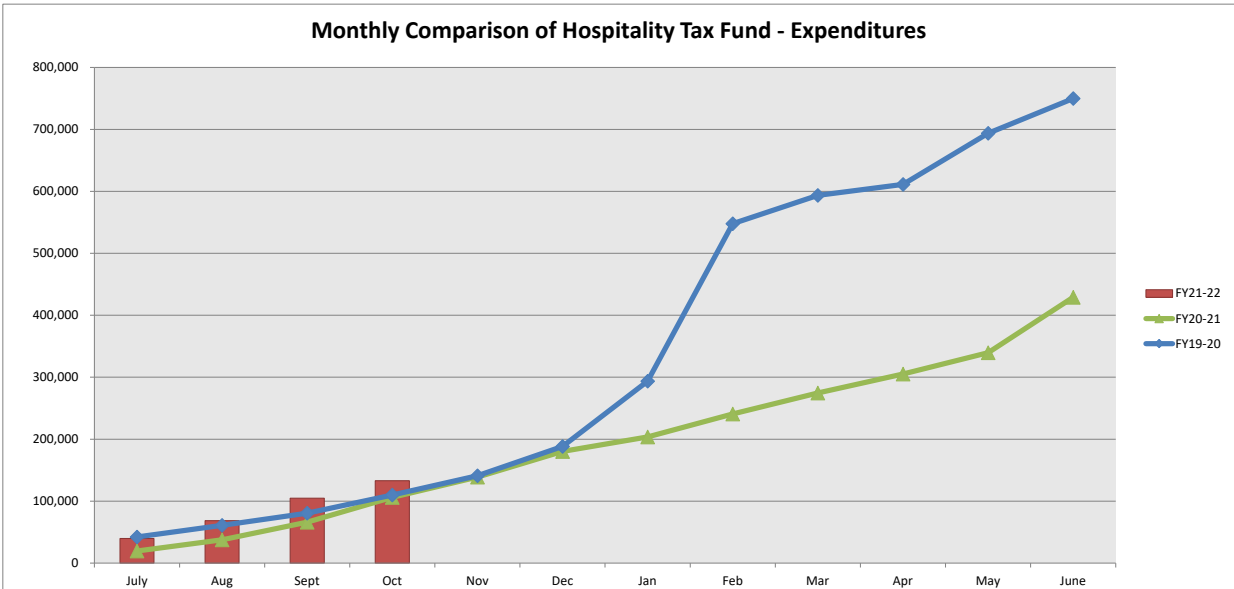
E911 Fund Cash Fund balance as of October 31, 2021 is 79,469; increased by 2,686 from the prior month. The FY22 budget includes use of E911 funds for some IT related expenses.

All dollars in the E911 Fund are restricted, as required, and can only be used to fund expenditures that comply with Section 23-47-40 of the South Carolina Code of Laws, 1976, as amended.

Prior Year to Date	Current Year to Date	Difference	Budget	% of Budget Collected
323,864	362,265	38,401	1,191,401	30.41



Prior Year to Date	Current Year to Date	Difference	Budget	% of Budget Expended
106,040	133,011	26,971	1,191,401	11.16



Gross Revenue Fund

Gross Revenue Fund revenues for the month totaled 706,616 compared to revenues of 451,798 the same period last year. The difference in the revenue is immaterial.

Gross Revenue Fund expenses for the month totaled 721,465 compared to expenses of 835,447 the same period last year; the difference is due to expenses related to CIP purchase during this time last fiscal year. Year to date expenses accounted for 32.73% of the annual budget including \$2,281,911 of encumbrances for capital improvement projects and annual contracts.

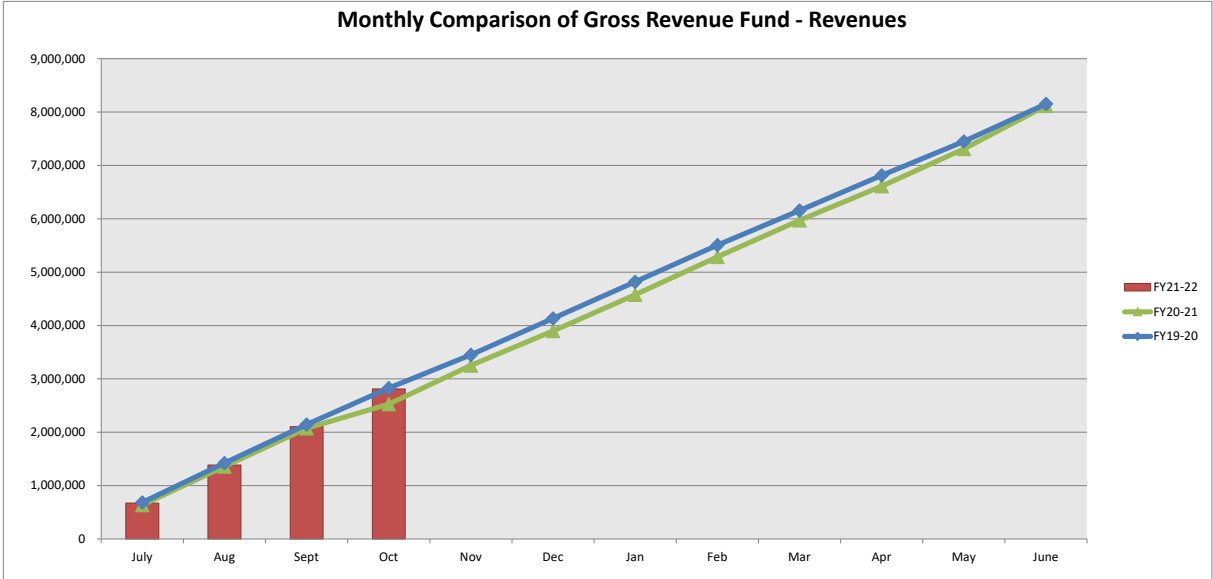
Line item detail of the revenue and expense activity is included at the back of this report.

FY22 Capital Improvement Plan Summary:

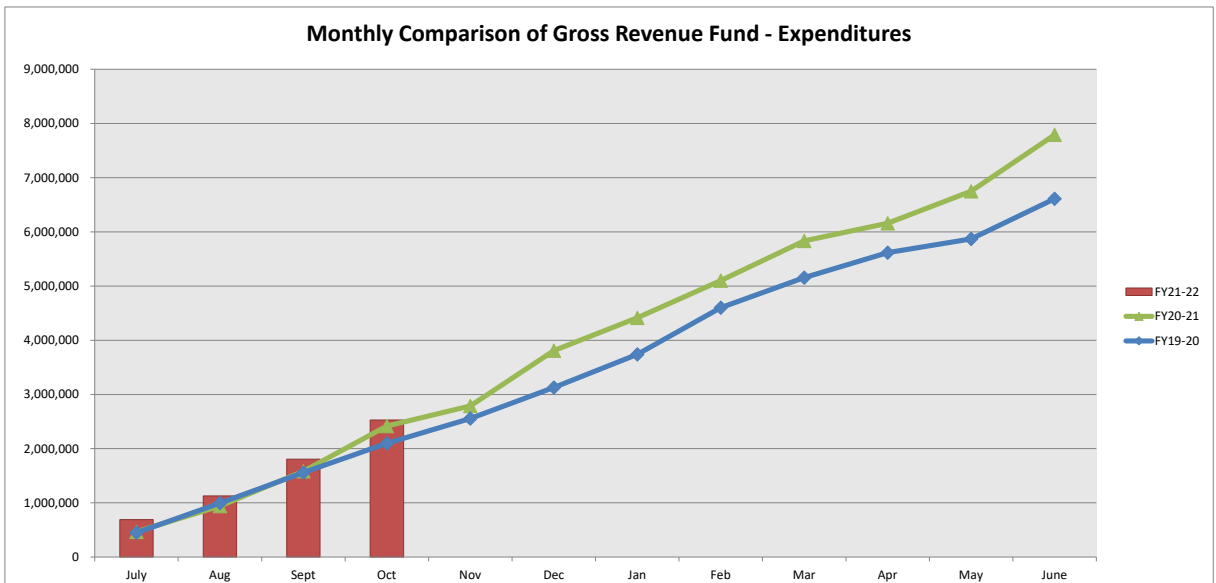
	FY22 Budget	YTD Actual	Outstanding Appropriation	Notes
Server OS Upgrade Citywide	12,500	-	12,500	
Track Loader	70,000	69,296	704	
Master Plan for Water Dist & WW Collection Syst	165,000	65,660	99,340	Rollover FY21
Kubota, RTV 900	17,000	-	17,000	
Dump Truck (Replace 1995 International)	110,330	-	110,330	
Dump Truck (Replace 1997 Ford)	110,330	-	110,330	
Harbon Trailer	70,000	-	70,000	
Excavator - Replace 2010 Bobcast	73,000	-	73,000	
CAT Generator	75,000	60,156	14,844	
WWTP Optimization	-	-	-	
	<u>\$ 703,160</u>	<u>\$ 195,112</u>	<u>\$ 508,048</u>	

Gross Revenue Fund cash for the month ended at 11,073,034; realizing an increase of 903,252 from the prior month. Gross Revenue Cash Fund balance of 2,396,388 or 22% is unrestricted and 8,676,646 or 78% is restricted for specific uses. The restricted cash includes internal funding for the Depreciation Fund- 2.17M, Contingency Fund- 2.17M, Replacement Fund 3.4M and Debt Service - 960k. A more detailed analysis of Gross Revenue Fund cash can be found under the cash management section of this report.

Prior Year to Date	Current Year to Date	Difference	Budget	% of Budget Collected
2,527,401	2,811,561	284,160	14,691,725	19.14



Prior Year to Date	Current Year to Date	Difference	Budget	% of Budget Expended
2,417,320	2,527,268	109,948	14,691,725	17.20



Solid Waste Fund

Solid Waste Fund revenues for the month totaled 265,213 compared to revenues of 181,049 the same period last year. The difference is due to increase in revenue at the transfer station for private haulers.

Solid Waste Fund expenses for the month totaled 181,509 compared to expenses of 402,524 the same period last year, the difference is due to the purchase of CIP Equipment last fiscal year. Year to date expenses represent 45.26% of the annual budget, including 389,042 encumbered blanket purchase orders and annual contracts.

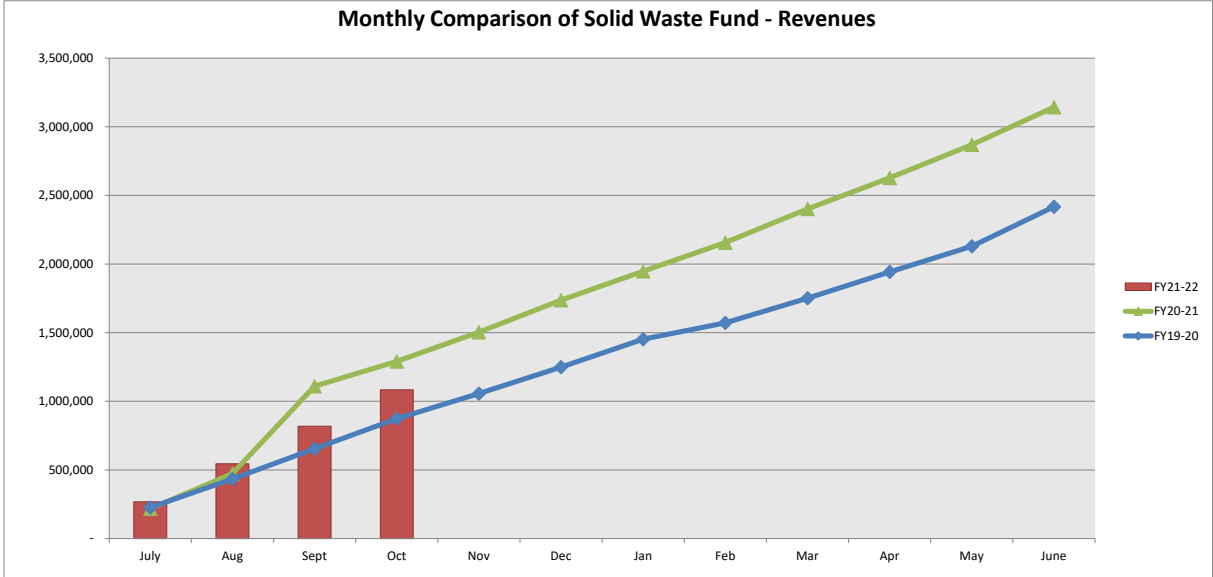
Line item detail of the revenue and expense activity is included at the back of this report.

FY22 Capital Improvement Plan Summary:

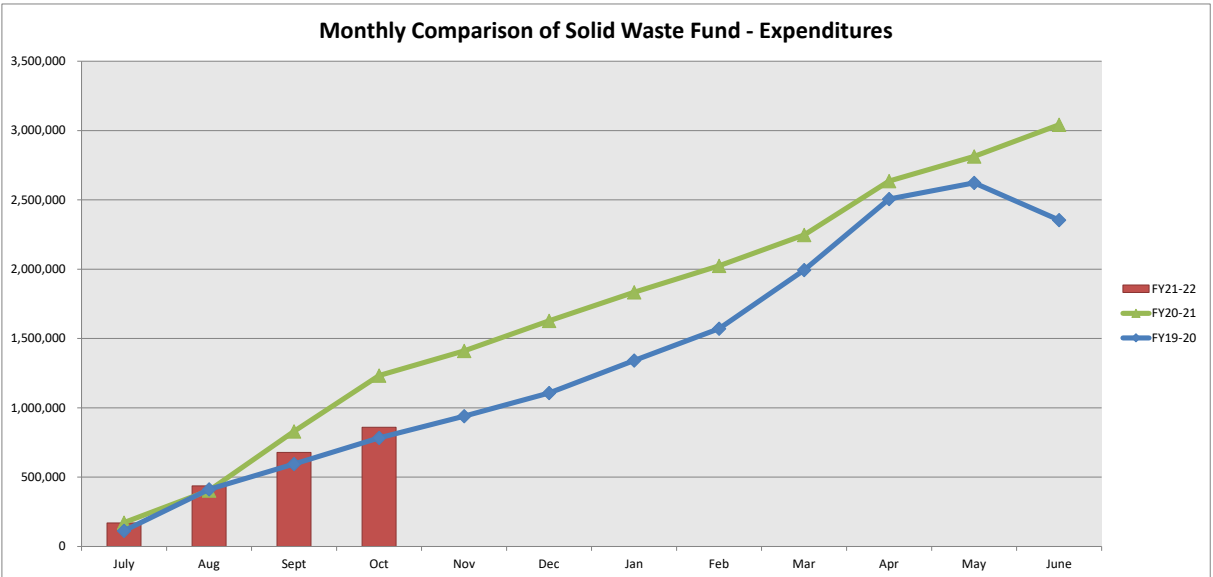
	FY22 Budget	YTD Actual	Outstanding Appropriation	Notes
Servier OS Upgrade Citywide	12,500	-	12,500	
Backhoe (Replace 1990 Backhoe)	<u>103,500</u>	<u>-</u>	<u>103,500</u>	
	\$ 116,000	\$ -	\$ 116,000	

Solid Waste Fund cash for the month ended at 1,724,970 realizing an increase of 148,570 from the prior month. All of the Solid Waste Fund Cash is unrestricted. A more detailed analysis of Solid Waste Fund cash can be found under the cash management section of this report.

Prior Year to Date 1,291,198	Current Year to Date 1,083,376	Difference (207,822)	Budget 2,758,641	% of Budget Collected 39.27
---------------------------------	-----------------------------------	--------------------------------	---------------------	--------------------------------



Prior Year to Date 1,232,736	Current Year to Date 859,525	Difference (373,211)	Budget 2,758,641	% of Budget Expended 31.16
---------------------------------	---------------------------------	--------------------------------	---------------------	-------------------------------



Statement of Revenues

AS OF: October 31, 2021
% OF YEAR COMPLETED: 33.33

100-General Fund

REVENUES	ORIGINAL BUDGET	CURRENT BUDGET	MONTHLY REVENUE	YEAR-TO-DATE REVENUE	BUDGET BALANCE	BUDGET % RECEIVED
100-4-0100-41001 Current Taxes - Real	2,587,000	2,587,000.0	43,320.33	57,726.70	2,529,273.30	2.23
100-4-0100-41002 Current Taxes - Vehicl	276,000	276,000.0	19,496.00	88,374.72	187,625.28	32.02
100-4-0100-41003 Homestead Exemption	220,000	220,000.0	0.00	0.00	220,000.00	0.00
100-4-0100-41007 Manf Personal Exemptio	10,000	10,000.0	0.00	0.00	10,000.00	0.00
100-4-0100-41010 Property Tax Rollback	1,701,000	1,701,000.0	9,672.80	47,610.95	1,653,389.05	2.80
100-4-0100-41011 Local Option Tax Reven	915,000	915,000.0	94,592.47	194,917.13	720,082.87	21.30
100-4-0100-41013 Del Tax - Prior Yrs	50,000	50,000.0	20,251.28	34,622.36	15,377.64	69.24
100-4-0100-41014 Del Tax - Curr Yr	25,000	25,000.0	0.00	4,894.89	20,105.11	19.58
100-4-0100-41019 In Lieu of Taxes	256,889	256,889.0	0.00	0.00	256,889.00	0.00
100-4-0100-41022 Tax Penalties	25,000	25,000.0	2,907.01	6,268.54	18,731.46	25.07
100-4-0100-41023 Privilege License	2,385,000	2,385,000.0	19,073.48	93,440.72	2,291,559.28	3.92
100-4-0100-41025 Building Permits	75,000	75,000.0	24,493.25	62,083.40	12,916.60	82.78
100-4-0100-41026 Cable Franchise Fee	74,000	74,000.0	17,961.57	17,961.57	56,038.43	24.27
100-4-0100-41027 Telecommunications	32,000	32,000.0	0.00	0.00	32,000.00	0.00
100-4-0100-41031 Duke Energy Tax	630,000	630,000.0	0.00	0.00	630,000.00	0.00
100-4-0100-41032 Court Fines	90,000	90,000.0	10,245.06	43,493.55	46,506.45	48.33
100-4-0100-41033 Fire Protection Rescue	170,000	170,000.0	0.00	83,174.60	86,825.40	48.93
100-4-0100-41034 Sale of Assets	14,000	14,000.0	0.00	0.00	14,000.00	0.00
100-4-0100-41035 Victim's Revenue	4,500	4,500.0	578.44	2,630.91	1,869.09	58.46
100-4-0100-41038 School Guard & Sro	99,000	99,000.0	40,735.56	58,590.21	40,409.79	59.18
100-4-0100-41039 Cemetery Fees	5,500	5,500.0	0.00	470.00	5,030.00	8.55
100-4-0100-41041 Miscellaneous Income	16,953	16,953.0	415.00	1,673.06	15,279.94	9.87
100-4-0100-41043 Lot Clearing	10,000	10,000.0	2,075.00	4,530.88	5,469.12	45.31
100-4-0100-41045 Certification Fees	3,500	3,500.0	100.00	600.00	2,900.00	17.14
100-4-0100-41046 Insurance Proceeds	0	0.0	0.00	53,038.00	(53,038.00)	0.00
100-4-0100-41048 Donations	0	0.0	0.00	16,823.00	(16,823.00)	0.00
100-4-0100-41051 Interest on Savings	20,000	20,000.0	669.10	3,130.83	16,869.17	15.65
100-4-0100-41055 Planning And Zoning Re	5,000	5,000.0	895.00	8,700.00	(3,700.00)	174.00
100-4-0100-41061 Accommodations Tax	60,000	60,000.0	0.00	0.00	60,000.00	0.00
100-4-0100-41064 Merchants Inventory	71,687	71,687.0	0.00	17,921.79	53,765.21	25.00
100-4-0100-41065 Motor Carrier Property	90,000	90,000.0	8,866.64	30,610.08	59,389.92	34.01
100-4-0100-41066 Misc Intergovernmental	51,400	51,400.0	46,029.94	46,029.94	5,370.06	89.55
100-4-0100-41067 Local Government Fund	217,600	217,600.0	0.00	0.00	217,600.00	0.00
100-4-0100-41075 Grant Proceeds	182,883	182,883.0	2,268,710.18	2,304,329.93	(2,121,446.93)	1,260.00
100-4-0100-41076 Grant Proceeds/Pass Th	0	0.0	0.00	0.00	0.00	0.00
100-4-0100-41082 Police Dept Revenues	20,000	20,000.0	7,771.00	11,797.50	8,202.50	58.99
100-4-0100-41084 County Payments	50,000	50,000.0	0.00	50,000.00	0.00	100.00
100-4-0100-41090 Carryover - Cip	2,787,500	2,787,500.0	0.00	0.00	2,787,500.00	0.00
100-4-0100-41092 Carryover - Downtown	0	0.0	0.00	0.00	0.00	0.00
100-4-0100-41094 Carryover - Other	273,760	273,760.0	0.00	0.00	273,760.00	0.00
100-4-0100-41095 Loan Proceeds	0	0.0	0.00	0.00	0.00	0.00
TOTAL REVENUES	13,505,172	13,505,172	2,638,859.11	3,345,445.26	10,159,726.74	24.77

110-Hospitality Tax Fund

REVENUES	ORIGINAL BUDGET	CURRENT BUDGET	MONTHLY REVENUE	YEAR-TO-DATE REVENUE	BUDGET BALANCE	BUDGET % RECEIVED
110-4-0100-41088 Performing Arts	30,000	30,000.0	1,780.58	3,059.90	26,940.10	10.20
110-4-0100-44001 Hospitality Tax	928,000	928,000.0	91,739.00	357,324.65	570,675.35	38.50
110-4-0100-44041 Miscellaneous Income	10,000	10,000.0	70.08	727.44	9,272.56	7.27
110-4-0100-44046 Insurance Proceeds	0	0.0	0.00	0.00	0.00	0.00
110-4-0100-44051 Interest	401	401.0	52.36	199.36	201.64	49.72
110-4-0100-44066 Misc Intergovernmental	0	0.0	953.70	953.70	(953.70)	0.00
110-4-0100-44075 Sponsors, Grants, Dona	1,000	1,000.0	0.00	0.00	1,000.00	0.00
110-4-0100-44092 Carryover-Restricted	222,000	222,000.0	0.00	0.00	222,000.00	0.00
TOTAL REVENUES	1,191,401	1,191,401	94,595.72	362,265.05	829,135.95	30.41

115-E911 Fund

REVENUES	ORIGINAL BUDGET	CURRENT BUDGET	MONTHLY REVENUE	YEAR-TO-DATE REVENUE	BUDGET BALANCE	BUDGET % RECEIVED
115-4-0100-41094 Carryover - Other	7,600	7,600.0	0.00	0.00	7,600.00	0.00
115-4-0100-49110 E911 Fees	34,000	34,000.0	2,686.18	5,394.90	28,605.10	15.87
TOTAL REVENUES	41,600	41,600	2,686.18	5,394.90	36,205.10	12.97

Statement of Revenues cont.

AS OF: October 31, 2021
% OF YEAR COMPLETED: 33.33

200-Gross Revenue Fund

REVENUES	ORIGINAL BUDGET	CURRENT BUDGET	MONTHLY REVENUE	YEAR-TO-DATE REVENUE	BUDGET BALANCE	BUDGET % RECEIVED
200-4-0100-42001 In City Water	1,920,000	1,920,000.0	164,860.47	670,077.56	1,249,922.44	34.90
200-4-0100-42002 Outside Water	1,200,000	1,200,000.0	98,167.04	408,329.36	791,670.64	34.03
200-4-0100-42003 Joslyn Clark Controls,	1,950	1,950.0	164.33	1,003.10	946.90	51.44
200-4-0100-42004 Water Penalties	130,000	130,000.0	11,063.24	43,729.98	86,270.02	33.64
200-4-0100-42005 Water Taps	25,000	25,000.0	2,600.00	11,700.00	13,300.00	46.80
200-4-0100-42006 Second Penalty	85,000	85,000.0	8,650.00	31,825.00	53,175.00	37.44
200-4-0100-42007 Miscellaneous Receipts	5,000	5,000.0	4.00	528.48	4,471.52	10.57
200-4-0100-42009 MUSC Health Lancaster	95,000	95,000.0	7,413.31	37,629.73	57,370.27	39.61
200-4-0100-42010 MFG Companies Water	12,000	12,000.0	896.62	4,697.26	7,302.74	39.14
200-4-0100-42011 Soliant Llc Water	28,000	28,000.0	2,411.68	10,828.88	17,171.12	38.67
200-4-0100-42013 Administrative Fee	8,000	8,000.0	515.00	1,925.00	6,075.00	24.06
200-4-0100-42031 In City Sewer	1,950,000	1,950,000.0	161,675.20	661,845.33	1,288,154.67	33.94
200-4-0100-42032 Outside Sewer	1,320,000	1,320,000.0	105,041.20	439,662.72	880,337.28	33.31
200-4-0100-42033 Springs Industries	10,000	10,000.0	175.69	729.82	9,270.18	7.30
200-4-0100-42034 Joslyn Clark Controls,	775	775.0	67.29	736.09	38.91	94.98
200-4-0100-42035 Sewer Taps	30,000	30,000.0	3,406.25	16,343.75	13,656.25	54.48
200-4-0100-42036 Soliant Llc Sewer	40,000	40,000.0	3,163.47	14,261.08	25,738.92	35.65
200-4-0100-42038 Septic Tank Fees	40,000	40,000.0	0.00	10,995.84	29,004.16	27.49
200-4-0100-42039 MUSC Health Lancaster	120,000	120,000.0	9,551.26	48,666.60	71,333.40	40.56
200-4-0100-42040 MFG Companies Sewer	12,000	12,000.0	1,173.83	6,152.16	5,847.84	51.27
200-4-0100-42041 Lanc. Co W/S District	625,000	625,000.0	41,403.38	197,877.56	427,122.44	31.66
200-4-0100-42042 WSD - Ft Lawn Sewer	80,000	80,000.0	3,320.10	21,623.49	58,376.51	27.03
200-4-0100-42046 Sale of Assets	8,060	8,060.0	0.00	0.00	8,060.00	0.00
200-4-0100-42047 Insurance Proceeds	0	0.0	0.00	0.00	0.00	0.00
200-4-0100-42048 Restitution Payments	0	0.0	0.00	0.00	0.00	0.00
200-4-0100-42060 Interest on Savings	15,000	15,000.0	746.90	2,991.14	12,008.86	19.94
200-4-0100-42066 Miscellaneous Credits	0	0.0	13,330.75	13,330.75 (13,330.75)	0.00
200-4-0100-42068 Grant Proceeds	4,039,290	4,039,290.0	50,588.00	88,522.38	3,950,767.62	2.19
200-4-0100-42069 County Reimbursements	50,000	50,000.0	4,567.31	18,797.66	31,202.34	37.60
200-4-0100-42080 Capital Contributions	0	0.0	0.00	0.00	0.00	0.00
200-4-0100-42085 Infrastructure Fee	137,000	137,000.0	11,660.00	46,750.00	90,250.00	34.12
200-4-0100-42090 Carryover-Cip Allocati	703,160	703,160.0	0.00	0.00	703,160.00	0.00
200-4-0100-42091 Carryover - Other	2,001,490	2,001,490.0	0.00	0.00	2,001,490.00	0.00
200-4-0100-42092 Carryover - Restricted	0	0.0	0.00	0.00	0.00	0.00
200-4-0100-42095 Loan Proceeds	0	0.0	0.00	0.00	0.00	0.00
200-4-0100-42096 Lease Proceeds	0	0.0	0.00	0.00	0.00	0.00
TOTAL REVENUES	14,691,725	14,691,725	706,616.32	2,811,560.72	11,880,164.28	19.14

210-Solid Waste Fund

REVENUES	ORIGINAL BUDGET	CURRENT BUDGET	MONTHLY REVENUE	YEAR-TO-DATE REVENUE	BUDGET BALANCE	BUDGET % RECEIVED
210-4-0100-46066 Miscellaneous Credits	6,600	6,600.0	8,691.04	8,691.04 (2,091.04)	131.68
210-4-0100-46100 Residential Garbage	834,922	834,922.0	74,789.00	298,569.00	536,353.00	35.76
210-4-0100-46200 Commercial Garbage	631,373	631,373.0	54,107.00	209,232.00	422,141.00	33.14
210-4-0100-46300 Recycling Sales	45,000	45,000.0	11,251.50	34,704.47	10,295.53	77.12
210-4-0100-46400 Interest on Savings	2,000	2,000.0	76.72	305.66	1,694.34	15.28
210-4-0100-46500 Miscellaneous	3,550	3,550.0	2,127.47	9,782.25 (6,232.25)	275.56
210-4-0100-46510 Sale of Assets	2,500	2,500.0	0.00	0.00	2,500.00	0.00
210-4-0100-46600 Insurance Proceeds	0	0.0	0.00	0.00	0.00	0.00
210-4-0100-46700 Roll-Off Containers	45,000	45,000.0	5,199.00	23,375.47	21,624.53	51.95
210-4-0100-46701 Utility - Roll-Off Con	0	0.0	0.00	0.00	0.00	0.00
210-4-0100-46710 Transfer Station Use	1,042,196	1,042,196.0	106,375.99	489,113.16	553,082.84	46.93
210-4-0100-46711 Tipping Fees	0	0.0	0.00	0.00	0.00	0.00
210-4-0100-46714 SW Penalties	30,000	30,000.0	2,595.61	9,602.88	20,397.12	32.01
210-4-0100-46800 Carryover - Cip	115,500	115,500.0	0.00	0.00	115,500.00	0.00
210-4-0100-46810 Carryover - Other	0	0.0	0.00	0.00	0.00	0.00
210-4-0100-46880 Grant, Settlement Proc	0	0.0	0.00	0.00	0.00	0.00
210-4-0100-46896 Lease Proceeds	0	0.0	0.00	0.00	0.00	0.00
TOTAL REVENUES	2,758,641	2,758,641	265,213.33	1,083,375.93	1,675,265.07	39.27

Departmental Expenditure/Expense Summary

AS OF: October 31, 2021
% OF YEAR COMPLETED: 33.33

100-General Fund

EXPENDITURE SUMMARY	ORIGINAL BUDGET	CURRENT BUDGET	MONTHLY EXPENDITURES	YEAR-TO-DATE EXPENDITURES	TOTAL ENCUMBERED	BUDGET REMAINING	% BUDGET EXPENDED
Mayor & Council	128,837	128,837	7,842.84	26,003.93	31,590.00	71,242.57	44.70
City Administrator	245,261	245,261	19,727.71	74,945.19	190.00	170,125.81	30.63
Grounds Maintenance	315,260	315,260	25,612.93	92,265.91	96,634.40	126,359.69	59.92
Human Resources	246,190	246,190	17,812.49	73,001.82	6,331.13	166,857.05	32.22
Finance	243,996	243,996	10,383.54	42,558.20	11,542.10	189,895.70	22.17
Information Technology	728,620	728,620	81,468.12	250,244.81	278,642.40	199,732.29	72.59
Legal Services	16,017	16,017	2,040.13	11,329.72	2,880.00	1,807.28	88.72
General Expense	1,460,551	1,460,551	121,468.57	540,939.30	333,013.89	586,597.81	59.84
See Lancaster	29,330	29,330	29.16	393.20	0.00	28,936.80	1.34
Police	3,547,365	3,547,365	224,626.67	869,541.21	66,767.27	2,611,056.52	26.39
Victim's Services	27,738	27,738	1,808.08	7,389.64	0.00	20,348.36	26.64
Court Admin	402,420	402,420	30,328.72	124,868.29	4,546.87	273,004.84	32.16
Fire	2,047,109	2,047,109	149,483.31	595,395.11	91,454.77	1,360,259.12	33.55
Street Division	621,290	621,290	39,261.60	177,502.47	797.96	442,989.57	28.70
Vehicle Maintenance	116,259	116,259	7,944.99	28,799.56	0.00	87,459.44	24.77
Building Official	314,170	314,170	22,703.03	82,827.51	12,344.78	218,997.71	30.29
Parks & Playgrounds	184,200	184,200	5,806.12	39,156.71	48,948.95	96,094.34	47.83
Comm Service Grants	38,000	38,000	1,600.00	1,600.00	0.00	36,400.00	4.21
Debt Service	5,060	5,060	0.00	5,057.85	0.00	2.15	99.96
CIP Expenditures	2,787,500	2,787,500	80,409.31	1,776,709.60	198,004.44	812,785.96	70.84
TOTAL EXPENDITURES	13,505,172	13,505,172	850,357.32	4,820,530.03	1,183,688.96	7,500,953.01	44.46

110-Hospitality Tax Fund

EXPENDITURE SUMMARY	ORIGINAL BUDGET	CURRENT BUDGET	MONTHLY EXPENDITURES	YEAR-TO-DATE EXPENDITURES	TOTAL ENCUMBERED	BUDGET REMAINING	% BUDGET EXPENDED
Hospitality	699,115	699,115	9,880.18	46,140.30	65,756.38	587,218.32	16.01
IT Hospitality	38,998	38,998	2,852.86	11,535.78	0.00	27,462.22	29.58
See Lancaster	4,050	4,050	0.00	0.00	0.00	4,050.00	0.00
Events Management	297,628	297,628	10,429.01	67,889.96	27,411.75	202,326.29	32.02
Performing Arts	151,610	151,610	5,047.66	7,445.42	17,999.14	126,165.44	16.78
TOTAL EXPENDITURES	1,191,401	1,191,401	28,209.71	133,011.46	111,167.27	947,222.27	20.50

115 E911 FUND

EXPENDITURE SUMMARY	ORIGINAL BUDGET	CURRENT BUDGET	MONTHLY EXPENDITURES	YEAR-TO-DATE EXPENDITURES	TOTAL ENCUMBERED	BUDGET REMAINING	% BUDGET EXPENDED
E911 Fund	41,600	41,600	21,839.43	28,202.23	3,164.00	10,233.77	75.40
TOTAL EXPENDITURES	41,600	41,600	21,839.43	28,202.23	3,164.00	10,233.77	75.40

200-Gross Revenue Fund

EXPENSE SUMMARY	ORIGINAL BUDGET	CURRENT BUDGET	MONTHLY EXPENSES	YEAR-TO-DATE EXPENSES	TOTAL ENCUMBERED	BUDGET REMAINING	% BUDGET EXPENDED
Public Works Admin	311,336	311,336	23,185.13	90,432.26	2,928.01	217,975.73	29.99
Water Service	1,748,201	1,748,201	119,035.00	525,618.05	182,636.83	1,039,946.12	40.51
Ground Maintenance	33,634	33,634	2,994.64	12,263.75	0.00	21,370.25	36.46
Vehicle Maintenance	66,733	66,733	3,130.38	17,080.41	0.00	49,652.59	25.60
Information Technology	381,806	381,806	20,535.24	129,512.93	107,393.99	144,899.08	62.05
Utility Billing	235,258	235,258	14,505.20	63,484.18	38,280.76	133,493.06	43.26
Wastewater Treatment	1,391,367	1,391,367	84,964.88	361,073.04	604,995.64	425,298.32	69.43
Lift Station Mtn	111,500	111,500	2,322.36	15,191.91	27,096.81	69,211.28	37.93
Wastewater Collection	830,356	830,356	59,139.96	204,112.55	16,656.71	609,586.74	26.59
GR General Expense	1,282,230	1,282,230	56,098.90	306,643.40	141,811.45	833,775.15	34.97
Debt Service	1,716,654	1,716,654	0.00	302,864.26	0.00	1,413,789.74	17.64
EPA Projects	50,000	50,000	6,615.00	19,747.50	30,252.50	0.00	100.00
Capital Improvements	5,829,490	5,829,490	189,859.22	296,814.47	708,282.61	4,824,392.92	17.24
CIP Expenditures	703,160	703,160	139,079.38	182,429.38	421,575.84	99,154.78	85.90
TOTAL EXPENDITURES	14,691,725	14,691,725	721,465.29	2,527,268.09	2,281,911.15	9,882,545.76	32.73

Departmental Expenditure/Expense Summary cont.

AS OF: October 31, 2021
% OF YEAR COMPLETED: 33.33

210-Solid Waste Fund

EXPENSE SUMMARY	ORIGINAL BUDGET	CURRENT BUDGET	MONTHLY EXPENSES	YEAR-TO-DATE EXPENSES	TOTAL ENCUMBERED	BUDGET REMAINING	% BUDGET EXPENDED
General Expense	387,970	387,970	23,800.48	111,037.12	60,342.38	216,590.50	44.17
Solid Waste Admin	214,600	214,600	11,302.14	44,752.61	3,224.88	166,622.51	22.36
Information Technology	94,498	94,498	6,617.04	27,132.81	29,596.94	37,768.25	60.03
Residential Garbage	339,078	339,078	15,604.87	78,357.92	5,557.09	255,162.99	24.75
Recycling	92,624	92,624	16,597.37	35,722.78	0.00	56,901.22	38.57
Commercial Garbage	326,923	326,923	38,799.08	143,328.78	105,340.41	78,253.81	76.06
Transfer Station	805,232	805,232	59,532.40	259,497.46	18,080.23	527,654.31	34.47
Ground Maintenance	70,968	70,968	2,994.65	12,263.69	0.00	58,704.31	17.28
Vehicle Maintenance	132,527	132,527	6,260.68	34,160.54	0.00	98,366.46	25.78
Debt Service	178,721	178,721	0.00	113,271.73	65,448.03	1.24	100.00
CIP - Expense	115,500	115,500	0.00	0.00	101,452.16	14,047.84	87.84
TOTAL EXPENDITURES	2,758,641	2,758,641	181,508.71	859,525.44	389,042.12	1,510,073.44	45.26

Line Item Expenditures/Expense

AS OF: October 31, 2021
% OF YEAR COMPLETED: 33.33

	ORIGINAL BUDGET	CURRENT BUDGET	MONTHLY EXP	YEAR TO DATE EXP	TOTAL ENCUMBERED	BUDGET REMAINING	% BUDGET EXPENDED
100-5-0110-51001 Salaries Regular	65,000	65,000	5,416.72	16,250.16	0.00	48,749.84	25.00
100-5-0110-51004 Fica	4,973	4,973	383.26	1,533.04	0.00	3,439.46	30.83
100-5-0110-51006 SC Retirement	11,414	11,414	937.21	3,640.50	0.00	7,773.50	31.90
100-5-0110-52009 Clothing	700	700	0.00	120.92	0.00	579.08	17.27
100-5-0110-52010 Travel And Training	8,850	8,850	397.40	3,146.38	0.00	5,703.62	35.55
100-5-0110-52012 Communications	0	0	0.00	0.00	0.00	0.00	0.00
100-5-0110-52015 Printing And Advertisi	1,000	1,000	123.87	218.87	90.00	691.13	30.89
100-5-0110-52016 Subscriptions and Dues	100	100	0.00	0.00	0.00	100.00	0.00
100-5-0110-52018 Special Contracts	31,500	31,500	0.00	0.00	31,500.00	0.00	100.00
100-5-0110-52020 Materials And Supplies	2,100	2,100	0.00	112.13	0.00	1,987.87	5.34
100-5-0110-52021 Unclassified Expense	3,200	3,200	584.38	981.93	0.00	2,218.07	30.69
100-5-0120-51001 Salaries Regular	186,202	186,202	14,173.60	55,726.93	0.00	130,475.07	29.93
100-5-0120-51003 Overtime	1,000	1,000	27.80	259.44	0.00	740.56	25.94
100-5-0120-51004 Fica	14,321	14,321	1,033.48	4,729.63	0.00	9,591.37	33.03
100-5-0120-51006 SC Retirement	32,873	32,873	2,351.25	10,431.20	0.00	22,441.80	31.73
100-5-0120-52009 Clothing	100	100	0.00	0.00	0.00	100.00	0.00
100-5-0120-52010 Travel And Training	5,050	5,050	455.12	1,221.11	0.00	3,828.89	24.18
100-5-0120-52011 Operation Motor Vehicl	900	900	40.90	107.99	0.00	792.01	12.00
100-5-0120-52012 Communications	250	250	5.90	35.87	0.00	214.13	14.35
100-5-0120-52015 Printing And Advertisi	1,400	1,400	714.66	714.66	0.00	685.34	51.05
100-5-0120-52016 Subscriptions And Dues	1,365	1,365	925.00	1,115.00	0.00	250.00	81.68
100-5-0120-52018 Special Contracts	0	0	0.00	0.00	0.00	0.00	0.00
100-5-0120-52019 Repairs And Maintenan	0	0	0.00	0.00	0.00	0.00	0.00
100-5-0120-52020 Materials And Supplies	1,800	1,800	0.00	603.36	190.00	1,006.64	44.08
100-5-0120-52021 Unclassified Expense	0	0	0.00	0.00	0.00	0.00	0.00
100-5-0120-53035 Capital Expense	0	0	0.00	0.00	0.00	0.00	0.00
100-5-0121-51001 Salaries Regular	85,725	85,725	8,142.06	22,208.10	0.00	63,516.90	25.91
100-5-0121-51003 Overtime	3,500	3,500	53.85	506.37	0.00	2,993.63	14.47
100-5-0121-51004 Fica	6,826	6,826	606.54	1,866.69	0.00	4,959.31	27.35
100-5-0121-51006 SC Retirement	15,668	15,668	833.19	3,592.35	0.00	12,075.65	22.93
100-5-0121-52009 Clothing	2,900	2,900	0.00	395.46	0.00	2,504.54	13.64
100-5-0121-52011 Operation Motor Vehicl	9,000	9,000	1,391.07	3,904.45	0.00	5,095.55	43.38
100-5-0121-52012 Communications	0	0	0.00	0.00	0.00	0.00	0.00
100-5-0121-52017 Maint & Service Contra	146,891	146,891	14,092.15	56,368.60	90,521.83	0.57	100.00
100-5-0121-52018 Special Contracts	20,000	20,000	0.00	0.00	0.00	20,000.00	0.00
100-5-0121-52019 Repairs And Maintenan	4,250	4,250	0.00	0.00	0.00	4,250.00	0.00
100-5-0121-52020 Materials And Supplies	14,500	14,500	234.07	2,618.89	917.57	10,963.54	24.39
100-5-0121-52042 Cemetery Internment	6,000	6,000	260.00	805.00	5,195.00	0.00	100.00
100-5-0122-51001 Salaries Regular	166,615	166,615	12,712.16	50,065.09	0.00	116,549.91	30.05
100-5-0122-51002 Salaries Special	8,700	8,700	0.00	2,918.13	0.00	5,781.87	33.54
100-5-0122-51003 Overtime	1,500	1,500	0.00	315.25	0.00	1,184.75	21.02
100-5-0122-51004 Fica	13,526	13,526	918.68	4,436.62	0.00	9,089.38	32.80
100-5-0122-51006 SC Retirement	31,049	31,049	2,105.12	9,049.47	0.00	21,999.53	29.15
100-5-0122-52009 Clothing	500	500	0.00	100.00	0.00	400.00	20.00
100-5-0122-52010 Travel And Training	4,450	4,450	185.00	185.00	0.00	4,265.00	4.16
100-5-0122-52011 Operation Motor Vehicl	2,000	2,000	133.12	456.60	0.00	1,543.40	22.83
100-5-0122-52012 Communications	500	500	49.38	166.67	0.00	333.33	33.33
100-5-0122-52015 Printing And Advertisi	6,500	6,500	655.47	1,752.07	5,503.64	755.71	111.63
100-5-0122-52016 Subscriptions And Dues	1,000	1,000	0.00	0.00	0.00	1,000.00	0.00
100-5-0122-52017 Maint. & Serv. Contrac	0	0	0.00	0.00	0.00	0.00	0.00
100-5-0122-52018 Special Contracts	1,530	1,530	89.00	415.00	260.00	855.00	44.12
100-5-0122-52020 Materials And Supplies	3,500	3,500	964.56	1,047.56	567.49	1,884.95	46.14
100-5-0122-52021 Unclassified Expense	820	820	0.00	94.36	0.00	725.64	11.51
100-5-0122-52027 Educational Benefits	4,000	4,000	0.00	2,000.00	0.00	2,000.00	50.00
100-5-0122-52028 Prisoners Medical Expe	0	0	0.00	0.00	0.00	0.00	0.00
100-5-0130-51001 Salaries Regular	172,473	172,473	7,604.00	30,088.19	0.00	142,384.31	17.45
100-5-0130-51003 Overtime	1,500	1,500	0.00	0.00	0.00	1,500.00	0.00
100-5-0130-51004 Fica	13,309	13,309	559.52	2,532.43	0.00	10,776.47	19.03
100-5-0130-51006 SC Retirement	30,550	30,550	1,259.22	6,150.23	0.00	24,399.37	20.13
100-5-0130-52009 Clothing	300	300	0.00	168.48	0.00	131.52	56.16
100-5-0130-52010 Travel And Training	3,000	3,000	0.00	0.00	0.00	3,000.00	0.00

100-5-0130-52012	Communications	1,200	1,200	98.12	347.84	0.00	852.16	28.99
100-5-0130-52015	Printing And Advertisi	2,500	2,500	720.14	2,590.36	224.88 (315.24)	112.61
100-5-0130-52016	Subscriptions And Dues	955	955	0.00	190.00	0.00	765.00	19.90
100-5-0130-52018	Special Contracts	11,960	11,960	0.00	0.00	11,000.00	960.00	91.97
100-5-0130-52020	Materials And Supplies	5,750	5,750	137.15	485.28	317.22	4,947.50	13.96
100-5-0130-52021	Unclassified Expense	500	500	5.39	5.39	0.00	494.61	1.08
100-5-0135-51001	Salaries Regular	70,093	70,093	5,377.00	21,417.37	0.00	48,675.13	30.56
100-5-0135-51003	Overtime	3,000	3,000	64.82	450.43	0.00	2,549.57	15.01
100-5-0135-51004	Fica	5,592	5,592	381.06	1,792.56	0.00	3,799.44	32.06
100-5-0135-51006	SC Retirement	12,835	12,835	921.85	4,104.88	0.00	8,730.12	31.98
100-5-0135-52009	Clothing	1,050	1,050	85.03	85.03	0.00	964.97	8.10
100-5-0135-52010	Travel And Training	5,100	5,100	0.00	2,566.80	0.00	2,533.20	50.33
100-5-0135-52011	Operation Motor Vehicl	7,000	7,000	186.68	779.09	0.00	6,220.91	11.13
100-5-0135-52012	Communications	500	500	0.00	5.98	0.00	494.02	1.20
100-5-0135-52015	Printing and Advertisi	1,800	1,800	0.00	0.00	0.00	1,800.00	0.00
100-5-0135-52016	Subscriptions and Dues	1,700	1,700	214.92	410.81	0.00	1,289.19	24.17
100-5-0135-52017	Maint. & Serv. Contrac	503,950	498,950	73,928.96	213,341.65	236,668.10	48,940.25	90.19
100-5-0135-52018	Special Contracts	25,500	25,500	0.00	0.00	11,500.00	14,000.00	45.10
100-5-0135-52020	Materials and Supplies	11,500	11,500	0.00	919.11	712.30	9,868.59	14.19
100-5-0135-52021	Unclassified Expenses	0	0	48.60	280.48	0.00 (280.48)	0.00
100-5-0135-52034	Data Processing	7,000	7,000	0.00	3,831.42	2,650.00	518.58	92.59
100-5-0135-52046	Non Capital - IT	72,000	77,000	259.20	259.20	27,112.00	49,628.80	35.55
100-5-0140-51001	Salaries Regular	7,800	7,800	1,387.50	8,943.00	0.00 (1,143.00)	114.65
100-5-0140-51004	Fica	597	597	106.15	737.30	0.00 (140.30)	123.50
100-5-0140-51006	SC Retirement	1,370	1,370	546.48	1,529.42	0.00 (159.42)	111.64
100-5-0140-52010	Travel And Training	150	150	0.00	0.00	0.00	150.00	0.00
100-5-0140-52016	Subscriptions And Dues	100	100	0.00	0.00	0.00	100.00	0.00
100-5-0140-52018	Special Contracts	6,000	6,000	0.00	120.00	2,880.00	3,000.00	50.00
100-5-0150-51007	GASB 45 Contribution	50,000	50,000	0.00	0.00	0.00	50,000.00	0.00
100-5-0150-51008	Insurance	656,200	656,200	51,116.36	249,315.81	0.00	406,884.19	37.99
100-5-0150-51009	Unemployment Insurance	2,000	2,000	0.00	0.00	0.00	2,000.00	0.00
100-5-0150-51122	Fringe Benefits & Test	50,525	50,525	1,869.00	5,608.60	27,545.00	17,371.40	65.62
100-5-0150-52012	Communications	750	750	0.00	0.00	0.00	750.00	0.00
100-5-0150-52013	Electricity	23,000	23,000	1,823.35	7,902.32	0.00	15,097.68	34.36
100-5-0150-52014	Fuel for Heating/Water	35,000	35,000	3,721.63	12,571.21	0.00	22,428.79	35.92
100-5-0150-52015	Printing And Advertisi	0	0	0.00	0.00	0.00	0.00	0.00
100-5-0150-52016	Subscriptions and Dues	4,950	4,950	242.51	1,414.51	4,100.00 (564.51)	111.40
100-5-0150-52017	Maint. & Serv. Contrac	93,670	93,670	7,964.31	33,074.78	42,730.71	17,864.51	80.93
100-5-0150-52018	Special Contracts	89,500	89,500	18,232.50	26,552.99	59,582.01	3,365.00	96.24
100-5-0150-52019	Repairs And Maintenanc	59,750	59,750	501.30	8,447.66	10,637.42	40,664.92	31.94
100-5-0150-52020	Materials And Supplies	500	500	0.00	473.61	0.00	26.39	94.72
100-5-0150-52021	Unclassified Expense	800	800	0.00	0.00	0.00	800.00	0.00
100-5-0150-52023	Sales & Use Tax	0	0	0.00	0.00	0.00	0.00	0.00
100-5-0150-52025	Bank Charges /Late Fee	10,000	10,000	868.56	3,703.07	0.00	6,296.93	37.03
100-5-0150-52026	Credit/Debit Charges	5,000	5,000	465.55	3,073.53	0.00	1,926.47	61.47
100-5-0150-52029	Transfer to Other Fund	0	0	0.00	0.00	0.00	0.00	0.00
100-5-0150-52030	Special Proj - Springs	3,375	3,375	0.00	0.00	3,375.00	0.00	100.00
100-5-0150-52035	SCMIT & SMIRF	370,100	370,100	34,663.50	187,316.69	182,797.27 (13.96)	100.00
100-5-0150-52045	Jci Service Payment	3,731	3,731	0.00	1,484.52	2,246.48	0.00	100.00
100-5-0150-52052	Downtown Reserve-Duke	0	0	0.00	0.00	0.00	0.00	0.00
100-5-0150-52053	Gf Reserve Appropriati	0	0	0.00	0.00	0.00	0.00	0.00
100-5-0150-53029	Claims Fund	1,700	1,700	0.00	0.00	0.00	1,700.00	0.00
100-5-0150-53035	Capital Expense	0	0	0.00	0.00	0.00	0.00	0.00
100-5-0162-51001	Salaries Regular	0	0	0.00	0.00	0.00	0.00	0.00
100-5-0162-51003	Overtime	0	0	0.00	0.00	0.00	0.00	0.00
100-5-0162-51004	Fica	0	0	0.00	0.00	0.00	0.00	0.00
100-5-0162-51006	SC Retirement	0	0	0.00	0.00	0.00	0.00	0.00
100-5-0162-52010	Travel and Training	1,000	1,000	0.00	276.56	0.00	723.44	27.66
100-5-0162-52012	Communications	130	130	0.00	0.00	0.00	130.00	0.00
100-5-0162-52015	Printing and Advertisi	11,050	11,050	29.16	116.64	0.00	10,933.36	1.06
100-5-0162-52016	Subscriptions and Dues	150	150	0.00	0.00	0.00	150.00	0.00
100-5-0162-52018	Special Contracts	0	0	0.00	0.00	0.00	0.00	0.00
100-5-0162-52020	Materials and Supplies	2,000	2,000	0.00	0.00	0.00	2,000.00	0.00
100-5-0162-52021	Unclassified Expense	0	0	0.00	0.00	0.00	0.00	0.00
100-5-0162-52030	Spec Proj - Events	15,000	15,000	0.00	0.00	0.00	15,000.00	0.00
100-5-0210-51001	Salaries Regular	2,315,052	2,315,052	137,612.81	537,391.16	0.00	1,777,660.84	23.21
100-5-0210-51002	Salaries Special	30,000	30,000	6,876.00	8,476.58	0.00	21,523.42	28.26
100-5-0210-51003	Overtime	100,000	100,000	11,679.50	42,709.68	0.00	57,290.32	42.71
100-5-0210-51004	Fica	187,047	187,047	11,432.28	49,476.40	0.00	137,570.60	26.45
100-5-0210-51006	SC Retirement	462,686	462,686	29,010.79	121,298.52	0.00	341,387.48	26.22
100-5-0210-51122	Fringe Benefits & Test	4,500	4,500	265.00	1,010.00	3,935.00 (445.00)	109.89
100-5-0210-52009	Clothing	64,000	64,000	6,559.66	18,411.94	26,431.75	19,156.31	70.07
100-5-0210-52010	Travel And Training	42,365	42,365	6,687.28	10,979.08	3,016.06	28,369.86	33.03
100-5-0210-52011	Operation Motor Vehicl	127,000	127,000	10,033.26	43,991.54	9,431.28	73,577.18	42.07
100-5-0210-52012	Communications	7,000	7,000	264.44	364.94	0.00	6,635.06	5.21
100-5-0210-52013	Electricity	0	0	2,310.20	10,126.50	0.00 (10,126.50)	0.00
100-5-0210-52014	Fuel for Heating/Water	0	0	37.84	112.08	0.00 (112.08)	0.00
100-5-0210-52015	Printing And Advertisi	4,100	4,100	948.70	948.70	0.00	3,151.30	23.14
100-5-0210-52016	Subscriptions And Dues	18,725	18,725	0.00	3,358.00	14,000.00	1,367.00	92.70
100-5-0210-52018	Special Contracts	79,780	79,780	16.11	7,602.58	5,397.42	66,780.00	16.29
100-5-0210-52019	Repairs And Maintenanc	12,000	12,000	165.60	1,150.30	0.00	10,849.70	9.59
100-5-0210-52020	Materials And Supplies	44,610	44,610	617.98	11,338.22	4,555.76	28,716.02	35.63
100-5-0210-52021	Unclassified Expense	5,500	5,500	109.22	794.99	0.00	4,705.01	14.45
100-5-0210-52022	Seized/Forfeitur Drug	25,000	25,000	0.00	0.00	0.00	25,000.00	0.00
100-5-0210-53035	Capital Expense	18,000	18,000	0.00	0.00	0.00	18,000.00	0.00
100-5-0211-51001	Salaries Regular	18,799	18,799	1,446.08	5,802.33	0.00	12,996.67	30.87
100-5-0211-51003	Overtime	0	0	0.00	0.00	0.00	0.00	0.00
100-5-0211-51004	Fica	1,438	1,438	107.41	495.09	0.00	942.91	34.43
100-5-0211-51006	SC Retirement	3,301	3,301	254.06	1,084.33	0.00	2,216.67	32.85
100-5-0211-52009	Clothing	0	0	0.00	0.00	0.00	0.00	0.00
100-5-0211-52010	Travel And Training	1,000	1,000	0.00	0.00	0.00	1,000.00	0.00
100-5-0211-52011	Operation Motor Vehicl	1,500	1,500	0.00	0.00	0.00	1,500.00	0.00
100-5-0211-52012	Communications	300	300	0.53	7.89	0.00	292.11	2.63
100-5-0211-52015	Printing And Advertisi	500	500	0.00	0.00	0.00	500.00	0.00
100-5-0211-52016	Subscriptions And Dues	200	200	0.00	0.00	0.00	200.00	0.00
100-5-0211-52017	Maint. & Serv. Contrac	400	400	0.00	0.00	0.00	400.00	0.00
100-5-0211-52020	Materials And Supplies	300	300	0.00	0.00	0.00	300.00	0.00
100-5-0211-52021	Unclassified Expense	0	0	0.00	0.00	0.00	0.00	0.00
100-5-0220-51001	Salaries Regular	250,941	250,941	17,507.89	71,569.03	0.00	179,371.97	28.52
100-5-0220-51003	Overtime	8,000	8,000	224.98	1,167.55	0.00	6,832.45	14.59
100-5-0220-51004	Fica	19,809	19,809	1,322.42	6,234.00	0.00	13,575.00	31.47
100-5-0220-51006	SC Retirement	45,470	45,470	3,462.56	13,542.59	0.00	31,927.41	29.78
100-5-0220-52009	Clothing	600	600	0.00	0.00	0.00	600.00	0.00

100-5-0220-52010	Travel And Training	5,000	5,000	0.00	791.58	0.00	4,208.42	15.83
100-5-0220-52012	Communications	2,000	2,000	274.12	1,081.84	0.00	918.16	54.09
100-5-0220-52015	Printing And Advertisi	1,500	1,500	502.86	502.86	0.00	997.14	33.52
100-5-0220-52016	Subscriptions And Dues	1,500	1,500	350.00	350.00	0.00	1,150.00	23.33
100-5-0220-52018	Special Contracts	10,000	10,000	0.00	1,730.00	4,500.00	3,770.00	62.30
100-5-0220-52019	Repairs And Maintenanc	400	400	0.00	0.00	0.00	400.00	0.00
100-5-0220-52020	Materials And Supplies	4,500	4,500	304.75	1,818.57	46.87	2,634.56	41.45
100-5-0220-52021	Unclassified Expense	500	500	0.00	175.99	0.00	324.01	35.20
100-5-0220-52037	State Assessments	52,200	52,200	6,379.14	25,904.28	0.00	26,295.72	49.63
100-5-0230-51001	Salaries Regular	1,406,784	1,406,784	103,356.67	423,650.08	0.00	983,133.92	30.11
100-5-0230-51002	Salaries Special	9,000	9,000	0.00	143.00	0.00	8,857.00	1.59
100-5-0230-51003	Overtime	3,500	3,500	0.00	0.00	0.00	3,500.00	0.00
100-5-0230-51004	Fica	108,575	108,575	7,623.70	36,215.01	0.00	72,359.99	33.35
100-5-0230-51006	SC Retirement	273,070	273,070	20,558.72	92,702.76	0.00	180,367.24	33.95
100-5-0230-51122	Fringe Benefits & Test	8,600	8,600	0.00	0.00	8,600.00	0.00	100.00
100-5-0230-52009	Clothing	34,630	34,630	2,765.88	4,218.83	5,183.37	25,227.80	27.15
100-5-0230-52010	Travel And Training	24,300	24,300	7,456.28	12,263.47	1,250.48	10,786.05	55.61
100-5-0230-52011	Operation Motor Vehicl	45,000	45,000	3,611.03	16,232.58	1,481.60	27,285.82	39.36
100-5-0230-52012	Communications	250	250	0.00	3.81	0.00	246.19	1.52
100-5-0230-52013	Electricity	750	750	34.59	136.18	0.00	613.82	18.16
100-5-0230-52014	Fuel for Heating/Water	750	750	0.00	0.00	0.00	750.00	0.00
100-5-0230-52015	Printing And Advertisi	2,700	2,700	204.82	431.25	0.00	2,268.75	15.97
100-5-0230-52016	Subscriptions And Dues	6,100	6,100	2,814.91	2,930.89	0.00	3,169.11	48.05
100-5-0230-52018	Special Contracts	2,750	2,750	0.00	0.00	0.00	2,750.00	0.00
100-5-0230-52019	Repairs And Maintenanc	2,800	2,800	0.00	0.00	146.31	2,653.69	5.23
100-5-0230-52020	Materials And Supplies	40,350	40,350	1,056.71	5,788.27	435.01	34,126.72	15.42
100-5-0230-52021	Unclassified Expense	2,200	2,200	0.00	678.98	0.00	1,521.02	30.86
100-5-0230-53035	Capital Expense	75,000	75,000	0.00	0.00	74,358.00	642.00	99.14
100-5-0320-51001	Salaries Regular	161,634	161,634	9,827.56	44,272.64	0.00	117,361.36	27.39
100-5-0320-51003	Overtime	4,000	4,000	107.56	247.92	0.00	3,752.08	6.20
100-5-0320-51004	Fica	12,671	12,671	712.26	3,727.25	0.00	8,943.75	29.42
100-5-0320-51006	SC Retirement	29,085	29,085	1,977.38	8,729.32	0.00	20,355.68	30.01
100-5-0320-52009	Clothing	3,400	3,400	37.44	1,182.75	0.00	2,217.25	34.79
100-5-0320-52010	Travel And Training	0	0	0.00	0.00	0.00	0.00	0.00
100-5-0320-52011	Operation Motor Vehicl	46,500	46,500	1,791.81	16,469.18	143.21	29,887.61	35.73
100-5-0320-52012	Communications	0	0	0.00	0.00	0.00	0.00	0.00
100-5-0320-52015	Printing And Advertisi	500	500	0.00	0.00	0.00	500.00	0.00
100-5-0320-52016	Subscriptions And Dues	0	0	0.00	0.00	0.00	0.00	0.00
100-5-0320-52018	Special Contracts	39,000	39,000	538.92	10,655.11	500.00	27,844.89	28.60
100-5-0320-52019	Repairs And Maintenanc	0	0	0.00	0.00	0.00	0.00	0.00
100-5-0320-52020	Materials And Supplies	24,000	24,000	1,019.49	4,528.06	154.75	19,317.19	19.51
100-5-0320-52021	Unclassified Expense	500	500	0.00	91.89	0.00	408.11	18.38
100-5-0320-52038	Street Lights	300,000	300,000	23,249.18	87,598.35	0.00	212,401.65	29.20
100-5-0320-52042	Cemetery Internment	0	0	0.00	0.00	0.00	0.00	0.00
100-5-0320-53035	Capital Expense	0	0	0.00	0.00	0.00	0.00	0.00
100-5-0330-51001	Salaries Regular	51,797	51,797	4,678.50	16,069.55	0.00	35,727.45	31.02
100-5-0330-51003	Overtime	2,000	2,000	599.62	1,332.86	0.00	667.14	66.64
100-5-0330-51004	Fica	4,115	4,115	383.25	1,445.80	0.00	2,669.20	35.13
100-5-0330-51006	SC Retirement	9,447	9,447	780.24	2,903.26	0.00	6,543.74	30.73
100-5-0330-52009	Clothing	3,500	3,500	100.00	759.26	0.00	2,740.74	21.69
100-5-0330-52010	Travel And Training	2,000	2,000	0.00	0.00	0.00	2,000.00	0.00
100-5-0330-52011	Operation Motor Vehicl	12,000	12,000	789.72	1,919.85	0.00	10,080.15	16.00
100-5-0330-52012	Communications	0	0	0.00	0.00	0.00	0.00	0.00
100-5-0330-52013	Electricity	7,200	7,200	545.18	2,205.46	0.00	4,994.54	30.63
100-5-0330-52014	Fuel for Heating/Water	5,500	5,500	14.46	41.94	0.00	5,458.06	0.76
100-5-0330-52016	Subscriptions And Dues	500	500	0.00	0.00	0.00	500.00	0.00
100-5-0330-52017	Maint & Svc Contracts	4,600	4,600	0.00	136.89	0.00	4,463.11	2.98
100-5-0330-52018	Special Contracts	0	0	0.00	0.00	0.00	0.00	0.00
100-5-0330-52019	Repairs And Maintenanc	0	0	0.00	0.00	0.00	0.00	0.00
100-5-0330-52020	Materials And Supplies	13,100	13,100	54.02	1,984.69	0.00	11,115.31	15.15
100-5-0330-52021	Unclassified Expense	500	500	0.00	0.00	0.00	500.00	0.00
100-5-0330-53035	Capital Expense	0	0	0.00	0.00	0.00	0.00	0.00
100-5-0410-51001	Salaries Regular	187,110	187,110	13,685.18	55,130.42	0.00	131,979.58	29.46
100-5-0410-51003	Overtime	1,000	1,000	0.00	49.66	0.00	950.34	4.97
100-5-0410-51004	Fica	14,390	14,390	977.71	4,587.83	0.00	9,802.17	31.88
100-5-0410-51006	SC Retirement	33,032	33,032	2,342.43	10,300.78	0.00	22,731.22	31.18
100-5-0410-52009	Clothing	900	900	0.00	455.76	0.00	444.24	50.64
100-5-0410-52010	Travel And Training	4,000	4,000	370.24	1,195.24	0.00	2,804.76	29.88
100-5-0410-52011	Operation Motor Vehicl	6,000	6,000	209.08	1,279.58	0.00	4,720.42	21.33
100-5-0410-52012	Communications	5,500	5,500	163.05	548.39	0.00	4,951.61	9.97
100-5-0410-52015	Printing And Advertisi	5,300	5,300	992.30	1,218.62	100.16	3,981.22	24.88
100-5-0410-52016	Subscriptions And Dues	938	938	0.00	449.00	0.00	489.00	47.87
100-5-0410-52018	Special Contracts	50,000	50,000	3,821.25	7,190.25	12,213.75	30,596.00	38.81
100-5-0410-52019	Repairs And Maintenanc	1,000	1,000	0.00	0.00	0.00	1,000.00	0.00
100-5-0410-52020	Materials And Supplies	3,600	3,600	74.77	153.60	30.87	3,415.53	5.12
100-5-0410-52021	Unclassified Expense	1,400	1,400	67.02	268.38	0.00	1,131.62	19.17
100-5-0510-52017	Maint & Service Contra	42,200	42,200	5,806.12	23,224.48	46,448.95 (27,473.43)	165.10
100-5-0510-52018	Special Contracts	70,000	70,000	0.00	15,737.64	2,500.00	51,762.36	26.05
100-5-0510-52019	Repairs And Maintenanc	60,000	60,000	0.00	194.59	0.00	59,805.41	0.32
100-5-0510-53035	Capital Expenses	12,000	12,000	0.00	0.00	0.00	12,000.00	0.00
100-5-0510-53038	Contingency	0	0	0.00	0.00	0.00	0.00	0.00
100-5-0610-52018	Special Contracts	13,000	13,000	0.00	0.00	0.00	13,000.00	0.00
100-5-0610-52030	Facade Grants	25,000	25,000	1,600.00	1,600.00	0.00	23,400.00	6.40
100-5-0610-52044	Special Grant Exp	0	0	0.00	0.00	0.00	0.00	0.00
100-5-0610-52050	Econ Development Incen	0	0	0.00	0.00	0.00	0.00	0.00
100-5-0900-54092	Interest Expense	50	50	0.00	50.04	0.00 (0.04)	100.08
100-5-0900-57093	Johnson Controls 0506	5,010	5,010	0.00	5,007.81	0.00	2.19	99.96
100-5-0900-57102	2016 First Citizens Le	0	0	0.00	0.00	0.00	0.00	0.00
100-5-0910-53100	Capital Outlay - Cash	2,787,500	2,787,500	80,409.31	1,776,709.60	198,004.44	812,785.96	70.84
100-5-0910-53110	Capital Outlay - Lease	0	0	0.00	0.00	0.00	0.00	0.00
110-5-1100-51008	Insurance	14,500	14,500	422.72	1,690.88	0.00	12,809.12	11.66
110-5-1100-51122	Fringe Benefits & Test	900	900	0.00	0.00	0.00	900.00	0.00
110-5-1100-52002	Hospitality Grants	165,000	165,000	0.00	0.00	5,375.00	159,625.00	3.26
110-5-1100-52010	Travel And Training	0	0	0.00	0.00	0.00	0.00	0.00
110-5-1100-52012	Communications	0	0	0.00	0.00	0.00	0.00	0.00
110-5-1100-52013	Electricity	0	0	72.98	332.93	0.00 (332.93)	0.00
110-5-1100-52015	Printing And Advertisi	6,000	6,000	0.00	660.00	0.00	5,340.00	11.00
110-5-1100-52016	Subscriptions and Dues	5,525	5,525	126.95	126.95	0.00	5,398.05	2.30
110-5-1100-52017	Maint & Service Contra	1,240	1,240	2,134.58	9,273.32	17,576.63 (25,609.95)	2,165.32
110-5-1100-52018	Special Contracts	142,500	137,500	0.00	1,800.00	15,700.00	120,000.00	12.73
110-5-1100-52019	Repairs And Maintenanc	15,000	15,000	0.00	10,648.37	1,476.00	2,875.63	80.83
110-5-1100-52020	Materials And Supplies	73,350	78,350	26.03	3,448.75	20,628.75	54,272.50	30.73
110-5-1100-52021	Unclassified Expense	0	0	0.00	0.00	0.00	0.00	0.00

110-5-1100-52023	Sales & Use Tax	0	0	0.00	0.00	0.00	0.00	0.00
110-5-1100-52025	Bank Charges/Late Fees	0	0	0.00	0.00	0.00	0.00	0.00
110-5-1100-52026	Credit/Debit Charges	0	0	145.37	507.55	0.00	(507.55)	0.00
110-5-1100-52030	Special Projects	275,100	275,100	6,951.55	17,651.55	5,000.00	252,448.45	8.23
110-5-1100-53035	Capital Expense	0	0	0.00	0.00	0.00	0.00	0.00
110-5-1135-51001	Salaires Regular	30,146	30,146	2,304.20	9,055.52	0.00	21,090.48	30.04
110-5-1135-51003	Overtime	1,000	1,000	0.00	41.67	0.00	958.33	4.17
110-5-1135-51004	Fica	2,383	2,383	165.88	755.71	0.00	1,627.29	31.71
110-5-1135-51006	SC Retirement	5,469	5,469	382.78	1,682.88	0.00	3,786.12	30.77
110-5-1162-51001	Salaries Regular	0	0	0.00	0.00	0.00	0.00	0.00
110-5-1162-51003	Overtime	0	0	0.00	0.00	0.00	0.00	0.00
110-5-1162-51004	Fica	0	0	0.00	0.00	0.00	0.00	0.00
110-5-1162-51006	SC Retirement	0	0	0.00	0.00	0.00	0.00	0.00
110-5-1162-52009	Clothing	0	0	0.00	0.00	0.00	0.00	0.00
110-5-1162-52016	Subscription & Dues	300	300	0.00	0.00	0.00	300.00	0.00
110-5-1162-52018	Special Contracts	2,500	2,500	0.00	0.00	0.00	2,500.00	0.00
110-5-1162-52020	Materials & Supplies	1,250	1,250	0.00	0.00	0.00	1,250.00	0.00
110-5-1163-51001	Salaries Regular	47,109	47,109	3,606.40	14,173.16	0.00	32,935.84	30.09
110-5-1163-51002	City Events Staff	20,000	20,000	375.00	862.50	0.00	19,137.50	4.31
110-5-1163-51003	Overtime	3,000	3,000	473.34	1,039.66	0.00	1,960.34	34.66
110-5-1163-51004	Fica	5,363	5,363	304.12	1,335.82	0.00	4,027.18	24.91
110-5-1163-51006	SC Retirement	12,311	12,311	657.41	2,881.14	0.00	9,429.86	23.40
110-5-1163-52009	Clothing	600	600	0.00	0.00	0.00	600.00	0.00
110-5-1163-52010	Travel and Training	500	500	0.00	138.23	0.00	361.77	27.65
110-5-1163-52011	Operation Motor Vehicl	900	900	0.00	0.00	0.00	900.00	0.00
110-5-1163-52012	Communications	1,480	1,480	1.26	1.26	0.00	1,478.74	0.09
110-5-1163-52015	Printing and Advertisi	44,000	44,000	2,025.05	4,198.05	23,918.05	15,883.90	63.90
110-5-1163-52016	Subscriptions and Dues	365	365	0.00	0.00	0.00	365.00	0.00
110-5-1163-52018	Special Contracts	0	0	0.00	0.00	0.00	0.00	0.00
110-5-1163-52020	Materials and Supplies	3,000	3,000	0.00	0.00	245.16	2,754.84	8.17
110-5-1163-52021	Unclassified Expense	0	0	0.00	0.00	0.00	0.00	0.00
110-5-1163-52030	Special Projects - Eve	91,000	91,000	2,986.43	43,260.14	3,248.54	44,491.32	51.11
110-5-1163-52032	Special Proj - Red Ros	68,000	68,000	0.00	0.00	0.00	68,000.00	0.00
110-5-1164-51001	Salaries Regular	5,000	5,000	0.00	0.00	0.00	5,000.00	0.00
110-5-1164-51003	Overtime	0	0	0.00	0.00	0.00	0.00	0.00
110-5-1164-51004	Fica	383	383	0.00	0.00	0.00	383.00	0.00
110-5-1164-51006	SC Retirement	877	877	0.00	0.00	0.00	877.00	0.00
110-5-1164-52009	Clothing	0	0	0.00	0.00	0.00	0.00	0.00
110-5-1164-52010	Travel and Training	0	0	0.00	0.00	0.00	0.00	0.00
110-5-1164-52012	Communications	1,200	1,200	0.00	0.00	0.00	1,200.00	0.00
110-5-1164-52015	Printing and Advertisi	24,000	24,000	0.00	525.00	6,192.00	17,283.00	27.99
110-5-1164-52016	Subscriptions and Dues	0	0	0.00	0.00	0.00	0.00	0.00
110-5-1164-52018	Special Contracts	103,400	103,400	4,385.17	6,233.17	5,120.00	92,046.83	10.98
110-5-1164-52020	Materials and Supplies	10,000	10,000	624.39	624.39	0.00	9,375.61	6.24
110-5-1164-52021	Unclassified Expense	0	0	0.00	0.00	0.00	0.00	0.00
110-5-1164-52040	Admissions Tax	6,750	6,750	38.10	62.86	6,687.14	0.00	100.00
115-5-0911-52017	Maint. & Serv. Contrac	31,600	31,600	21,839.43	28,202.23	3,164.00	233.77	99.26
115-5-0911-52020	Materials and Supplies	10,000	10,000	0.00	0.00	0.00	10,000.00	0.00
121-5-0420-52025	Bank Charges	0	0	0.00	0.00	0.00	0.00	0.00
121-5-0420-53050	Administration	0	0	0.00	0.00	0.00	0.00	0.00
121-5-0420-58080	Bad Debt	0	0	0.00	0.00	0.00	0.00	0.00
130-5-5000-52020	Materials And Supplies	0	0	0.00	260.76	0.00	(260.76)	0.00
130-5-5000-52025	Bank Charges	0	0	0.00	0.00	0.00	0.00	0.00
200-5-1201-51001	Salaries Regular	171,056	171,056	12,913.12	50,748.56	0.00	120,307.44	29.67
200-5-1201-51003	Overtime	1,000	1,000	0.00	0.00	0.00	1,000.00	0.00
200-5-1201-51004	Fica	13,162	13,162	942.13	4,170.04	0.00	8,991.96	31.68
200-5-1201-51006	SC Retirement	30,213	30,213	2,152.83	9,127.44	0.00	21,085.56	30.21
200-5-1201-52009	Clothing	200	200	0.00	231.75	0.00	(31.75)	115.88
200-5-1201-52010	Travel And Training	1,250	1,250	385.00	710.00	0.00	540.00	56.80
200-5-1201-52011	Operation Motor Vehicl	2,200	2,200	130.44	624.25	357.50	1,218.25	44.63
200-5-1201-52012	Communications	10,000	10,000	425.10	3,488.87	2,520.51	3,990.62	60.09
200-5-1201-52013	Electricity	72,500	72,500	4,527.99	18,698.68	0.00	53,801.32	25.79
200-5-1201-52014	Fuel for Heating/Water	0	0	0.00	0.00	0.00	0.00	0.00
200-5-1201-52015	Printing And Advertisi	2,100	2,100	496.11	496.11	50.00	1,553.89	26.01
200-5-1201-52016	Subscriptions And Dues	2,905	2,905	0.00	0.00	0.00	2,905.00	0.00
200-5-1201-52018	Special Contracts	0	0	0.00	0.00	0.00	0.00	0.00
200-5-1201-52019	Repairs And Maintenanc	0	0	0.00	0.00	0.00	0.00	0.00
200-5-1201-52020	Materials And Supplies	4,250	4,250	1,187.25	1,705.96	0.00	2,544.04	40.14
200-5-1201-52021	Unclassified Expense	500	500	25.16	430.60	0.00	69.40	86.12
200-5-1201-52030	Special Projects	0	0	0.00	0.00	0.00	0.00	0.00
200-5-1201-54097	Pension Expense	0	0	0.00	0.00	0.00	0.00	0.00
200-5-1201-54098	OPEB Expense	0	0	0.00	0.00	0.00	0.00	0.00
200-5-1220-51001	Salaries Regular	381,236	381,236	28,073.38	103,138.20	0.00	278,097.80	27.05
200-5-1220-51003	Overtime	1,500	1,500	395.13	2,984.49	0.00	(1,484.49)	198.97
200-5-1220-51004	Fica	29,279	29,279	2,031.63	8,742.40	0.00	20,536.60	29.86
200-5-1220-51006	SC Retirement	67,209	67,209	4,675.68	19,229.90	0.00	47,979.10	28.61
200-5-1220-52009	Clothing	9,800	9,800	310.09	2,444.90	130.24	7,224.86	26.28
200-5-1220-52010	Travel And Training	10,500	10,500	721.00	2,673.50	0.00	7,826.50	25.46
200-5-1220-52011	Operation Motor Vehicl	53,400	53,400	5,192.48	19,840.43	628.37	32,931.20	38.33
200-5-1220-52012	Communications	300	300	0.00	0.00	0.00	300.00	0.00
200-5-1220-52015	Printing And Advertisi	300	300	0.00	0.00	0.00	300.00	0.00
200-5-1220-52016	Subscriptions And Dues	1,100	1,100	0.00	249.00	0.00	851.00	22.64
200-5-1220-52017	Maint & Service Contra	93,500	93,500	0.00	35,086.20	54,718.80	3,695.00	96.05
200-5-1220-52018	Special Contracts	44,500	44,500	2,749.16	7,736.40	5,460.19	31,303.41	29.66
200-5-1220-52020	Materials And Supplies	296,424	296,424	14,211.20	75,073.34	121,699.23	99,651.43	66.38
200-5-1220-52021	Unclassified Expense	2,000	2,000	0.00	67.40	0.00	1,932.60	3.37
200-5-1220-52026	W/S District Payments	707,153	707,153	60,675.25	248,351.89	0.00	458,801.11	35.12
200-5-1220-53035	Capital Expense	0	0	0.00	0.00	0.00	0.00	0.00
200-5-1220-53037	Utility Line Rep/Repl	50,000	50,000	0.00	0.00	0.00	50,000.00	0.00
200-5-1220-54097	Pension Expense	0	0	0.00	0.00	0.00	0.00	0.00
200-5-1220-54098	OPEB Expense	0	0	0.00	0.00	0.00	0.00	0.00
200-5-1221-51001	Salaries Regular	25,112	25,112	2,378.21	9,411.36	0.00	15,700.64	37.48
200-5-1221-51003	Overtime	1,750	1,750	26.93	253.23	0.00	1,496.77	14.47
200-5-1221-51004	Fica	2,055	2,055	172.89	802.91	0.00	1,252.09	39.07
200-5-1221-51006	SC Retirement	4,717	4,717	416.61	1,796.25	0.00	2,920.75	38.08
200-5-1221-54097	Pension Expense	0	0	0.00	0.00	0.00	0.00	0.00
200-5-1221-54098	OPEB Expense	0	0	0.00	0.00	0.00	0.00	0.00
200-5-1230-51001	Salaries Regular	51,297	51,297	2,103.24	12,230.92	0.00	39,066.08	23.84
200-5-1230-51003	Overtime	2,000	2,000	285.76	1,019.08	0.00	980.92	50.95
200-5-1230-51004	Fica	4,077	4,077	170.37	1,136.30	0.00	2,940.70	27.87
200-5-1230-51006	SC Retirement	9,359	9,359	571.01	2,694.11	0.00	6,664.89	28.79
200-5-1230-54097	Pension Expense	0	0	0.00	0.00	0.00	0.00	0.00
200-5-1230-54098	OPEB Expense	0	0	0.00	0.00	0.00	0.00	0.00

200-5-1235-51001	Salaries Regular	73,237	73,237	5,525.96	21,722.06	0.00	51,514.94	29.66
200-5-1235-51003	Overtime	3,000	3,000	22.65	546.52	0.00	2,453.48	18.22
200-5-1235-51004	Fica	5,832	5,832	404.32	1,876.15	0.00	3,955.85	32.17
200-5-1235-51006	SC Retirement	13,387	13,387	940.89	4,134.72	0.00	9,252.28	30.89
200-5-1235-52009	Clothing	350	350	0.00	0.00	0.00	350.00	0.00
200-5-1235-52017	Maint & Service Contra	258,000	258,000	13,641.42	101,233.48	107,393.99	49,372.53	80.86
200-5-1235-52034	Data Processing	0	0	0.00	0.00	0.00	0.00	0.00
200-5-1235-52046	Non-Capital IT	28,000	28,000	0.00	0.00	0.00	28,000.00	0.00
200-5-1235-54097	Pension Expense	0	0	0.00	0.00	0.00	0.00	0.00
200-5-1235-54098	OPEB Expense	0	0	0.00	0.00	0.00	0.00	0.00
200-5-1240-51001	Salaries Regular	141,626	141,626	10,828.48	42,571.30	0.00	99,054.70	30.06
200-5-1240-51003	Overtime	1,500	1,500	18.41	334.76	0.00	1,165.24	22.32
200-5-1240-51004	Fica	10,949	10,949	741.29	3,429.15	0.00	7,519.85	31.32
200-5-1240-51006	SC Retirement	25,133	25,133	1,810.67	8,041.06	0.00	17,091.94	31.99
200-5-1240-52009	Clothing	400	400	0.00	373.68	0.00	26.32	93.42
200-5-1240-52010	Travel And Training	1,500	1,500	118.48	118.48	0.00	1,381.52	7.90
200-5-1240-52012	Communications	1,600	1,600	44.52	953.98	0.00	646.02	59.62
200-5-1240-52015	Printing And Advertisi	500	500	94.63	94.63	0.00	405.37	18.93
200-5-1240-52016	Subscriptions And Dues	250	250	0.00	0.00	0.00	250.00	0.00
200-5-1240-52018	Special Contracts	45,800	45,800	699.44	7,099.40	37,900.60	800.00	98.25
200-5-1240-52019	Repairs And Maintenanc	500	500	0.00	0.00	0.00	500.00	0.00
200-5-1240-52020	Materials And Supplies	5,500	5,500	149.28	467.74	380.16	4,652.10	15.42
200-5-1240-52021	Unclassified Expense	0	0	0.00	0.00	0.00	0.00	0.00
200-5-1240-53035	Capital Expense	0	0	0.00	0.00	0.00	0.00	0.00
200-5-1240-54097	Pension Expense	0	0	0.00	0.00	0.00	0.00	0.00
200-5-1240-54098	OPEB Expense	0	0	0.00	0.00	0.00	0.00	0.00
200-5-1250-51001	Salaries Regular	201,502	201,502	13,332.44	59,734.02	0.00	141,767.98	29.64
200-5-1250-51002	Salaries Special	0	0	0.00	0.00	0.00	0.00	0.00
200-5-1250-51003	Overtime	3,000	3,000	271.77	706.00	0.00	2,294.00	23.53
200-5-1250-51004	Fica	15,644	15,644	980.50	5,004.49	0.00	10,639.51	31.99
200-5-1250-51006	SC Retirement	35,911	35,911	2,439.66	11,168.28	0.00	24,742.72	31.10
200-5-1250-52009	Clothing	2,500	2,500	0.00	561.70	0.00	1,938.30	22.47
200-5-1250-52010	Travel And Training	5,500	5,500	308.00	2,060.52	270.00	3,169.48	42.37
200-5-1250-52011	Operation Motor Vehicl	20,700	20,700	1,476.05	4,305.20	0.00	16,394.80	20.80
200-5-1250-52012	Communications	0	0	0.00	1.40	0.00	(1.40)	0.00
200-5-1250-52013	Electricity	235,000	235,000	281.83	81,460.61	0.00	153,539.39	34.66
200-5-1250-52015	Printing And Advertisi	500	500	58.93	58.93	0.00	441.07	11.79
200-5-1250-52016	Subscriptions And Dues	5,200	5,200	0.00	180.00	0.00	5,020.00	3.46
200-5-1250-52017	Maint. & Serv. Contrac	22,500	22,500	0.00	0.00	6,560.00	15,940.00	29.16
200-5-1250-52018	Special Contracts	44,000	44,000	16,204.52	41,806.91	74,807.11	(72,614.02)	265.03
200-5-1250-52019	Repairs And Maintenanc	123,100	123,100	3,278.36	8,586.39	92,390.03	22,123.58	82.03
200-5-1250-52020	Materials And Supplies	54,000	54,000	33.61	4,901.79	6,477.48	42,620.73	21.07
200-5-1250-52021	Unclassified Expense	500	500	123.23	488.17	0.00	11.83	97.63
200-5-1250-52029	Solids Disposal	215,930	215,930	10,629.64	24,002.92	155,997.08	35,930.00	83.36
200-5-1250-52039	Lab Supplies	195,880	195,880	15,448.34	50,199.71	124,339.94	21,340.35	89.11
200-5-1250-53035	Capital Expense	210,000	210,000	20,098.00	65,846.00	144,154.00	0.00	100.00
200-5-1250-54097	Pension Expense	0	0	0.00	0.00	0.00	0.00	0.00
200-5-1250-54098	OPEB Expense	0	0	0.00	0.00	0.00	0.00	0.00
200-5-1252-52013	Electricity	26,000	26,000	2,322.36	8,326.76	0.00	17,673.24	32.03
200-5-1252-52019	Repairs And Maintenanc	82,000	82,000	0.00	5,903.19	27,096.81	49,000.00	40.24
200-5-1252-52020	Materials And Supplies	3,500	3,500	0.00	961.96	0.00	2,538.04	27.48
200-5-1252-53035	Pump Station Upgrade	0	0	0.00	0.00	0.00	0.00	0.00
200-5-1260-51001	Salaries Regular	401,848	401,848	30,102.24	110,752.01	0.00	291,095.99	27.56
200-5-1260-51003	Overtime	15,000	15,000	1,264.26	5,559.72	0.00	9,440.28	37.06
200-5-1260-51004	Fica	31,889	31,889	2,235.18	9,502.37	0.00	22,386.63	29.80
200-5-1260-51006	SC Retirement	73,199	73,199	4,836.48	21,759.52	0.00	51,439.48	29.73
200-5-1260-52009	Clothing	9,400	9,400	402.10	3,433.36	30.24	5,936.40	36.85
200-5-1260-52010	Travel And Training	8,100	8,100	721.00	2,673.50	0.00	5,426.50	33.01
200-5-1260-52011	Operation Motor Vehicl	80,000	80,000	12,271.34	24,450.58	381.80	55,167.62	31.04
200-5-1260-52012	Communications	0	0	0.00	0.00	0.00	0.00	0.00
200-5-1260-52013	Electricity	0	0	0.00	0.00	0.00	0.00	0.00
200-5-1260-52015	Printing And Advertisi	200	200	0.00	198.94	0.00	1.06	99.47
200-5-1260-52016	Subscriptions And Dues	400	400	0.00	0.00	0.00	400.00	0.00
200-5-1260-52017	Maint. & Serv. Contrac	3,200	3,200	0.00	35.10	0.00	3,164.90	1.10
200-5-1260-52018	Special Contracts	6,600	6,600	0.00	0.00	0.00	6,600.00	0.00
200-5-1260-52019	Repairs And Maintenanc	10,500	10,500	0.00	2,262.39	0.00	8,237.61	21.55
200-5-1260-52020	Materials And Supplies	119,520	119,520	7,307.36	23,485.06	16,244.67	79,790.27	33.24
200-5-1260-52021	Unclassified Expense	500	500	0.00	0.00	0.00	500.00	0.00
200-5-1260-53035	Capital Expense	0	0	0.00	0.00	0.00	0.00	0.00
200-5-1260-53037	Utility Line Rep/Repl	70,000	70,000	0.00	0.00	0.00	70,000.00	0.00
200-5-1260-54097	Pension Expense	0	0	0.00	0.00	0.00	0.00	0.00
200-5-1260-54098	OPEB Expense	0	0	0.00	0.00	0.00	0.00	0.00
200-5-1270-51008	Insurance	250,000	250,000	19,036.28	106,594.28	0.00	143,405.72	42.64
200-5-1270-51009	Unemployment Insurance	2,000	2,000	0.00	0.00	0.00	2,000.00	0.00
200-5-1270-51122	Fringe Benefits & Trai	14,770	14,770	1,136.40	3,010.40	7,435.00	4,324.60	70.72
200-5-1270-52012	Communications	0	0	0.00	0.00	0.00	0.00	0.00
200-5-1270-52015	Printing And Advertisi	0	0	0.00	0.00	0.00	0.00	0.00
200-5-1270-52016	Subscriptions and Dues	250	250	134.73	134.73	0.00	115.27	53.89
200-5-1270-52017	Maint. & Serv. Contrac	41,400	41,400	1,984.27	2,254.27	3,907.57	35,238.16	14.88
200-5-1270-52018	Special Contracts	22,500	22,500	0.00	2,456.53	22,243.47	(2,200.00)	109.78
200-5-1270-52019	Repairs & Maintenance	0	0	0.00	0.00	100.00	(100.00)	0.00
200-5-1270-52020	Materials And Supplies	5,750	5,750	130.03	1,503.41	509.77	3,736.82	35.01
200-5-1270-52021	Unclassified Expense	0	0	0.00	0.00	0.00	0.00	0.00
200-5-1270-52022	Replacement Fnd W/S 50	640,000	640,000	0.00	0.00	0.00	640,000.00	0.00
200-5-1270-52023	Sales & Use Tax	0	0	0.00	0.00	0.00	0.00	0.00
200-5-1270-52025	Bank Charges	2,500	2,500	0.00	29.29	0.00	2,470.71	1.17
200-5-1270-52026	Credit/Debit Charges	35,000	35,000	13,541.42	31,547.95	27,237.50	(23,785.45)	167.96
200-5-1270-52030	Special Proj-Sherwood	0	0	0.00	0.00	0.00	0.00	0.00
200-5-1270-52034	Data Processing	0	0	0.00	0.00	0.00	0.00	0.00
200-5-1270-52035	SCMIT & SMIRF	203,500	203,500	15,756.14	123,146.40	80,378.14	(24.54)	100.01
200-5-1270-52045	JCI Service Payment	16,560	16,560	0.00	17,071.98	0.00	(511.98)	103.09
200-5-1270-53029	Claims Fund	3,000	3,000	0.00	0.00	0.00	3,000.00	0.00
200-5-1270-53035	Capital Expense	0	0	0.00	0.00	0.00	0.00	0.00
200-5-1270-54096	Depreciation Expense	0	0	0.00	0.00	0.00	0.00	0.00
200-5-1270-58080	Nulla Bonas	45,000	45,000	4,379.63	18,894.16	0.00	26,105.84	41.99
200-5-1290-54054	Contingent Fund	470,000	470,000	0.00	0.00	0.00	470,000.00	0.00
200-5-1290-54055	Depreciation Fund	470,000	470,000	0.00	0.00	0.00	470,000.00	0.00
200-5-1290-54092	Interest Expense	75,190	75,190	0.00	21,048.99	0.00	54,141.01	27.99
200-5-1290-54093	Annual Bond Fees	0	0	0.00	0.00	0.00	0.00	0.00
200-5-1290-57093	Johnson Controls 0506	80,704	80,704	0.00	80,703.67	0.00	0.33	100.00
200-5-1290-57094	SRF 3 2001 Revolving F	42,299	42,299	0.00	42,299.10	0.00	(0.10)	100.00
200-5-1290-57097	SRF 4 - Waste Lines	59,399	59,399	0.00	29,532.83	0.00	29,866.17	49.72
200-5-1290-57098	SRF 5 - 2007 WTP	324,092	324,092	0.00	80,719.73	0.00	243,372.27	24.91

200-5-1290-57103	SRF 6 - Erwin Farms EP	95,013	95,013	0.00	23,664.27	0.00	71,348.73	24.91
200-5-1290-57104	SRF Loan #7 - 2017 Not	99,957	99,957	0.00	24,895.67	0.00	75,061.33	24.91
200-5-1291-52018	Special Contracts	50,000	50,000	6,615.00	19,747.50	30,252.50	0.00	100.00
200-5-1291-52020	Materials/Supplies	0	0	0.00	0.00	0.00	0.00	0.00
200-5-1291-52021	Unclassified Expense	0	0	0.00	0.00	0.00	0.00	0.00
200-5-1291-53035	Capital Purchases	0	0	0.00	0.00	0.00	0.00	0.00
200-5-1291-53041	Capital Improvements	0	0	0.00	0.00	0.00	0.00	0.00
200-5-1292-52018	Special Contracts	3,429,490	3,429,490	189,859.22	296,814.47	490,766.11	2,641,909.42	22.96
200-5-1292-53038	Contingency	0	0	0.00	0.00	0.00	0.00	0.00
200-5-1292-53041	Capital Improvements	2,400,000	2,400,000	0.00	0.00	217,516.50	2,182,483.50	9.06
200-5-1295-53100	Capital Outlay - Cash	703,160	703,160	139,079.38	182,429.38	421,575.84	99,154.78	85.90
200-5-1295-53110	Capital Outlay - Lease	0	0	0.00	0.00	0.00	0.00	0.00
210-5-3000-51008	Insurance	150,000	150,000	8,125.54	50,003.61	0.00	99,996.39	33.34
210-5-3000-51009	Unemployment Insurance	2,000	2,000	0.00	0.00	0.00	2,000.00	0.00
210-5-3000-51122	Fringe Benefits & Trai	9,670	9,670	270.00	1,056.40	5,810.00	2,803.60	71.01
210-5-3000-52015	Printing And Advertisi	0	0	0.00	0.00	0.00	0.00	0.00
210-5-3000-52016	Subscriptions & Dues	250	250	0.00	0.00	0.00	250.00	0.00
210-5-3000-52017	Maint. & Serv. Contrac	0	0	365.68	365.68	434.32	(800.00)	0.00
210-5-3000-52018	Special Contracts	4,800	4,800	0.00	186.00	4,614.00	0.00	100.00
210-5-3000-52019	Repairs and Maintenanc	6,000	6,000	0.00	278.50	100.00	5,621.50	6.31
210-5-3000-52020	Materials And Supplies	5,750	5,750	130.04	1,457.64	509.77	3,782.59	34.22
210-5-3000-52021	Unclassified Expense	0	0	0.00	0.00	0.00	0.00	0.00
210-5-3000-52023	Sales & Use Tax	0	0	0.00	0.00	0.00	0.00	0.00
210-5-3000-52025	Bank Charges	100	100	0.00	0.00	0.00	100.00	0.00
210-5-3000-52026	Credit/Debit Charges	400	400	1,424.81	4,489.54	0.00	(4,089.54)	1,122.39
210-5-3000-52030	Special Projects	0	0	0.00	0.00	0.00	0.00	0.00
210-5-3000-52032	Res Garbage Repl. Fund	50,000	50,000	0.00	0.00	0.00	50,000.00	0.00
210-5-3000-52033	Com Garbage Repl. Fund	50,000	50,000	0.00	0.00	0.00	50,000.00	0.00
210-5-3000-52035	SCMIT & SMIRF	99,000	99,000	12,604.91	50,113.56	48,874.29	12.15	99.99
210-5-3000-54096	Depreciation Expense	0	0	0.00	0.00	0.00	0.00	0.00
210-5-3000-58080	Nulla Bonas	10,000	10,000	879.50	3,086.19	0.00	6,913.81	30.86
210-5-3001-51001	Salaries Regular	134,931	134,931	6,830.65	27,145.77	0.00	107,785.23	20.12
210-5-3001-51003	Overtime	1,000	1,000	107.56	1,071.46	0.00	(71.46)	107.15
210-5-3001-51004	Fica	10,399	10,399	494.84	2,323.86	0.00	8,075.14	22.35
210-5-3001-51006	SC Retirement	23,870	23,870	1,241.65	5,190.53	0.00	18,679.47	21.74
210-5-3001-52009	Clothing	100	100	0.00	0.00	0.00	100.00	0.00
210-5-3001-52010	Travel and Training	0	0	0.00	0.00	0.00	0.00	0.00
210-5-3001-52011	Operation Motor Vehicl	4,000	4,000	85.08	129.00	0.00	3,871.00	3.23
210-5-3001-52012	Communications	1,000	1,000	15.24	59.82	0.00	940.18	5.98
210-5-3001-52013	Electricity	20,000	20,000	1,887.32	7,814.65	0.00	12,185.35	39.07
210-5-3001-52014	Fuel for Heating/Water	12,000	12,000	23.37	76.38	0.00	11,923.62	0.64
210-5-3001-52015	Printing and Advertisi	1,000	1,000	388.36	446.68	224.88	328.44	67.16
210-5-3001-52016	Subscriptions and Dues	0	0	134.73	134.73	0.00	(134.73)	0.00
210-5-3001-52017	Maint & Service Contra	700	700	0.00	136.89	0.00	563.11	19.56
210-5-3001-52018	Special Contracts	0	0	0.00	0.00	0.00	0.00	0.00
210-5-3001-52020	Materials and Supplies	1,600	1,600	93.34	93.34	0.00	1,506.66	5.83
210-5-3001-52021	Unclassified Expense	1,000	1,000	0.00	129.50	0.00	870.50	12.95
210-5-3001-53035	Capital Expense	3,000	3,000	0.00	0.00	3,000.00	0.00	100.00
210-5-3001-54097	Pension Expense	0	0	0.00	0.00	0.00	0.00	0.00
210-5-3001-54098	OPEB Expense	0	0	0.00	0.00	0.00	0.00	0.00
210-5-3035-51001	Salaries Regular	30,146	30,146	2,304.20	9,055.52	0.00	21,090.48	30.04
210-5-3035-51003	Overtime	1,000	1,000	0.00	41.67	0.00	958.33	4.17
210-5-3035-51004	Fica	2,383	2,383	165.80	755.39	0.00	1,627.61	31.70
210-5-3035-51006	SC Retirement	5,469	5,469	382.76	1,682.79	0.00	3,786.21	30.77
210-5-3035-52017	Maint. & Serv. Contrac	37,500	37,500	3,324.30	15,157.46	29,596.94	(7,254.40)	119.35
210-5-3035-52018	Special Contracts	0	0	0.00	0.00	0.00	0.00	0.00
210-5-3035-52034	Data Processing	0	0	0.00	0.00	0.00	0.00	0.00
210-5-3035-52046	Non Capital - IT	18,000	18,000	439.98	439.98	0.00	17,560.02	2.44
210-5-3100-51001	Salaries Regular	146,304	146,304	8,288.51	39,645.82	0.00	106,658.18	27.10
210-5-3100-51003	Overtime	7,500	7,500	0.00	199.17	0.00	7,300.83	2.66
210-5-3100-51004	Fica	11,766	11,766	562.55	3,341.08	0.00	8,424.92	28.40
210-5-3100-51006	SC Retirement	27,008	27,008	1,560.81	8,551.97	0.00	18,456.03	31.66
210-5-3100-52009	Clothing	2,000	2,000	288.95	1,031.81	100.00	868.19	56.59
210-5-3100-52010	Travel And Training	0	0	0.00	0.00	0.00	0.00	0.00
210-5-3100-52011	Operation Motor Vehicl	123,000	123,000	4,413.55	24,128.78	457.08	98,414.14	19.99
210-5-3100-52012	Communications	0	0	0.00	0.00	0.00	0.00	0.00
210-5-3100-52013	Electricity	0	0	0.00	0.00	0.00	0.00	0.00
210-5-3100-52014	Fuel for Heating/Water	0	0	0.00	0.00	0.00	0.00	0.00
210-5-3100-52015	Printing And Advertisi	0	0	149.05	149.05	0.00	(149.05)	0.00
210-5-3100-52016	Subscriptions and Dues	500	500	0.00	0.00	0.00	500.00	0.00
210-5-3100-52018	Special Contracts	0	0	0.00	0.00	0.00	0.00	0.00
210-5-3100-52019	Repairs & Maintenance	0	0	0.00	0.00	0.00	0.00	0.00
210-5-3100-52020	Materials And Supplies	6,000	6,000	341.45	1,310.24	0.01	4,689.75	21.84
210-5-3100-52021	Unclassified Expense	0	0	0.00	0.00	0.00	0.00	0.00
210-5-3100-53035	Capital Expense	15,000	15,000	0.00	0.00	5,000.00	10,000.00	33.33
210-5-3100-54097	Pension Expense	0	0	0.00	0.00	0.00	0.00	0.00
210-5-3100-54098	OPEB Expense	0	0	0.00	0.00	0.00	0.00	0.00
210-5-3110-51001	Salaries Regular	42,543	42,543	2,956.48	11,938.12	0.00	30,604.88	28.06
210-5-3110-51003	Overtime	3,000	3,000	0.00	20.79	0.00	2,979.21	0.69
210-5-3110-51004	Fica	3,484	3,484	225.58	1,068.36	0.00	2,415.64	30.66
210-5-3110-51006	SC Retirement	7,997	7,997	542.65	2,384.63	0.00	5,612.37	29.82
210-5-3110-52009	Clothing	600	600	0.00	104.52	0.00	495.48	17.42
210-5-3110-52010	Travel and Training	0	0	0.00	0.00	0.00	0.00	0.00
210-5-3110-52011	Operation Motor Vehicl	29,500	29,500	11,216.04	16,792.99	0.00	12,707.01	56.93
210-5-3110-52012	Communications	0	0	0.00	0.00	0.00	0.00	0.00
210-5-3110-52015	Printing and Advertisi	0	0	0.00	0.00	0.00	0.00	0.00
210-5-3110-52018	Special Contracts	0	0	0.00	0.00	0.00	0.00	0.00
210-5-3110-52020	Materials and Supplies	5,500	5,500	1,656.62	3,413.37	0.00	2,086.63	62.06
210-5-3110-52021	Unclassified Expense	0	0	0.00	0.00	0.00	0.00	0.00
210-5-3110-53035	Capital Expense	0	0	0.00	0.00	0.00	0.00	0.00
210-5-3110-54097	Pension Expense	0	0	0.00	0.00	0.00	0.00	0.00
210-5-3110-54098	OPEB Expense	0	0	0.00	0.00	0.00	0.00	0.00
210-5-3200-51001	Salaries Regular	38,667	38,667	2,680.16	10,956.42	0.00	27,710.58	28.34
210-5-3200-51003	Overtime	4,000	4,000	0.00	251.65	0.00	3,748.35	6.29
210-5-3200-51004	Fica	3,264	3,264	195.12	971.03	0.00	2,292.97	29.75
210-5-3200-51006	SC Retirement	7,492	7,492	501.05	2,181.43	0.00	5,310.57	29.12
210-5-3200-52009	Clothing	2,500	2,500	0.00	0.00	0.00	2,500.00	0.00
210-5-3200-52010	Travel And Training	0	0	0.00	0.00	0.00	0.00	0.00
210-5-3200-52011	Operation Motor Vehicl	97,000	97,000	5,411.81	23,841.20	840.48	72,318.32	25.45
210-5-3200-52015	Printing And Advertisi	0	0	0.00	0.00	0.00	0.00	0.00
210-5-3200-52018	Special Contracts	130,000	130,000	29,792.51	104,593.87	67,450.64	(42,044.51)	132.34
210-5-3200-52019	Repairs And Maintenanc	0	0	0.00	0.00	0.00	0.00	0.00
210-5-3200-52020	Materials And Supplies	19,000	19,000	218.43	533.18	17,049.29	1,417.53	92.54

210-5-3200-52021	Unclassified Expense	0	0	0.00	0.00	0.00	0.00	0.00
210-5-3200-53035	Capital Expense	25,000	25,000	0.00	0.00	20,000.00	5,000.00	80.00
210-5-3200-54097	Pension Expense	0	0	0.00	0.00	0.00	0.00	0.00
210-5-3200-54098	OPEB Expense	0	0	0.00	0.00	0.00	0.00	0.00
210-5-3300-51001	Salaries Regular	375,122	375,122	25,307.36	109,759.29	0.00	265,362.71	29.26
210-5-3300-51003	Overtime	20,000	20,000	4,108.06	11,925.21	0.00	8,074.79	59.63
210-5-3300-51004	Fica	30,227	30,227	2,146.97	10,354.45	0.00	19,872.55	34.26
210-5-3300-51006	SC Retirement	69,383	69,383	4,993.42	22,809.08	0.00	46,573.92	32.87
210-5-3300-52009	Clothing	3,500	3,500	0.00	476.75	0.00	3,023.25	13.62
210-5-3300-52010	Travel And Training	0	0	0.00	0.00	0.00	0.00	0.00
210-5-3300-52011	Operation Motor Vehicl	240,000	240,000	22,524.54	83,143.30	455.68	156,401.02	34.83
210-5-3300-52012	Communications	0	0	0.00	0.00	0.00	0.00	0.00
210-5-3300-52013	Electricity	1,000	1,000	66.03	283.31	0.00	716.69	28.33
210-5-3300-52018	Special Contracts	14,000	14,000	0.00	585.00	6,915.00	6,500.00	53.57
210-5-3300-52019	Repairs And Maintenanc	15,000	15,000	0.00	0.00	0.00	15,000.00	0.00
210-5-3300-52020	Materials And Supplies	8,000	8,000	386.02	1,870.62	0.00	6,129.38	23.38
210-5-3300-52021	Unclassified Expense	0	0	0.00	0.00	0.00	0.00	0.00
210-5-3300-53035	Capital Expense	29,000	29,000	0.00	18,290.45	10,709.55	0.00	100.00
210-5-3300-54097	Pension Expense	0	0	0.00	0.00	0.00	0.00	0.00
210-5-3300-54098	OPEB Expense	0	0	0.00	0.00	0.00	0.00	0.00
210-5-3321-51001	Salaries Regular	54,929	54,929	2,378.21	9,411.36	0.00	45,517.64	17.13
210-5-3321-51003	Overtime	1,750	1,750	26.93	253.23	0.00	1,496.77	14.47
210-5-3321-51004	Fica	4,336	4,336	172.91	802.96	0.00	3,533.04	18.52
210-5-3321-51006	SC Retirement	9,953	9,953	416.60	1,796.14	0.00	8,156.86	18.05
210-5-3321-54097	Pension Expense	0	0	0.00	0.00	0.00	0.00	0.00
210-5-3321-54098	OPEB Expense	0	0	0.00	0.00	0.00	0.00	0.00
210-5-3330-51001	Salaries Regular	101,844	101,844	4,206.42	24,461.76	0.00	77,382.24	24.02
210-5-3330-51003	Overtime	4,000	4,000	571.52	2,038.17	0.00	1,961.83	50.95
210-5-3330-51004	Fica	8,097	8,097	340.74	2,272.44	0.00	5,824.56	28.07
210-5-3330-51006	SC Retirement	18,586	18,586	1,142.00	5,388.17	0.00	13,197.83	28.99
210-5-3330-54097	Pension Expense	0	0	0.00	0.00	0.00	0.00	0.00
210-5-3330-54098	OPEB Expense	0	0	0.00	0.00	0.00	0.00	0.00
210-5-3400-54092	Interest Expense	7,976	7,976	0.00	4,610.90	3,364.63	0.47	99.99
210-5-3400-57096	SW 13-14 First Cit Lea	0	0	0.00	0.00	0.00	0.00	0.00
210-5-3400-57101	2015B Lease Purchase	0	0	0.00	0.00	0.00	0.00	0.00
210-5-3400-57102	2017A Lease Purchase	88,112	88,112	0.00	88,111.58	0.00	0.42	100.00
210-5-3400-57103	2020 First Citizens Le	82,633	82,633	0.00	20,549.25	62,083.40	0.35	100.00
210-5-3500-53100	Capital Outlay - Cash	115,500	115,500	0.00	0.00	101,452.16	14,047.84	87.84
210-5-3500-53110	Capital Outlay - Lease	0	0	0.00	0.00	0.00	0.00	0.00
300-5-0101-54097	Pension Exp - Gen Admi	0	0	0.00	0.00	0.00	0.00	0.00
300-5-0101-54098	OPEB Exp - General Adm	0	0	0.00	0.00	0.00	0.00	0.00
300-5-0201-54097	Pension Exp - Public S	0	0	0.00	0.00	0.00	0.00	0.00
300-5-0301-54097	Pension Exp - Public W	0	0	0.00	0.00	0.00	0.00	0.00
300-5-0401-54097	Pension Exp - Code Enf	0	0	0.00	0.00	0.00	0.00	0.00
310-5-0101-54096	Depr Exp - General Adm	0	0	0.00	0.00	0.00	0.00	0.00
310-5-0201-54096	Depr Exp - Public Safe	0	0	0.00	0.00	0.00	0.00	0.00
310-5-0301-54096	Depr Exp - Public Work	0	0	0.00	0.00	0.00	0.00	0.00
310-5-0401-54096	Depr Exp - Code Enf	0	0	0.00	0.00	0.00	0.00	0.00
310-5-0501-54096	Depr Exp - Recreation	0	0	0.00	0.00	0.00	0.00	0.00

FY21-22 Budget Transfers

BUDGET ADJ NO# : 000499

5-0135-52017	Maint. & Serv. Contracts	10/12/2021	Live Scan Upgrade	503,950.00	5,000.00CR	498,950.00
5-0135-52046	Non Capital - IT	10/12/2021	Live Scan Upgrade	72,000.00	5,000.00	77,000.00