



MONTHLY REPORT

March 2023

Submitted To,
City Council

Submitted By,
Department Heads

Page

1

Building, Planning & Zoning

February & March

10

Finance Department

11

Fire Department

13

Human Resources

14

Information Technology

24

Municipal Court

30

Police Department

39

Public Utilities

40

Public Works

42

Sanitation & Maintenance Operations

48

Overtime Justification



Building & Zoning Department

Monthly Departmental Report

March 2023

Department Director, Louis Streater

Key Public Service Areas

- Ensure the safe and lawful use of buildings and properties by enforcing the Building Code, Zoning Code and other applicable laws.
- Facilitate construction through the timely delivery of services.
- Ensure compliance with the Building Permits, Business License and Hospitality Tax Ordinance.

Critical Objectives

- Inspect construction and buildings to ensure compliance.
- Ensure individuals have the proper qualifications to do regulated work.
- Timely completion of plan reviews, request for permits, and related inspections.
- Ensure that enforcement action is conducted in a professional and timely manner.

Performance Report

Indicator	Month of March	Current Fiscal Year to Date	Previous Fiscal Year to Date
<i>Number of plan reviews completed.</i>	13	93	54
<i>Plan reviews completed within 2 weeks (%).</i>	100%	100%	100%
<i>Number of building inspections completed</i>	277	3,242	1,861
<i>Inspections completed within 4 hours of appointment (%).</i>	100%	100%	100%
<i>Number of lot clearance inspections</i>	11	285	1,478
<i>Number of Derelict Vehicles Tagged</i>	0	16	25
<i>Inspections resulting in enforcement actions</i>	10	741	670
<i>Permits Issued</i>	110	723	509

Scope of Agency Operations

The Building, Licensing and Zoning Department ensure the safe and lawful use of buildings and properties by enforcing the Building Code, Zoning Code and other applicable laws. It reviews construction plans, issues permit and business licenses, performs inspections, coordinates billing and receiving of hospitality tax and ensures qualified individuals perform regulated work. It facilitates construction by striving to streamline the application and inspection process.

PROJECT STATUS REPORT
Building & Zoning Department
MARCH 2023

1. Comprehensive enforcement action toward condemned structures ongoing.
 - Existing number of condemned structures – 57
 - Number of new structures condemned – 0
 - Existing Number of structures satisfactorily rehabilitated from the outside - 26
 - Number of structures demolished/cleared – 0
2. Condemnations/Voluntary Demolitions

Address	Owner(s)	Status

3. Commercial & Residential New Projects/Annexation

Project	Address	Valuation	Status
New Residential	610 Cunningham Street	\$752,307	Construction is ongoing.
New Commercial Building, Greater Victory ER Center	118 E. Gay Street	\$155,000	Construction is ongoing.
Commercial Upfit to existing building, Comporium	207 W. Gay Street	\$1,806,452	Construction completed.
Commercial Upfit to existing Antenna, T-Mobile	120 Miller Street	\$45,000	Building permit issued.
Commercial Upfit to existing Antenna, T-Mobile	453 Hubbard Drive	\$50,000	Construction has begun.
2 ^N Drive-Thru to existing building, Arby's Restaurant	910 N. Main Street	NA	Plans received; plan review completed. Building permit pending.
Commercial Upfit to existing building, Taco Bell	767 Hwy 9 Bypass	\$308,000	Construction is nearing completion.
New Residential	411 Laurel Court	\$181,650	Construction is ongoing.
Garage Addition	706 N. Plantation Road	\$250,000	Construction is ongoing.
New Residential	773 Brooklyn Avenue	\$227,016	Construction completed.
New Residential	1513 Riveroaks Lane	\$168,650	Construction is ongoing.
New Residential	1514 Riveroaks Lane	\$173,793	Construction is ongoing.
New Residential	1517 Riveroaks Lane	\$173,608	Construction is ongoing.
New Residential	1025 Shady Lane	\$170,899	Construction is ongoing.
New Commercial, Auto Dealership	401 Hwy 9 Bypass	NA	Plans received; plan review completed. Building permit pending.
Commercial Upfit, Dental Office	1370 W. Meeting Street	\$160,000	Construction is ongoing.
New Residential	516 Normandy Road	\$184,919	Construction completed.

New Residential	554 Grandiflora Avenue	\$362,785	Construction is ongoing.
New Residential	530 Grandiflora Avenue	\$362,785	Construction completed.
New Residential	270 Damask Drive	\$266,407	Construction completed.
New Residential	612 Grandiflora Avenue	\$199,313	Construction completed.
New Residential	336 City Avenue	\$225,343	Building permit issued. Construction begun.
New Residential	404 E. Gay Street	\$163,960	Construction has begun.
New Residential	608 Grandiflora Avenue	\$257,947	Construction completed.
New Residential	231 Damask Drive	\$293,358	Construction completed.
New Residential	246 Damask Drive	\$293,358	Construction completed.
New Residential	258 Damask Drive	\$293,358	Construction completed.
New Residential	598 Grandiflora Avenue	\$250,868	Construction completed.
New Residential	600 W. Meeting Street	\$184,156	Building permit issued. Construction has begun.
New Residential	412 Ruth Street	\$183,989	Building permit issued. Construction has begun.
New Residential	250 Damask Drive	\$260,175	Construction is ongoing
Commercial Upfit to existing Strip Mall,	953-973 Hwy 9 Bypass	\$150,000	Construction has begun.
New Residential	616 Grandiflora Avenue	\$219,478	Construction is ongoing.
New Residential	227 Damask Drive	\$250,867	Construction is ongoing.
Existing Building, New United Way Shelter	501 W. Meeting Street	NA	Plans received; plan review complete. Building permit pending.
New Restaurant, Biscuitville	Charlotte Hwy	NA	Plan received, plan review completed. Building permit pending.
New Residential	506 Rock Street	\$203,651	Construction has begun.
New Residential	508 Rock Street	203,651	Construction has begun.
New Residential	108 Marion Street	203,651	Construction has begun.
New Residential	104 Marion Street	203,651	Construction has begun.
New Residential	214 Datura Way	\$205,611	Construction has begun.
New Residential	212 Damask Drive	\$250,867	Plans received; plan review completed. Building permit pending.
Commercial Upfit to existing building, K Boba & Korean Food	1129-A Hwy 9 Bypass	NA	Plans received; plan review completed. Building permit pending.
New Residential	204 Commerce Blvd	\$220,885	Building permit issued, construction has begun.
New Residential	208 Commerce Blvd	\$220,885	Building permit issued, construction has begun.

New Residential	234 Damask Drive	\$261,807	Building permit issued, construction ongoing.	4
New Residential	235 Damask Drive	\$252,500	Building permit issued, construction ongoing.	
New Residential	264 Damask Drive	\$295,228	Building permit issued, construction ongoing.	
New Residential	707 Bonica Court	\$230,192	Building permit issued, construction ongoing.	
New Residential	724 Bonica Court	\$261,807	Building permit issued, construction ongoing.	
New Residential	251 Damask Drive	\$252,500	Building permit issued, construction ongoing.	
Commercial Upfit to existing building	941 N. Main Street	NA	Plans received; plan review completed. Building permit pending.	
New Residential	1112 Elliott Street	\$321,716	Plans received; plan review completed. Building permit issued.	
New Residential	1120 Elliott Street	\$286,259	Plans received; plan review completed. Building permit issued.	
New Residential	1132 Elliott Street	\$321,716	Plans received; plan review completed. Building permit issued.	
New Residential	604 Sumter Street	\$321,716	Plans received; plan review completed. Building permit issued.	
New Residential	234 Damask Drive	\$261,807	Building permit issued, construction ongoing.	
New Residential	1000 Lyndon Drive	\$598,296	Building permit issued, construction ongoing.	
New Residential	721 Bonica Court	\$338,187	Plans received; plan review completed. Building permit issued.	
New Residential	730 Bonica Court	\$285,921	Plans received; plan review completed. Building permit issued.	
New Residential	565 Grandiflora Avenue	\$261,807	Plans received; plan review completed. Building permit issued.	
Commercial Upfit to existing Antenna, Verizon	1213 N. Main Street	NA	Plans received; plan review pending.	
Commercial Upfit to existing Antenna, Verizon	120 Miller Street	NA	Plans received; plan review pending.	
Commercial Upfit to existing building, Pharmacy/Office	703 N. White Street	\$200,000	Plans received; plan review completed. Building permit issued.	
	453 Hubbard Drive			

New Residential	569 Grandiflora Avenue	NA	Plans received; plan review completed. Building permit pending.
New Residential	608 Sumter Street	NA	Plans received; plan review pending.
New Residential	508 W. Arch Street	NA	Plans received; plan review pending.
New Residential	232 Rickenbacker Street	NA	Plans received; plan review pending.
New Residential	236 Rickenbacker Street	NA	Plans received; plan review pending.
New Residential	240 Rickenbacker Street	NA	Plans received; plan review pending.
New Residential	765 Bonica Court	NA	Plans received; plan review pending.
New Residential	733 Bonica Court	NA	Plans received; plan review pending.

Building & Zoning Department

Monthly Departmental Report

February 2023

Department Director, Louis Strueter

Key Public Service Areas

- Ensure the safe and lawful use of buildings and properties by enforcing the Building Code, Zoning Code and other applicable laws.
- Facilitate construction through the timely delivery of services.
- Ensure compliance with the Building Permits, Business License and Hospitality Tax Ordinance.

Critical Objectives

- Inspect construction and buildings to ensure compliance.
- Ensure individuals have the proper qualifications to do regulated work.
- Timely completion of plan reviews, request for permits, and related inspections.
- Ensure that enforcement action is conducted in a professional and timely manner.

Performance Report

Indicator	Month of February	Current Fiscal Year to Date	Previous Fiscal Year to Date
<i>Number of plan reviews completed.</i>	14	80	47
<i>Plan reviews completed within 2 weeks (%).</i>	100%	100%	100%
<i>Number of building inspections completed</i>	300	2,965	1,574
<i>Inspections completed within 4 hours of appointment (%).</i>	100%	100%	100%
<i>Number of lot clearance inspections</i>	10	274	1,471
<i>Number of Derelict Vehicles Tagged</i>	1	16	14
<i>Inspections resulting in enforcement actions</i>	30	731	657
<i>Permits Issued</i>	68	613	463

Scope of Agency Operations

The Building, Licensing and Zoning Department ensure the safe and lawful use of buildings and properties by enforcing the Building Code, Zoning Code and other applicable laws. It reviews construction plans, issues permit and business licenses, performs inspections, coordinates billing and receiving of hospitality tax and ensures qualified individuals perform regulated work. It facilitates construction by striving to streamline the application and inspection process.

PROJECT STATUS REPORT
Building & Zoning Department
FEBRUARY 2023

1. Comprehensive enforcement action toward condemned structures ongoing.

- Existing number of condemned structures – 58
- Number of new structures condemned – 0
- Existing Number of structures satisfactorily rehabilitated from the outside - 26
- Number of structures demolished/cleared – 1

2. Condemnations/Voluntary Demolitions

Address	Owner(s)	Status
213 Clyburn Street	Amanda Moore Estate	Condemnation Cleared 2/6/2023

3. Commercial & Residential New Projects/Annexation

Project	Address	Valuation	Status
New Residential	610 Cunningham Street	\$752,307	Construction is ongoing.
New Commercial Building, Greater Victory ER Center	118 E. Gay Street	\$155,000	Construction is ongoing.
Commercial Upfit to existing building, Comporium	207 W. Gay Street	\$1,806,452	Construction is nearing completion.
Commercial Upfit to existing Antenna, T-Mobile	120 Miller Street	\$45,000	Building permit issued.
Commercial Upfit to existing Antenna, T-Mobile	453 Hubbard Drive	\$50,000	Construction has begun.
2 ^N Drive-Thru to existing building, Arby's Restaurant	910 N. Main Street	NA	Plans received; plan review completed. Building permit pending.
Commercial Upfit to existing building, Taco Bell	767 Hwy 9 Bypass	\$308,000	Construction is nearing completion.
New Residential	411 Laurel Court	\$181,650	Construction is ongoing.
Garage Addition	706 N. Plantation Road	\$250,000	Construction is ongoing.
New Residential	773 Brooklyn Avenue	\$227,016	Construction is nearing completion.
New Residential	1513 Riveroaks Lane	\$168,650	Construction is ongoing.
New Residential	1514 Riveroaks Lane	\$173,793	Construction is ongoing.
New Residential	1517 Riveroaks Lane	\$173,608	Construction is ongoing.
New Residential	1025 Shady Lane	\$170,899	Construction is ongoing.
New Commercial, Auto Dealership	401 Hwy 9 Bypass	NA	Plans received; plan review completed. Building permit pending.
Commercial Upfit, Dental Office	1370 W. Meeting Street	\$160,000	Construction is ongoing.

New Residential	516 Normandy Road	\$184,919	Construction nearing completion.
New Residential	554 Grandiflora Avenue	\$362,785	Construction is ongoing.
New Residential	530 Grandiflora Avenue	\$362,785	Construction is nearing completion.
New Residential	270 Damask Drive	\$266,407	Construction is nearing completion.
New Residential	544 Grandiflora Avenue	\$362,785	Construction complete.
New Residential	247 Damask Drive	\$199,313	Construction complete.
New Residential	254 Damask Drive	\$266,407	Construction complete.
New Residential	612 Grandiflora Avenue	\$199,313	Construction is nearing completion.
New Residential	336 City Avenue	\$225,343	Plans received; plan review completed. Building permit pending.
New Residential	404 E. Gay Street	\$163,960	Construction has begun.
New Residential	608 Grandiflora Avenue	\$257,947	Construction is nearing completion.
New Residential	231 Damask Drive	\$293,358	Construction is nearing completion.
New Residential	239 Damask Drive	\$219,478	Construction completed.
New Residential	243 Damask Drive	\$219,478	Construction completed.
New Residential	246 Damask Drive	\$293,358	Construction is nearing completion.
New Residential	258 Damask Drive	\$293,358	Construction is nearing completion.
New Residential	598 Grandiflora Avenue	\$250,868	Construction is nearing completion.
New Residential	600 W. Meeting Street	NA	Plans received; plan review completed. Building permit pending.
New Residential	412 Ruth Street	\$183,989	Building permit issued. Construction has begun.
New Residential	250 Damask Drive	\$260,175	Construction is ongoing
Commercial Upfit to existing Strip Mall,	953-973 Hwy 9 Bypass	\$150,000	Construction has begun.
New Residential	616 Grandiflora Avenue	\$219,478	Construction is ongoing.
New Residential	227 Damask Drive	\$250,867	Construction is ongoing.
Existing Building, New United Way Shelter	500 W. Meeting Street	NA	Plans received; plan review complete. Building permit pending.
New Restaurant, Biscuitville	Charlotte Hwy	NA	Plan received, plan review pending.
New Residential	506 Rock Street	\$203,651	Construction has begun.
New Residential	508 Rock Street	203,651	Construction has begun.

New Residential	108 Marion Street	203,651	Construction has begun. ⁹
New Residential	104 Marion Street	203,651	Construction has begun.
New Residential	214 Datura Way	\$205,611	Construction has begun.
New Residential	212 Damask Drive	\$250,867	Plans received; plan review completed. Building permit pending.
Commercial Upfit to existing building, K Boba & Korean Food	1129-A Hwy 9 Bypass	NA	Plans received; plan review completed. Building permit pending.
New Residential	204 Commerce Blvd	NA	Plans received; plan review completed.
New Residential	208 Commerce Blvd	NA	Plans received; plan review completed.
New Residential	234 Damask Drive	NA	Plans received; plan review completed.
New Residential	235 Damask Drive	NA	Plans received; plan review completed.
New Residential	264 Damask Drive	NA	Plans received; plan review completed.
New Residential	707 Bonica Court	NA	Plans received; plan review completed.
New Residential	724 Bonica Court	NA	Plans received; plan review completed.
New Residential	251 Damask Drive	NA	Plans received; plan review completed.
Commercial Upfit to existing building	941 N. Main Street	NA	Plans received; plan review pending.
New Residential	336 City Avenue	NA	Plans received; plan review completed.
New Residential	1112 Elliott Street	NA	Plans received; plan review pending.
New Residential	1120 Elliott Street	NA	Plans received; plan review pending.
New Residential	1132 Elliott Street	NA	Plans received; plan review pending.
New Residential	604 Sumter Street	NA	Plans received; plan review pending.
New Residential	234 Damask Drive	NA	Plans received; plan review completed.
New Residential	1000 Lyndon Drive	NA	Plans received; plan review completed.



Finance and Utility Services Report

March 2023

		March	February	January
Finance Activity	General Ledger transactions - number of	4,562	4,424	4,193
	General Ledger transactions - \$ impact	13,301,524	12,061,879	10,418,039
	Accounts Payable Checks Issued	197	214	167
	Accounts Payable ACH/Credit Card items	10	36	56
	Invoices submitted with a Purchase Order	182	197	149
	Invoices submitted without a Purchase Order	18	37	22
	Payroll Checks Issued	7	7	87
	Payroll ACH items	334	331	328
Utility Service Orders	Issued for the month (net of voids)	630	579	532
	Issued for the month - Completed	643	573	478
	Issued for the month - Outstanding	10	23	56
	Total Outstanding (including prior months)	10	23	56
	Percent of outstanding service orders completed	98.5%	90.2%	89.2%
	Service orders for high consumption	0	0	0
	Service orders for vacant with consumption	31	38	27
Meter Readings	Start Date	03/13/23	02/09/23	12/07/22
	End Date	03/17/23	02/14/23	12/13/22
	Workdays to complete	5	4	5
	Radio reads	5,579	5,764	5,876
	Manual reads	797	769	642
	Total reads	6,376	6,533	6,518
	Percent radio read	87.5%	88.2%	90.2%
	Billed Customers, Total Billing, and Consumption	Bills - Mailed/Other	5,760	5,800
Bills - Electronic		1,017	951	690
Bills - Total		6,777	6,751	6,744
Bills - Percent Inside		80.7%	79.8%	75.5%
Bills - Percent Outside		37.0%	36.6%	35.4%
Billed - Total		536,529	551,918	597,333
Billed - Percent Inside		65.1%	60.8%	55.4%
Billed - Percent Outside		34.9%	39.2%	36.3%
Consumption - Total		34,918,800	23,876,000	27,782,500
Consumption - Percent Inside		73.8%	63.6%	54.6%
Consumption - Percent Outside	26.2%	28.2%	24.2%	
Customer Cutoffs and Returned Checks	Number on Cutoff List	149	126	183
	Cutoffs - Reinstated During the Month	109	113	129
	Cutoffs - Start Date	04/03/23	03/06/23	01/03/23
	Cutoffs - End Date	04/05/23	03/06/23	01/04/23
	Cutoffs - Workdays to Complete	3	1	2
	Returned Checks Received	7	8	6
Set-Off Debt	Increase/Decrease	\$ -	\$ -	\$ -
	Amount Outstanding	416,410	416,410	416,410

		March		February		January	
		Number	Revenue	Number	Revenue	Number	Revenue
Utility Billing Electronic Activity	Draft/ACH	1,031	\$ 139,141	1,040	\$ 148,260	1,039	\$ 135,767
	In Person	567	89,692	507	64,846	373	53,431
	Online	1,160	129,768	1,214	141,350	1,162	121,569
	IVR	916	94,887	894	92,579	924	95,118
	Kiosk	12	1,424	13	1,633	16	1,924

Narrative Comments for: March

- The night deposit box and kiosk are both available for use.
- There have been a total of 181 kiosk transactions in the past ten months. The usage has ranged from a monthly high of 33 to a low of 11.



Lancaster Fire Department

Monthly Report for March 2023

AS A LANCASTER PROFESSIONAL FIREFIGHTER

WE accept great personal risk to save another's life.

WE accept moderate personal risk to save another's property.

WE accept no personal risk to save what is already lost.

WE SERVE, by providing quality fire prevention, environmental protection, and emergency services.

Fire Chief Justin L. McLellan

<i>Performance Report</i>			
Indicator	This Month	Current YTD	Previous YTD
<i>Average Response Time – Fire</i>	4:13	3:52	4:01
<i>Average Response Time – Medical</i>	3:45	3:49	3:57
<i>Completed Inspections – Number</i>	85	226	227
<i>Follow Up Inspections –Number</i>	33	108	204
<i>Pre-fire Plans</i>	72	246	262
<i>Fire Safety Education – Attendance</i>	0	10	179
<i>Completed Training –Hours</i>	1331	2868	2036
<i>Total Number of Responses</i>	140	386	399
<i>Total Number of Fire Calls</i>	16	44	43
<i>Total Number of Medical Calls</i>	103	280	295
<i>Total Number of Other Calls</i>	21	62	61

There is currently (0) hydrant out of service and (1) hydrant needing maintenance.

15th Street Training Facility Outside Agency Usage:

- Flint Hill FD



Lancaster Fire Department

Monthly Report for March 2023

Fire Chief, Justin L. McLellan

Medical Response Report

Indicator	This Month	Current YTD	Previous YTD
<i>Seizure</i>	12	32	15
<i>Unconscious</i>	13	35	31
<i>Overdose</i>	4	7	7
<i>CVA / Stroke</i>	4	13	8
<i>Cardiac</i>	19	45	48
<i>Auto Accident with Injuries</i>	12	37	41
<i>Auto Accident with No Injuries</i>	11	25	49
<i>Response Request by LPD / EMS</i>	9	27	26
<i>Extractions w/in the City Limits</i>	0	0	1
<i>Extractions outside the City Limits</i>	1	8	7
<i>Breathing Difficulty</i>	18	50	59
<i>Gun Shot</i>	0	1	3
<i>Burns</i>	0	0	0
<i>Totals</i>	103	280	295

HUMAN RESOURCES DEPARTMENT

STATISTICAL DATA

MARCH, 2023

EMPLOYMENT APPLICATIONS PROCESSED(OUTSIDE) AS OF 03/31/23	18
EMPLOYMENT APPLICATIONS PROCESSED (IN-HOUSE)	15
NEW HIRES: E. ELLIS	1
PROMOTIONS: S. RICE, C PRINCE, L. LEWIS, V. MILLS, M. JONES, D. SAMUEL, C. MINGO, D. MELTON	8
EXIT INTERVIEWS (TERMINATIONS, RESIGNATIONS, RETIREMENTS) C. HILTON, D. HOWARD	2

Human Resources Department

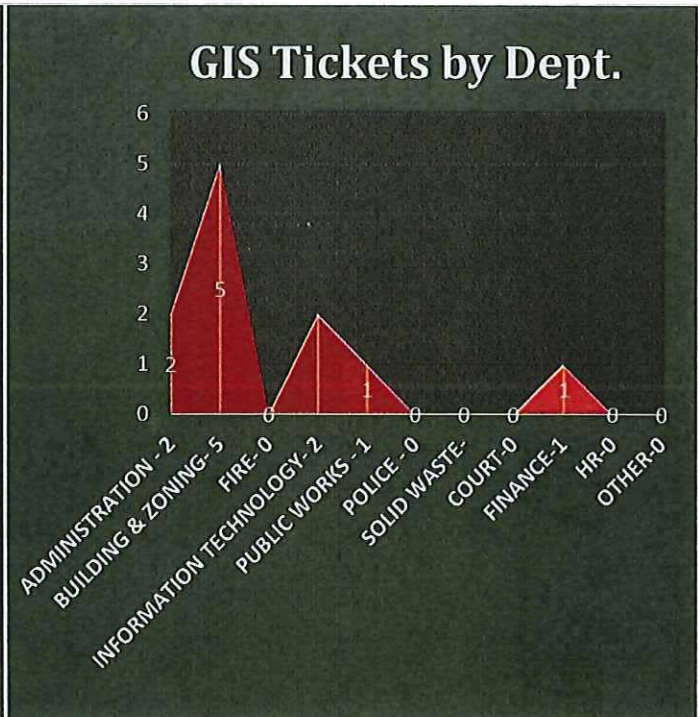
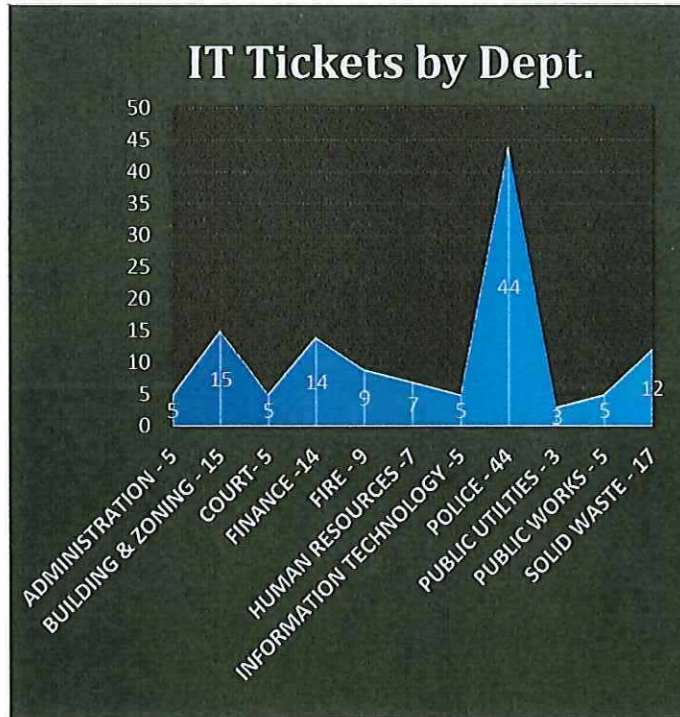
Training Seminars	Date of Training	Location

Employee Training/Event

Department	Date of Training	Location

Total Monthly Information Technology Tickets	286
Closed Monthly Information Technology Tickets	279
Outstanding Monthly Information Technology Tickets	7
Geographic Information Service (GIS) Total Monthly Tickets	15
Geographic Information Service (GIS) Closed Monthly Tickets	15
Geographic Information Service (GIS) Outstanding Tickets for the Month	0
Hardware Status: Server	23
Hardware Status: Workstation	140
Server & Workstation Anti-Virus Protection Status	100 %
Total Server Related Issues	8

Tickets Issued by Department:





Completed IT Projects

Win 10 Deploy	Server Updates	PC Replacement
Alarm System Upgrades	Cyber Monitoring Program	Console Cleaning
Copier Refresh	Windows 11 Release/Install	Springs House Internet Upgrade
VMs Setup for County	Court Audio at 15 th Street	Court Audio Upgrade
PD Keyless Entry/Camera Sys	Court Software Upgrade	Upgrade Cameras at SW & VM
Upgrade Server RAM	2022 IT Security Training	AT&T First Net
FD 2 Camera Upgrade	FD 2 Keyless Entry	FD 1 Camera Upgrade
FD 1 Camera Upgrade		

Outstanding IT Projects

IT Lab Schedule	New World Server Migration	Upgrade Multi-Department's PC
O365 MFA Deploy	Fire Software Upgrade	FD 1 Keyless Entry
Upgrade Server OS Software	IT Department Move	Windows 11 Deploy
MaaS360 Deploy	BZ New Software	Server Rebuilds with 2019
City-Wide eDocuments	Camera at New PU Gate	Card Access at New PU Gate
City-Wide Card Access	Move Print Server to Upgraded Server	

Future IT Projects

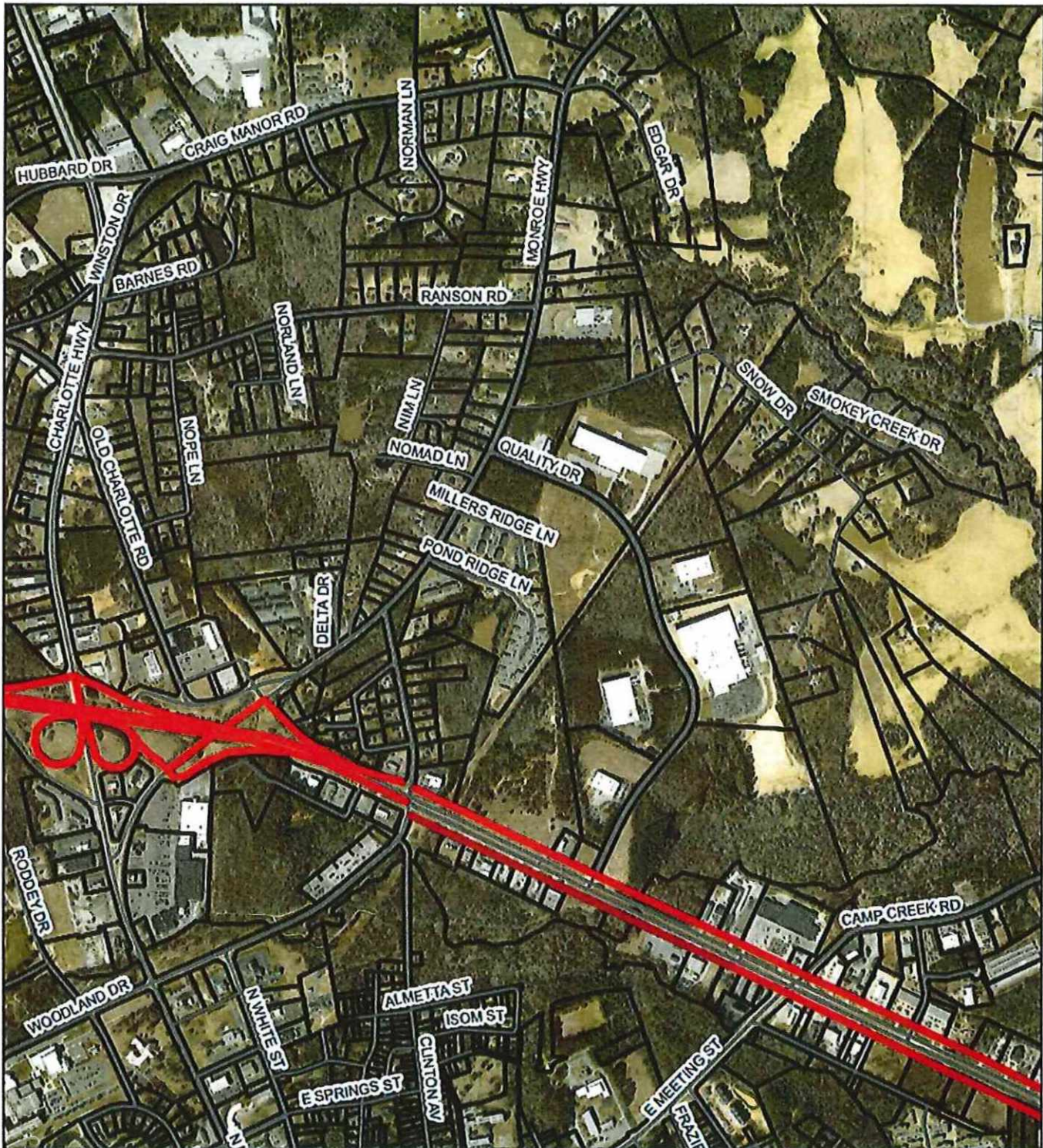
Server Pen Testing	Main Street Wi-Fi	SCATA Upgrade(sites)
TimeClock Upgrade	Citizen PC Training	QR Code Walking Tour
MotoTurbo Radio System		

Completed GIS Projects

Created and printed 36" x 48" updated city boundary aerial imagery map for Fire Chief	Created landscape bidding maps of requested areas for Tracy	Emailed updated city zoning shapefile to Lancaster County Planner, Matthew Blaszyk - Other (Lancaster County)
Performed CAD GIS update for dispatch	Created sidewalk masterplan map	Provided GIS mapping for new dwellings located at 231, 258 Damask Drive
Created utility map for KVLTLand management Meeting	Collected protected land shapefile from Michael Small of KVLTL and created updated easements map.	Shared updated City Boundary shape file with Michael Smith of KVLTL
Provided Drone imagery for updated website	Completed vehicle tax report using GIS	E 911 addressing assignment of Commerce Blvd & 391 By- Pass E
Updated E 911 Addressing at 703 Chesterfield Ave	Updated E- 911 addressing at Rickenbacker St.	Removed demolished properties from GIS mapping

Outstanding GIS Projects

West side cemetery web map completion	Street light layer completion	City-County response area updated map- Awaiting E 911 supervisor
Future GIS Projects		
Provide beneficial GIS mapping to updated website	GIS server upgrade	Drone aerial updated imagery*



Legend

-  Roads
-  LC_Parcels
-  Area of Intrest

Landscape Map 2

By Pass E




LANCASTER
SOUTH CAROLINA

M. Cureton



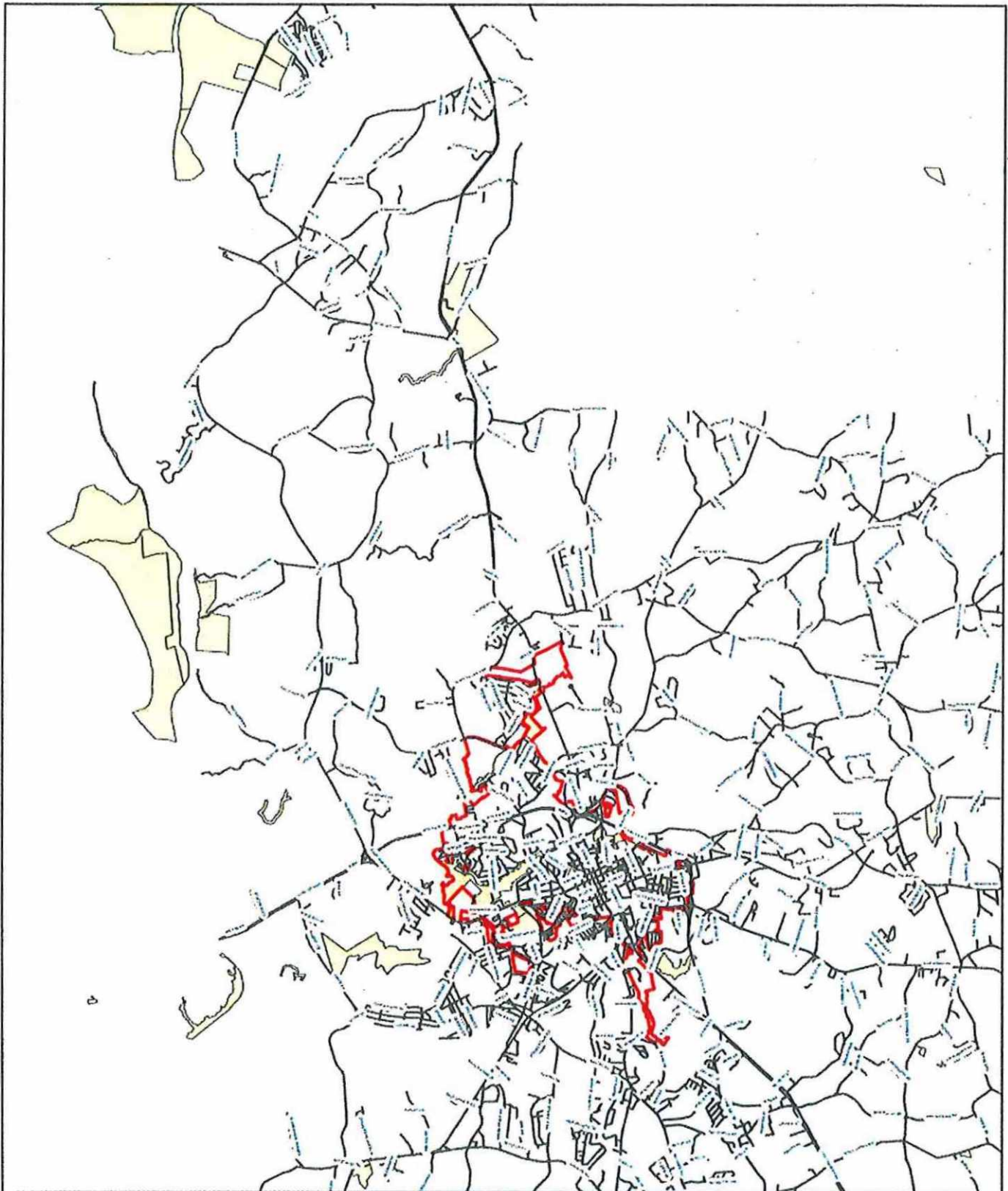
- Legend**
- LancasterCitySidewalkRating
 - Rating
 - Blue
 - Green
 - Yellow
 - Orange
 - Red
 - Black
 - White

Sidewalk Masterplan Data Map



LANCASTER
SOUTH CAROLINA

2023 City of Lancaster
Information Technology Department



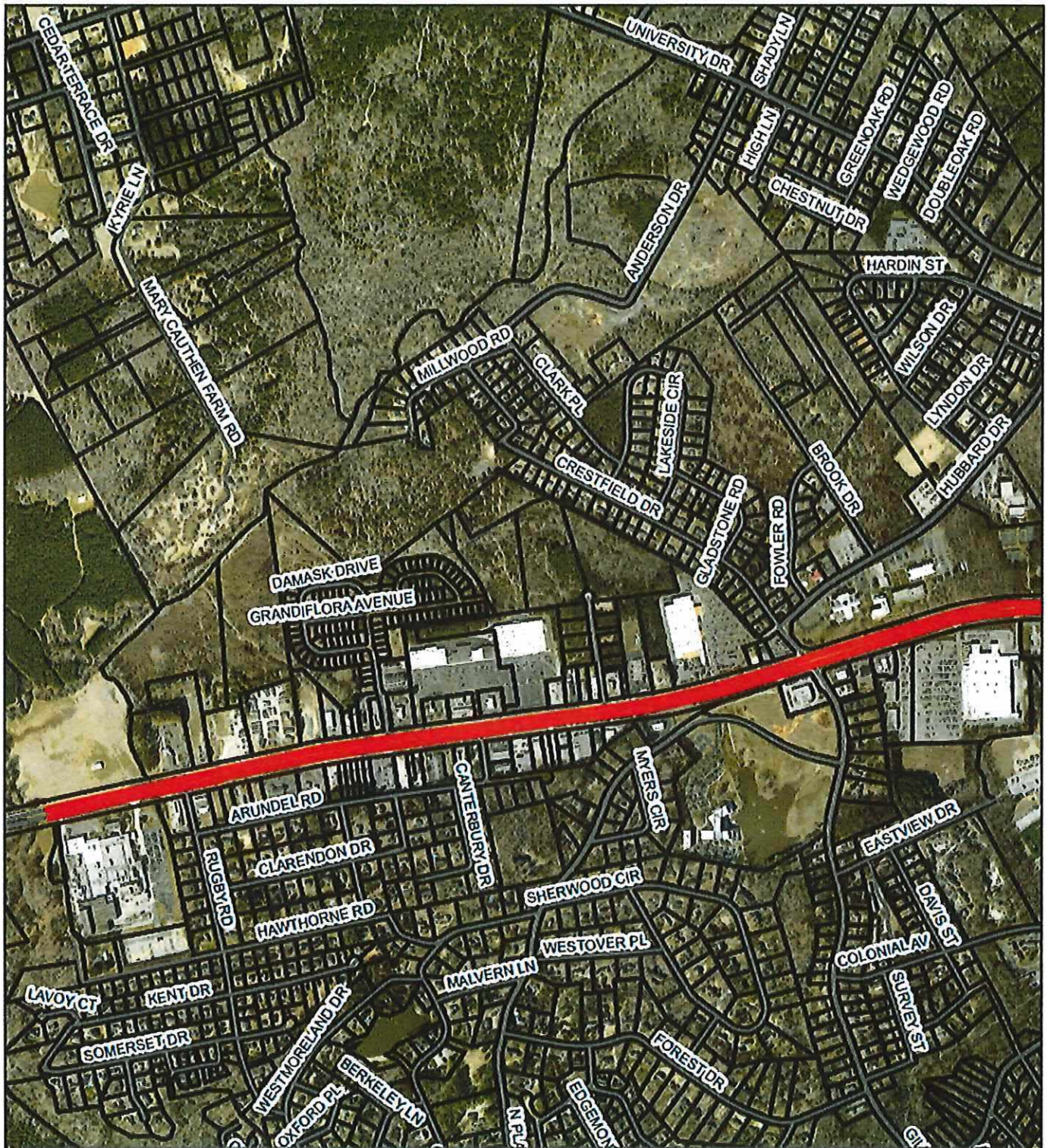
Legend

-  Roads
-  Cityboundary23
-  SC_Protected_Lands_2022




City of Lancaster SC Protected Lands Map



M. Cureton



Legend

-  Roads
-  LC Parcels
-  Area of Intrest

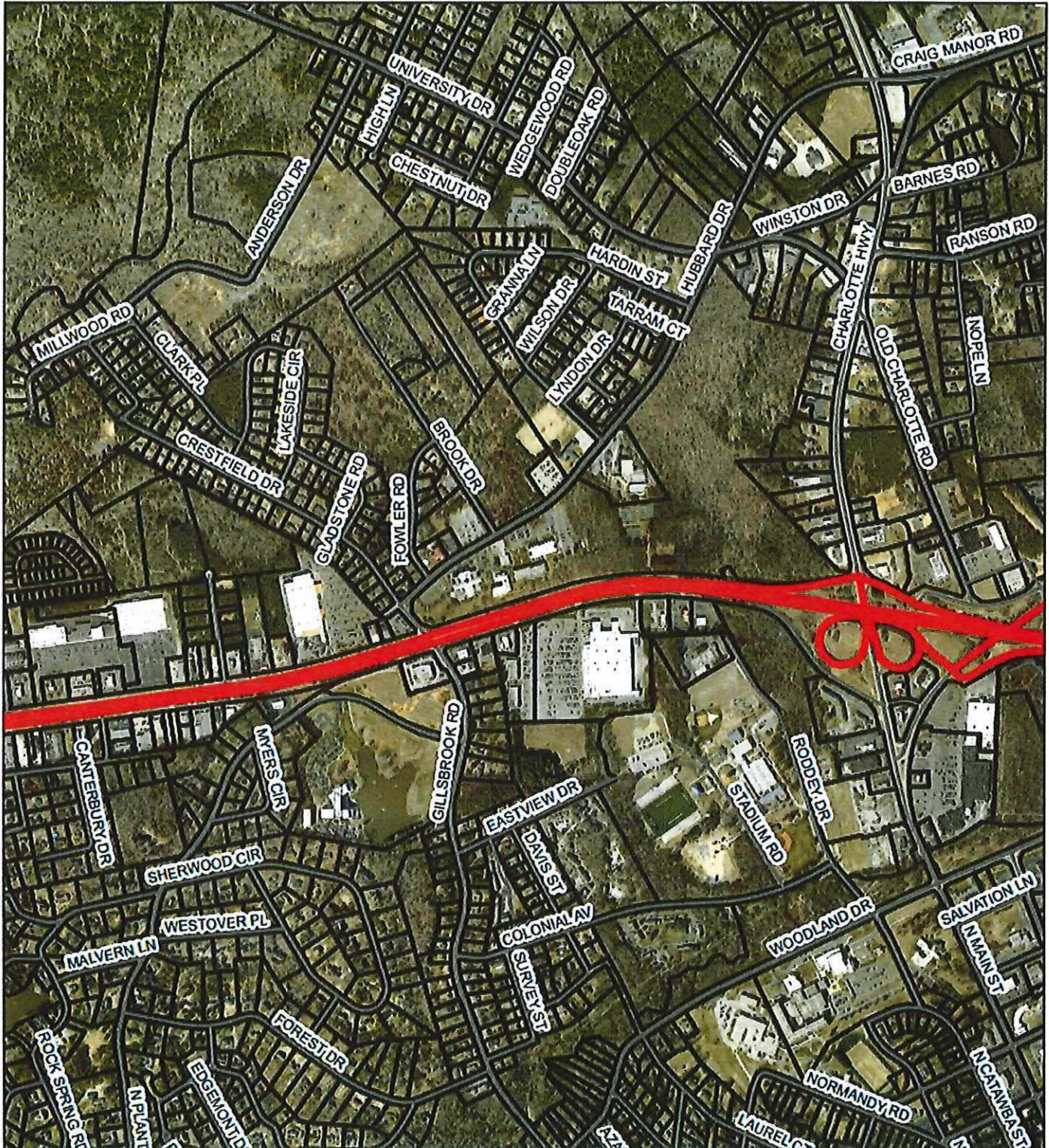
Landscape Map 2

By Pass






LANCASTER SOUTH CAROLINA
A COMMUNITY OF GREAT PEOPLE
AND GREAT PLACES
© 2023 LANCASTER SOUTH CAROLINA
ALL RIGHTS RESERVED

M. Cureton



Legend

-  Roads
-  LC_Parcels
-  Area of Intrest

Landscape Map 2

By Pass



LANCASTER
SOUTH CAROLINA
Official Website
www.lancaster-sc.gov
2023-03-01

M. Cureton



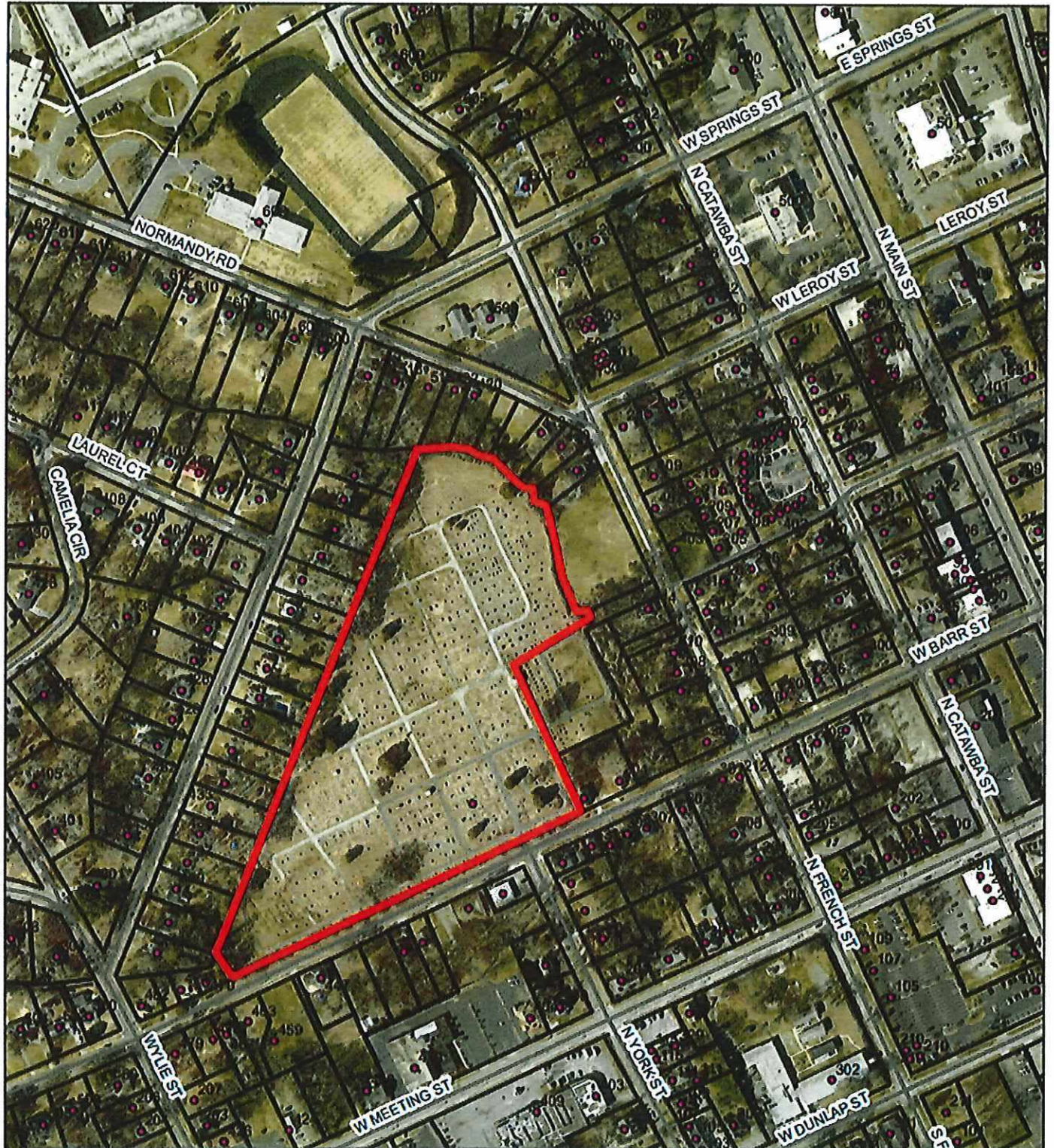
- Legend**
- LC_Addresses
 - Roads
 - LC_Parcels

Landscape Map 2
Westside Cemetery




LANCASTER
SOUTH CAROLINA

It is the policy of the City of Lancaster to provide the highest quality of services to its citizens. The City of Lancaster is committed to the preservation and enhancement of its historic and cultural resources. The City of Lancaster is committed to the preservation and enhancement of its historic and cultural resources. The City of Lancaster is committed to the preservation and enhancement of its historic and cultural resources.



Legend

- LC_Addresses
- Roads
- LC_Parcels
- Area of Interest

Landscape Map 2

Westside Cemetery



Official Website: www.lancaster-sc.gov
Phone: 803.782.1234
Fax: 803.782.1235
Email: info@lancaster-sc.gov

M. Curton

Curtis M. Loftis, Jr. State Treasurer Revised 07/05/17
 Post Office Box 11778
 Columbia, SC 29211-1778
 Phone (803) 734-2657 Fax (803) 734-2161

SOUTH CAROLINA STATE TREASURER'S REVENUE REMITTANCE FORM

Municipal Name:LANCASTER Municipal Code: Date Submitted: 4/06/2023

Collections for the Period 3/01/2023 THRU 3/31/2023

PLEASE FILL IN THE AMOUNTS DUE TO THE STATE TREASURER IN THE TABLE BELOW:

			DUE STATE TREASURER
FINES, FEES & FILING FEE/ASSESSMENT	%	CODE	
A Public Defender Application Fee \$40.00	100%	17-3-30	.00
B Body Piercing	100%	44-32-120	.00
C Marriage License Fee - Addtional \$20	100%	20-1-375	.00
D Bond Estreatment	25%	17-15-260	.00
DA Municipal Conditional Discharge Fee - \$150 (Effective 06-02-2010)	100%	44-53-450 (C)	.00
DB Violations of State Shellfish Laws	33.33%	44-1-152	.00
DC Criminally Negligent Use of Firearms/Archery Tackle	100%	50-1-85	.00
DD Highway Work Zone - Department of Public Safety	65%	56-5-1535	.00
DE Highway Work Zone - State Highway Fund	25%	56-5-1535	.00
DUI/DUS/BUI - ASSESSMENTS/SURCHARGES/PULLOUT			
E Boating Under the Influence (BUI)	100%	50-21-114	.00
F Municipal DUS DPS Pullout - \$100	100%	56-1-460	.00
G Municipal DUI Assessment - \$12 Per Case	100%	56-5-2995	.00
H Municipal DUI Surcharge - \$100 Per Case	100%	14-1-211	.00
I Municipal DUI DPS Pullout - \$100	100%	56-5-2930&2945	.00
IA DUI/DUAC Breathalyzer Test Conv. -SLED \$25 SURCHARGES	100%	56-5-2950 (E)	.00
J Municipal Drug Surcharge - \$150 Per Case (Effective 06-02-2010) - \$100 Per Case (Before 06-02-2010)	100%	14-1-213 (A)	.00
K Municipal Law Enforcemenr Sur.-\$25 Per Case	100%	14-1-212 (A)	485.00
KA Municipal Criminal Justice Academy \$5 Sur.	100%	14-1-240 (A)	.00
OTHER ASSESSMENTS-STATE SHARE			
L Municipal - 107.5%	88.84%	14-1-208	1,795.72
LA Munic. Traffic Education Program \$140	90.83%	17-22-350 (C)	.00
M TOTAL REVENUE DUE TO STATE TREASURER			2,280.72

PLEASE FILL IN THE AMOUNTS RETAINED BY YOUR OFFICE IN THE TABLE BELOW.

FOR REPORTING PURPOSES ONLY. DO NOT REMIT THESE AMOUNTS TO THE STATE TREASURER.

			RETAINED BY MUNICIPALITY
RETAINED BY MUNI FOR VICTIM SERVICES	%	CODE	
N Assessments - Municipal	11.16%	14-1-208	225.66
O Surcharges - Municipal	100%	14-1-211	185.00
OA Other Assessments - Municipal	9.17%	17-22-350 (C)	.00
P TOTAL RETAINED FOR VICTIM SERVICES			410.66

Comments: _____

Contact Person: Cammie Heath Phone 803-285-7622 Fax

I, _____, Municipal Treasurer, certify that the foregoing information is true and accurate.

NOTE: This report is required by law and must be filed monthly, on or before the 15th, by the MUNICIPAL TREASURER, even if there are no Collections. Please explain significant fluctuations in revenue in the 'comments' section.

Mail or Fax the form to the Office of State Treasurer and retain a copy for your records.

MUNICIPAL COURT WORKLOAD REPORT
03/01/2023 thru 03/31/2023

LANCASTER MUNICIPAL COURT

County: LANCASTER

CRIMINAL DOCKET

Reporting Period	Cases Filed	Total Number Disposed by Disposition Type (1-9)											Pending End of Period	
		Total	1	2	3	4	5	6	7	8	9	Total		Total
-	0	0	0	0	0	0	0	0	0	0	0	0	0	0
03/01/2023 - 03/31/2023	20	0	2	0	1	0	5	2	16	3	29	432		
TOTAL	20	0	2	0	1	0	5	2	16	3	29	432		

DUI DOCKET

Reporting Period	Cases Filed	Total Number Disposed by Disposition Type (1-9)											Pending End of Period
		Total	1	2	3	4	5	6	7	8	9	Total	
-	0	0	0	0	0	0	0	0	0	0	0	0	
03/01/2023 - 03/31/2023	0	0	0	0	0	0	0	0	0	0	0	24	
TOTAL	0	0	0	0	0	0	0	0	0	0	0	24	

OTHER TRAFFIC DOCKET

Reporting Period	Cases Filed	Total Number Disposed by Disposition Type (1-9)											Pending End of Period
		Total	1	2	3	4	5	6	7	8	9	Total	
-	0	0	0	0	0	0	0	0	0	0	0	0	
03/01/2023 - 03/31/2023	57	4	17	0	3	0	9	0	21	5	59	378	
TOTAL	57	4	17	0	3	0	9	0	21	5	59	378	

MUNICIPAL ORDINANCE DOCKET

Reporting Period	Cases Filed	Total Number Disposed by Disposition Type (1-9)										Pending End of Period		
		Total	1	2	3	4	5	6	7	8	9		Total	Total
-	0	0	0	0	0	0	0	0	0	0	0	0	0	0
03/01/2023 - 03/31/2023	7	1	1	0	0	0	1	0	3	0	6	104		
TOTAL	7	1	1	0	0	0	1	0	3	0	6	104		

DOMESTIC VIOLENCE

Reporting Period	Cases Filed	Total Number Disposed by Disposition Type (1-9)										Pending End of Period
		Total	1	2	3	4	5	6	7	8	9	
-	0	0	0	0	0	0	0	0	0	0	0	0
03/01/2023 - 03/31/2023	1	0	0	0	0	0	0	0	0	0	0	158
TOTAL	1	0	0	0	0	0	0	0	0	0	0	158

AGE OF PENDING JURY TRIAL AS OF 03/31/2023				
AGE IN DAYS	CRIMINAL	DUI 1ST	TRAFFIC	ORDINANCE
1 - 30	0	0	0	0
31 - 60	0	0	0	0
61 - 90	0	0	0	0
91 and older	94	12	145	49
Totals	94	12	145	49

TOTAL NUMBER OF DISPOSED CASES	
FRAUDULENT CHECKS	0

AGE OF PENDING NON-JURY TRIAL AS OF 03/31/2023				
AGE IN DAYS	CRIMINAL	DUI 1ST	TRAFFIC	ORDINANCE
1 - 30	20	0	57	7
31 - 60	16	1	12	1
61 - 90	3	0	10	4
91 and older	299	11	154	43
Totals	338	12	233	55
Total Pending	432	24	378	104

DISPOSITION	TYPE
GUILTY/FORFEITURE	1
GUILTY/BENCH TRIAL	2
GUILTY/JURY TRIAL	3
NOT GUILTY/BENCH TRIAL	4
NOT GUILTY/JURY TRIAL	5
NOLLE PROSEQUI	6
TRANSFER TO OTHER COURT	7
OTHER	8
CONTINUED	9

MUNICIPAL COURT REPORT - FILED CASES

LANCASTER MUNICIPAL COURT
 Report For March 1, 2023 Thru March 31, 2023 Page: 1
 FILEDST

 Violations by Filed Date...

LANCASTER PD	99	
TRANSFERRED OUT OF CITY	0	
Total Filed Violations		99

 Completed Cases...

Paid Fine...		
LANCASTER PD	6	
TRANSFERRED OUT OF CITY	0	
Total Paid Fines		6
Before Judge...		
LANCASTER PD	14	
TRANSFERRED OUT OF CITY	1	
Total Before Judge		15
Total Completed		21

 Other Completed...

DISMISSED AFTER DEFERRED		
LANCASTER PD	2	
TRANSFERRED OUT OF CITY	0	
Total		2
DISMISSED BY JUDGE		
LANCASTER PD	18	
TRANSFERRED OUT OF CITY	7	
Total		25
NOLLE PROSE		
LANCASTER PD	9	
TRANSFERRED OUT OF CITY	6	
Total		15
DISMISSED AT OFFICER'S REQUEST		
LANCASTER PD	8	
TRANSFERRED OUT OF CITY	2	
Total		10
DISMISSED BY SOLICITOR		
LANCASTER PD	6	
TRANSFERRED OUT OF CITY	0	
Total		6
FOUND NOT GUILTY		
LANCASTER PD	4	
TRANSFERRED OUT OF CITY	0	



Lancaster Police Department

Monthly Report for March 2023

Chief Don Roper

Key Public Service Areas

- Enhance the safety and security of the public through a multi-faceted approach to crime reduction.
- Enhance traffic safety for City residents.
- Improve police/ community relations by providing courteous, professional, and timely service.

Critical Objectives

- Reduce the incidence of crime.
- Reduce the number of fatalities and injuries from aggressive driving and other moving violations.
- Provide effective crime prevention and community policing programs for local residents.
- Ensure that police services are provided in a professional and timely manner.

Performance Report

Indicator	Month	Current YTD	Previous YTD
<i>UCR Part A – Crimes Against Persons</i>	17	47	39
<i>Clearance Rate – Crimes Against Persons</i>	46% (8)	60 % (28)	66% (26)
<i>UCR Part A – Crimes Against Property/Society</i>	78	171	200
<i>Clearance Rate – Crimes Against Property/Society</i>	62% (58)	58% (99)	73% (146)
<i>Narcotics Cases Made</i>	8	10	6
<i>Traffic Collisions Resulting in Fatality and/or Injury</i>	15	32	39
<i>Traffic Citations Issued</i>	57	113	202
<i>Average Response Time</i>	5.60	5.60	5.25
<i>Community Programs</i>	2	29	5
<i>Public Safety Checkpoints</i>	0	0	2

Scope of Agency Operations

The Lancaster Police Department is committed to providing, with the utmost integrity and respect, a safe and secure environment for the public. Police personnel protect life and deter crime while responding to emergency calls and impartially enforcing the law.

Calculation of the average response time is based on minutes and includes citizen-generated calls only. Community programs are a total of crime prevention and community policing programs.

LANCASTER POLICE DEPARTMENT
MONTHLY REPORT for March 2023

DEPARTMENT ACTIVITIES	THIS MONTH	THIS YEAR-TO-DATE	LAST YEAR-TO-DATE	% CHANGE
Calls for Service	1,579	3,813	4,874	-22%
Traffic Accidents	51	131	135	-3%
Traffic Citations	57	113	202	-44%
Parking Citations	0	0	0	0%
Noise Citations	1	1	1	0%
Littering Citations	0	0	0	0%
Derelict Vehicles Tagged	4	11	13	-15%
Derelict Vehicles Towed	0	0	1	-100%

GROUP B OFFENSES	THIS MONTH	THIS YEAR-TO-DATE	LAST YEAR-TO-DATE	% CHANGE
Bad Checks	0	0	1	-100%
Curfew	0	0	0	0%
Disorderly Conduct	1	7	2	250%
Driving Under the Influence	0	2	4	-50%
Drunkenness	0	0	0	0%
Non-Violent Family Offenses	3	5	11	-54%
Liquor Law Violations	0	3	4	-25%
Peeping Tom	0	0	0	0%
Runaway	2	6	0	100%
Trespassing	3	8	8	0%
Resisting Arrest	0	2	0	100%
Contributing to Delinquency of Minor	0	3	0	100%
All Other Offenses	2	6	9	-33%
Totals	11	42	39	55%

TRAINING	THIS MONTH	THIS YEAR-TO-DATE	LAST YEAR-TO-DATE	% CHANGE
Academy Hours	210	594	640	-7%
Non-Academy Hours	185	296	806	-63%
Totals	395	890	1,066	-17%
Community Programs	2	9	5	80%
				<i>Page 2 of 8</i>

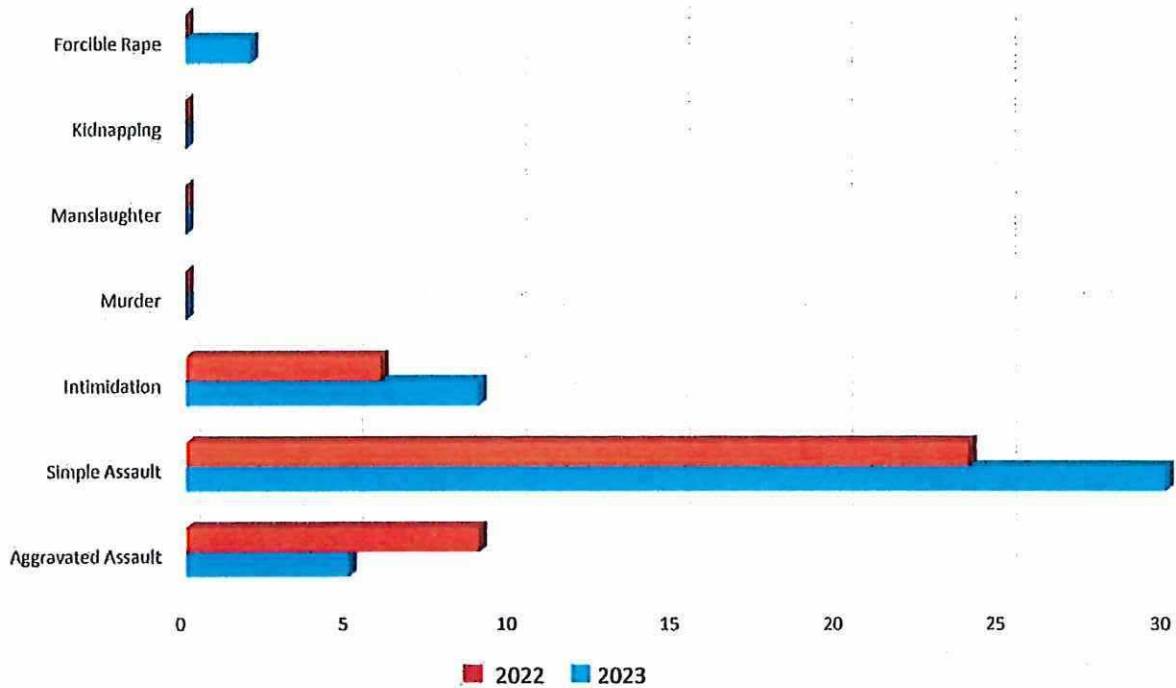
LANCASTER POLICE DEPARTMENT
MONTHLY REPORT for March 2023

FOLLOW UP INVESTIGATIONS	THIS MONTH	THIS YEAR-TO-DATE	LAST YEAR-TO-DATE	% CHANGE
DETECTIVES				
Investigative Cases	22	56	64	-13%
Arrest	0	3	8	-63%
Ex-Cleared	1	5	3	66%
Unfounded	0	4	6	-33%
Admin-Closed	2	4	18	-33%
Active	19	47	25	88%
PATROL				
Investigative Cases	97	276	230	20%
Arrest	33	73	69	6%
Ex-Cleared	5	21	8	162%
Unfounded	1	4	2	100%
Admin-Closed	15	63	87	-27%
Active	25	85	55	54%
DEPARTMENT TOTALS				
Investigative Cases	119	332	294	13%
Arrest	33	76	77	-1%
Ex-Cleared	6	26	11	100%
Unfounded	1	8	8	0%
Admin-Closed	17	67	105	-36%
Active	44	132	80	65%
ARRESTS-ALL INCIDENTS TOTAL	33	76	77	-1%

LANCASTER POLICE DEPARTMENT MONTHLY REPORT for March 2023

CRIMES AGAINST PERSONS Group A Offenses	THIS MONTH			THIS YEAR-TO-DATE			LAST YEAR-TO-DATE	
	Reported	Cleared	% Cleared	Reported	Cleared	% Cleared	Reported	%Change
Aggravated Assault	2	0	0%	5	3	60%	9	-44%
Simple Assault	12	6	50%	30	20	67%	24	25%
Intimidation	1	1	100%	9	4	44%	6	50%
Murder	0	0		0	0		0	
Manslaughter	0	0		0	0		0	
Justifiable Homicide	0	0		0	0		0	
Kidnapping	0	0		0	0		0	
Forcible Rape	1	1	100%	2	1	50%	0	100%
Forcible Sodomy	1	0	0%	1	0	0%	0	
Sexual Assault with Object	0	0		0	0		0	
Forcible Fondling	0	0		0	0		0	
Incest	0	0		0	0		0	
Statutory Rape	0	0		0	0		0	
Totals	17	8	46%	47	28	60%	39	20%
Missing Person	0	0	0%	3	3	100%	3	0%

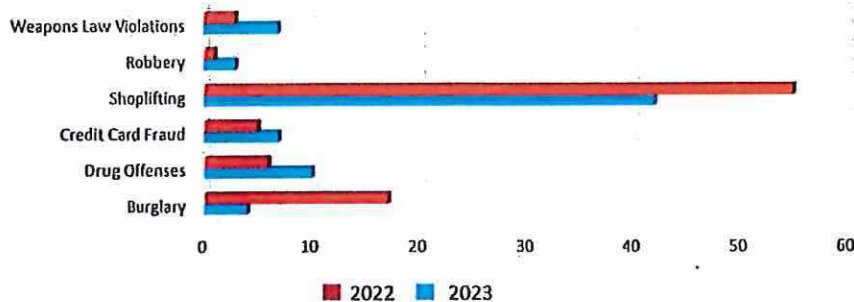
Crimes Against Persons



LANCASTER POLICE DEPARTMENT MONTHLY REPORT for March 2023

CRIMES AGAINST PROPERTY Group A Offenses	THIS MONTH			THIS YEAR-TO-DATE			LAST YEAR-TO-DATE	
	Reported	Cleared	% Cleared	Reported	Cleared	% Cleared	Reported	% Change
Arson	0	0		1	0	0%	0	100%
Bribery	0	0		0	0		0	0%
Burglary	2	1	50%	4	3	75%	17	-76%
Counterfeiting/Forgery	0	0		0	0		3	-100%
Destruction of Property	8	5	63%	24	16	66%	26	-8%
Drug Offenses	8	8	100%	10	10	100%	6	66%
Drug Equipment Offenses	0	0		0	0		0	
Embezzlement	0	0		0	0		0	
Extortion	0	0		0	0		0	
False Pretenses	4	1	25%	8	2	25%	13	-38%
Credit Card Fraud	5	2	40%	7	2	29%	5	40%
Impersonation	2	2	100%	2	2	100%	3	-33%
Welfare Fraud	0	0		0	0		0	
Wire Fraud	0	0		0	0		0	
Gambling	0	0		0	0		1	-100%
Operating Gambling	0	0		0	0		0	
Gambling Equipment	0	0		0	0		0	
Sports Tampering	0	0		0	0		0	
Pick Pocket	0	0		0	0		0	
Purse Snatching	0	0		0	0		0	
Shoplifting	17	16	94%	42	30	71%	55	-23%
Theft from Building	0	0		0	0		2	
Theft - Coin Devices	0	0		0	0		0	
Theft From Auto	3	2	67%	9	7	77%	13	-31%
Theft of Auto Parts	4	1	25%	7	2	29%	2	250%
All Other Larcenies	17	4	24%	42	19	45%	45	-6%
Motor Vehicle Theft	2	1	50%	4	2	50%	0	100%
Pornography	0	0		0	0		0	
Prostitution	0	0		0	0		0	
Promoting Prostitution	0	0		0	0		0	
Robbery	2	0	0%	3	0	0%	1	100%
Sexual Exposure	1	0	0%	1	0	0%	0	100%
Stolen Property	0	0		1	1	100%	4	-100%
Weapons Law Violations	4	2	50%	7	3	43%	3	100%
Obscene Phone Calls	0	0		0	0		0	
Use Vehicle W/O Consent	0	0		0	0		1	-100%
Totals	78	45	58%	171	99	58%	200	-14%

Crimes Against Property



**VICTIM'S ASSISTANCE ADVOCATE
MONTHLY REPORT
March 2023**

NEW CASES ASSIGNED: 52

TOTAL VICTIMS SERVED 55

Prior Contact Victims: 3

New Contact Victims: 55

TYPE OF VICTIMIZATION:

ASSAULT	8
ABHAN	0
ATTEMPTED MURDER	0
BURGLARY	2
DV	6
DVHAN	0
CHILD ABUSE	2
CSC	0
CSC W/MINOR	0
FINANCIAL CARD FRAUD	7
GRAND THEFT AUTO	0
HARASSMENT	2
ILLEGAL USE OF PHONE	0
INDECENT EXPOSURE	0
KIDNAPPING	0
MURDER	0
LARCENY >\$2000	20
POINTING/PRESENTING A FIREARM	0
ROBBERY/ATTEMPTED ROBBERY	1
STALKING	0
VIOLATION ORDER OF PROTECTION	0
OTHER: VULNERABLE ADULT ABUSE	0
OTHER: MITP	0
OTHER: ANIMAL COMPLAINT	0
OTHER: HIT & RUN	9

SERVICES PROVIDED

***NOTE* OF THE 55 VICTIMS SERVED, MANY RECEIVED A VARIETY OF SERVICE**

INFO/REFERRALS IN PERSON	52
INFO/REFERRALS TELEPHONE	10
CRIMINAL JUSTICE ADVOCACY	52
CRISIS RESPONSE	0
MAILED PROGRAM INFORMATION	10
PRIOR MONTH CONTACTS	3
COURT ACCOMPANIMENT	0
PAROLE HEARINGS ATTENDED	0
ESCORTS/SHELTER	0
ADVISED OF VICTIM'S COMPENSATION	10
FILED VICTIMS COMPENSATION APPLICATION	0
BOND HEARING NOTIFICATION	0
EMPLOYER INTERVENTION	0
WALK-INS	0
FOLLOW-UPS	3
COURT BALIFF	0

VICTIM CLASSIFICATIONS: MINORITY: 45
 CHILDREN: 4
 ELDERLY: 6
 DISABLED: 0
 OTHER: 0

***NOTE* THE PRIOR MONTH CONTACTS ARE INCLUDED IN THE TYPES OF VICTIMIZATION CATEGORIES AND THE SERVICES PROVIDED CATEGORIES.**

Lancaster Police Department
Monthly Training Hours
March 2023

SCCJA Training Hours 210 Hrs.

Non SCCJA Hours 185 Hrs.

Community Programs

Neighborhood Watch March 2nd

Breakfast with the Cops March 22nd

Buford High School Career Day March 30th

Report to Council

Overall Status: **In-Progress**

Project Name: Accreditation

4/19/2023

Tools: Purchased software for the Accreditation Assessment. The software is PowerDMS, and it is a Content Manager. We also use Lexipol which is our Content Provider. We have 144 policies within Lexipol and are waiting for the Accreditation workbench for SC. We are a part of the SCPAC (South Carolina Police Accreditation Coalition). It is a coalition of law enforcement professionals who are involved in the accreditation process. They provide training for agency executives and accreditation managers.

OBJECTIVE: To obtain SCLEA (State) & CALEA (National) Accreditation.

PROCESS: 1) Application 2) Self-Assessment 3) On-Site Assessment 4) Council Review & Decision 5) Maintaining Compliance & Re-accreditation

STANDING: We have adopted nine policies for the nine standards that were effective 1/1/2023.

Currently working with the PIO to apply for grant money to assist with the cost of Accreditation.

Currently highlighting approved policies and seeking proofs.

DTBs (Daily Training Bulletins) will now be issued once a month since we are caught up. DTBs are scenario-based training through Lexipol, that reference our policies.

I am currently in an Accreditation Manager Certification Program. It is a 4-week online training program that explains policy development, accreditation standards, written directives, proofs of compliance, mock assessments, preparing for an onsite, and maintaining accreditation going forward.



Lancaster Public Utilities Department

Monthly Report for March, 2023
Director Donald Ledford

Key Public Service Areas

- Treat wastewater and sewage to maintain and enhance water quality in the receiving waters surrounding the City.
- Operate the Industrial Pretreatment program.

Critical Objectives

- Receive, treat, and discharge wastewater in compliance with Federal and State regulations.
- Maintain the integrity of the wastewater force main delivery system and outfall structures.

Scope of Agency Operations

The Lancaster Public Utilities Department is committed to operating an effective and efficient wastewater treatment system to protect the health and safety of our citizens while protecting the environment.

Parameter

Flow – 7.50 MGD Limit
Biological Oxygen Demand
Suspended Solids
E-coli
Dissolved Oxygen Content
pH Level
Ammonia
Chlorine Residual
Total Phosphorus
Toxicity
Total Nitrogen
Semi-Volatiles
Current Solids Concentration
Biosolids Wasted

Compliant

Yes
Yes
Yes
Yes
Yes
Yes
Yes
Yes
Yes
Yes
Yes
N/A
4410 mg/L
190,000 lbs.

Narrative Information:

For the month, we treated 77.55 million gallons of wastewater. Total potable water usage was 10,000 gals. We used 56,965 lbs. of lime, 10,282 lbs. of salt and 49,557 lbs. of Alum. We land applied 304 cubic yards of dewatered sludge using 1393 lbs. of polymer. There were no permit violations this month.

We have been required to run toxicity testing as a requirement of our capacity upgrade. The first of those samples have been run and the city has passed them. Over the next 3 months, we will continue to run those tests. I will report the results as they become available.



Lancaster Public Works Department Water and Sewer Division

Monthly Report for March 2023

Public Works Director Rendell Mingo
Field Superintendent Ken Sims

Key Public Service Areas	Critical Objectives			
<ul style="list-style-type: none"> ➤ Repair and maintain the water delivery system to ensure the safe and efficient delivery of clean potable water. ➤ Repair and maintain the wastewater collection system to protect local health and safety and protect the environment. 	<ul style="list-style-type: none"> • Maintain the integrity of the water supply distribution system. • Maintain the integrity of the wastewater collection system. • Respond to complaints in a timely manner. • Monitor operation of the water distribution and wastewater collection systems to ensure compliance with Federal and State regulations. 			
	Performance Report			
	Indicator	Month	Current YTD	Previous YTD
	Water Main Breaks Repaired	23	71	75
Average Resolution Time – Water Main Breaks	3hr.	3hr.	3hr.	
Feet of Water Line Replaced	105	6,203	510	
Number of Fire Hydrants Repaired/Replaced/New	0	5	1	
Number of Hydrants Maintenance Needed	1	3	0	
Inoperable Fire Hydrants	0	1	0	
Percentage of Unacct. Water	31.1%	31.16%	42.83%	
Sewer Main Line and City-side Lateral Stoppages	21	59	43	
Feet of Sewer Line Repaired/Replaced	151	4,657	571	
Feet of Sewer Line Videoed	6,933	22,124	5,880	
Sewer line W/SI SI Rats	12,715	36,440	30,230	
Feet of Sewer Line Flushed	11,565	33,237	34,490	
Number of Reportable Sanitary Sewer Overflows	0	0	0	
Smoke Tested	11,736	24,590	30,000	

Scope of Agency Operations

The Lancaster Public Works Department/ Water and Sewer Division manage the water distribution system, which provides quality drinking water daily. It also manages the wastewater collection system, including lift stations and connections with the Lancaster County Water and Sewer District to collect and safely deliver wastewater to the City of Lancaster Public Utilities Department.

Narrative Information: All sewer calls are handled as emergencies and completed on the same day the call is received and, in most cases, the same hour it is received. In the event of multiple calls, they are prioritized by the severity of environmental and customer impact.

Lancaster Public Works Department Miscellaneous Divisions



Monthly Report for March 2023

*Public Works Director Kirk Mingo
Field Superintendent Ken Sims*

Key Public Service Areas

- Maintain the City's water meter system

Critical Objectives

- Maintain the integrity of the water meter system.

Scope of Agency Operations

The Lancaster Public Works Department also maintains various size water meters servicing approximately 6,000 utility accounts.

Performance Report

<i>Indicator</i>	<i>Month</i>	<i>Current YTD</i>	<i>Previous YTD</i>
<i>Number of Completed Work orders.</i>	630	1,668	2,696
<i>Number of Outstanding work orders</i>	10	50	155
<i>Number of Inoperable Water Meters</i>	0	0	0
<i>Number of Meters Read for Timely Billing</i>	6,576	19,602	19,354
<i>Number of Utility Cuts Repaired</i>	12	36	28
<i>Number of incomplete Utility Cuts</i>	7	38	35

Narrative Information:

**CITY OF LANCASTER
SOLID WASTE DEPARTMENT**

MONTHLY REPORT FOR MARCH 2023

Matthew B Berry

Director of Sanitation & Maintenance Operations

*Ensure accessibility and cleanliness of City Streets and sidewalks.
Install and maintain Street names and City traffic control signage.
Collect and dispose of residential and commercial solid waste.
Collect and dispose of residential rubbish and debris.
Collect and dispose of commercial cardboard.
Repair and maintain the City's motor vehicle fleet and power equipment
owned and operated by the City.*

SCOPE OF OPERATIONS

The City of Lancaster Solid Waste Department Street and Sanitation Division is responsible for maintaining approximately eleven miles of City streets, related sidewalks and City street cleanliness. This department also collects, handles, disposes of residential solid waste, brush, trash, commercial solid waste, cardboard collection, and seasonal leaf collection. The City of Lancaster Vehicle Maintenance Department repairs and maintains the motor vehicles and power equipment owned and operated by the City.

PERFORMANCE REPORT

	MONTH OF MAR	CURRENT YTD	PREVIOUS YTD
NUMBER OF SIGNS REPAIRED OR REPLACED		19	16
MILES OF ROADWAY SWEEP	451	89.00	147.00
TONS OF CITY RESIDENTIAL SOLID WASTE COLLECTED	249.86	1688.94	859.49
TONS OF CITY COMMERCIAL SOLID WASTE COLLECTED	387.43	2569.73	1,668.43
TONS OF CITY RESIDENTIAL TRASH, LEAVES AND BRUSH COLLECTED	164.87	1188.37	521.32
TONS OF CITY CARDBOARD COLLECTED	18.69	121.19	204.44
TONS OF INDEPENDENT MSW COLLECTED	1888.26	1492.73	6,635.97
TONS OF INDEPENDENT C & D COLLECTED	597.98	4191.34	4,077.10
TONS OF INDEPENDENT CARDBOARD COLLECTED	15.12	108.21	75.54
TOTAL TONS RECEIVED AT TRANSFER STATION	3,322.21	11,449.51	14,042.29

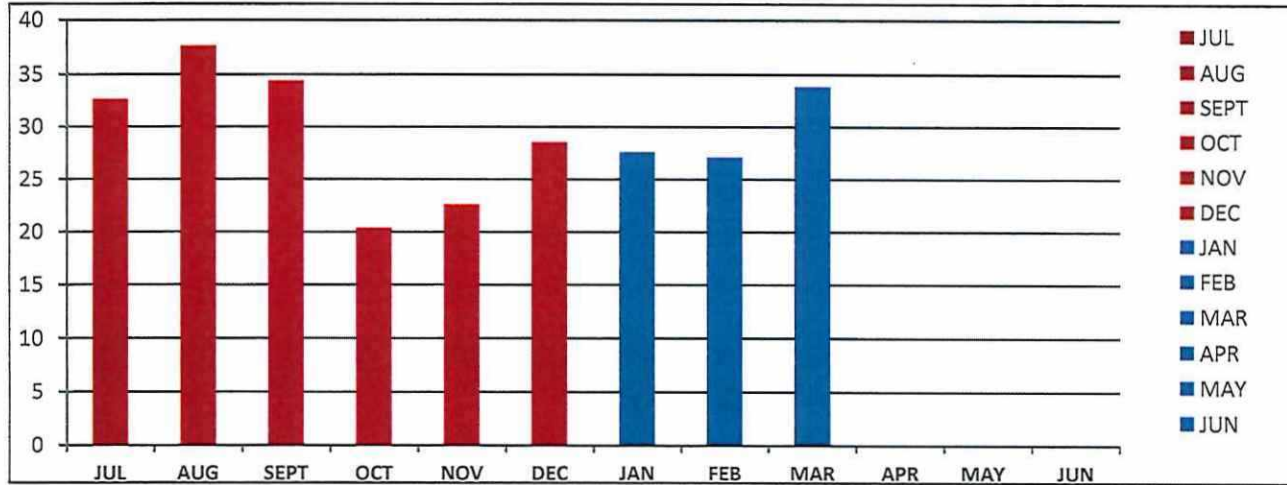


SOLID WASTE RECYCLE
 CARDBOARD
 JULY 2022- JUNE 2023



COMMERCIAL TONS

JUL	32.66
AUG	37.64
SEPT	34.43
OCT	20.44
NOV	22.67
DEC	28.56
JAN	27.59
FEB	27.09
MAR	33.81
APR	
MAY	
JUN	



MATTHEW B BERRY
 Director of Sanitation & Maintenance Operations
 SOLID WASTE DEPARTMENT

CITY TRANSFER STATION REPORT
JUL 2022 - JUN 2023

	JUL	AUG	SEPT	OCT	NOV	DEC	JAN	FEB	MAR	APR	MAY	JUN
ACFI	0.00	\$0.00	\$1,081.41	\$0.00	\$0.00	\$0.00	\$0.00	\$0.00	\$0.00	\$0.00	\$0.00	\$0.00
ACTIVE WASTE SOLUTIONS	\$26,920.26	\$16,050.00	\$19,756.97	\$19,551.16	\$20,299.23	\$19,797.54	\$20,592.00	\$23,621.36	\$24,220.19	\$0.00	\$0.00	\$0.00
ALL CLEAN DISASTER SERVICES	\$149.65	\$70.83	\$14.85	\$197.63	\$0.00	\$0.00	\$0.00	\$0.00	\$0.00	\$0.00	\$0.00	\$0.00
BADCOCK	\$394.51	\$329.97	\$351.68	\$339.11	\$324.83	\$155.08	\$609.11	\$51.98	\$361.95	\$0.00	\$0.00	\$0.00
BOGGS CONTRACTING, LLC	\$459.35	\$0.00	\$0.00	\$0.00	\$0.00	\$0.00	\$0.00	\$0.00	\$0.00	\$0.00	\$0.00	\$0.00
BUILDERS SUPPLY	\$1,023.73	\$980.89	\$1,012.90	\$992.89	\$1,492.12	\$256.47	\$1,711.60	\$1,044.79	\$1,298.47	\$0.00	\$0.00	\$0.00
BYPASS FAST LUBE	\$0.00	\$0.00	\$0.00	\$0.00	\$0.00	\$0.00	\$0.00	\$0.00	\$0.00	\$0.00	\$0.00	\$0.00
BZP	\$0.00	\$0.00	\$0.00	\$0.00	\$0.00	\$0.00	\$0.00	\$0.00	\$0.00	\$0.00	\$0.00	\$0.00
C & D TRASH SERVICE OF EDGEMOOR LLC	\$1,125.47	\$738.44	\$1,004.29	\$1,252.51	\$1,079.20	\$1,023.75	\$1,976.25	\$1,032.58	\$1,495.62	\$0.00	\$0.00	\$0.00
CAROLINA HOME HEROES							\$624.21	\$0.00	\$717.59	\$0.00	\$0.00	\$0.00
CCRM, LLC	\$513.83	\$549.32	\$0.00	\$0.00	\$0.00	\$0.00	\$0.00	\$0.00	\$0.00	\$0.00	\$0.00	\$0.00
CMH HOMES INC	\$500.00	\$531.72	\$742.00	\$742.00	\$258.00	\$242.00	\$1,000.00	\$242.00	\$803.28	\$0.00	\$0.00	\$0.00
COMPORIUM	\$620.34	\$700.30	\$839.09	\$652.89	\$779.69	\$291.88	\$1,049.31	\$402.69	\$733.43	\$0.00	\$0.00	\$0.00
DEPENDABLE DUMPSTER SERVICE	\$0.00	\$0.00	\$0.00	\$0.00	\$73.11	\$191.44	\$225.22	\$0.00	\$61.00	\$0.00	\$0.00	\$0.00
DAVITA LANCASTER	\$0.00	\$0.00	\$0.00	\$0.00	\$0.00	\$0.00	\$0.00	\$0.00	\$0.00	\$0.00	\$0.00	\$0.00
EAST GAY RENTALS, LLC	\$0.00	\$0.00	\$0.00	\$0.00	\$0.00	\$0.00	\$0.00	\$0.00	\$0.00	\$0.00	\$0.00	\$0.00
EAT PROPERTIES, LLC	\$0.00	\$0.00	\$0.00	\$0.00	\$0.00	\$0.00	\$0.00	\$0.00	\$0.00	\$0.00	\$0.00	\$0.00
EPI INVESTMENTS, LLC	\$594.53	\$196.00	\$483.13	\$0.00	\$0.00	\$0.00	\$0.00	\$0.00	\$0.00	\$0.00	\$0.00	\$0.00
FIREPLACE SYSTEMS, INC	\$491.26	\$180.00	\$225.00	\$180.00	\$449.97	\$0.00	\$710.20	\$0.00	\$556.01	\$0.00	\$0.00	\$0.00
GREATER NEW HOPE CDC							\$414.18	\$0.00	\$52.00	\$0.00	\$0.00	\$0.00
FRONT YARD INVESTMENTS, LLC	\$0.00	\$0.00	\$0.00	\$0.00	\$0.00	\$242.00	\$0.00	\$0.00	\$0.00	\$0.00	\$0.00	\$0.00
GRACE KELLY'S LLC	\$892.01	\$0.00	\$0.00	\$0.00	\$0.00	\$0.00	\$0.00	\$0.00	\$0.00	\$0.00	\$0.00	\$0.00
HABITAT FOR HUMANITY OF LANCASTER CO	\$0.00	\$0.00	\$0.00	\$0.00	\$0.00	\$0.00	\$0.00	\$0.00	\$0.00	\$0.00	\$0.00	\$0.00
HOME SPECIALTIES	\$0.00	\$0.00	\$108.53	\$237.05	\$162.81	\$64.28	\$157.18	\$0.00	\$247.75	\$0.00	\$0.00	\$0.00
J&D OF LANCASTER INC	\$0.00	\$0.00	\$0.00	\$0.00	\$0.00	\$0.00	\$0.00	\$0.00	\$0.00	\$0.00	\$0.00	\$0.00
ILJ INVESTMENTS, LLC	\$0.00	\$0.00	\$0.00	\$0.00	\$0.00	\$0.00	\$0.00	\$0.00	\$0.00	\$0.00	\$0.00	\$0.00
L & C RAILROAD	\$0.00	\$0.00	\$0.00	\$0.00	\$0.00	\$0.00	\$0.00	\$0.00	\$0.00	\$0.00	\$0.00	\$0.00
LANCASTER COUNTY PUBLIC WORKS	\$27,372.08	\$19,443.34	\$28,950.59	\$26,506.50	\$28,055.14	\$29,224.54	\$31,841.07	\$25,992.02	\$26,169.80	\$0.00	\$0.00	\$0.00
LANCASTER FUNERAL HOME	\$0.00	\$0.00	\$0.00	\$0.00	\$0.00	\$0.00	\$0.00	\$0.00	\$0.00	\$0.00	\$0.00	\$0.00
LANDSCAPE DESIGNS AND LAWN CARE LLC	\$0.00	\$0.00	\$0.00	\$0.00	\$0.00	\$0.00	\$0.00	\$0.00	\$0.00	\$0.00	\$0.00	\$0.00
MAGIC TOUCH CAR WASH	\$0.00	\$0.00	\$0.00	\$0.00	\$0.00	\$0.00	\$0.00	\$0.00	\$0.00	\$0.00	\$0.00	\$0.00
MERCADOS CONSTRUCTION	\$479.26	\$477.36	\$147.25	\$289.35	\$359.43	\$277.60	\$261.77	\$190.68	\$226.75	\$0.00	\$0.00	\$0.00
MUSC HEALTH LANCASTER MED CTR	\$1,327.22	\$1,351.15	\$1,478.63	\$1,326.00	\$600.00	\$762.41	\$4,443.33	\$773.67	\$1,568.00	\$0.00	\$0.00	\$0.00
NILE BEAUTY SUPPLY	\$0.00	\$0.00	\$0.00	\$0.00	\$0.00	\$0.00	\$0.00	\$0.00	\$0.00	\$0.00	\$0.00	\$0.00
PALMETTO PLACE APTS	\$467.25	\$468.95	\$482.67	\$381.00	\$488.39	\$93.68	\$816.26	\$214.20	\$468.39	\$0.00	\$0.00	\$0.00
QUALITY INN	\$0.00	\$0.00	\$0.00	\$722.29	\$444.20	\$0.00	\$381.00	\$0.00	\$0.00	\$0.00	\$0.00	\$0.00
QUICK STOP	\$0.00	\$0.00	\$0.00	\$0.00	\$0.00	\$0.00	\$0.00	\$0.00	\$0.00	\$0.00	\$0.00	\$0.00
PROGRESS CAROLINA LLC	\$0.00	\$0.00	\$0.00	\$0.00	\$0.00	\$0.00	\$0.00	\$0.00	\$0.00	\$0.00	\$0.00	\$0.00
REPUBLIC SERVICES	\$14,720.11	\$10,930.45	\$19,135.29	\$18,127.05	\$17,378.72	\$18,255.39	\$27,347.42	\$18,525.69	\$20,994.34	\$0.00	\$0.00	\$0.00
ROBINSON'S TRASH SERVICE	\$5,081.66	\$2,927.31	\$4,748.26	\$4,508.49	\$4,374.10	\$5,752.78	\$3,240.54	\$2,617.76	\$2,953.39	\$0.00	\$0.00	\$0.00
RUBICON GLOBAL-DOLLAR GENERAL	\$0.00	\$0.00	\$0.00	\$0.00	\$0.00	\$0.00	\$0.00	\$0.00	\$0.00	\$0.00	\$0.00	\$0.00
RPG CONSTRUCTION, LLC	\$0.00	\$0.00	\$0.00	\$0.00	\$0.00	\$0.00	\$0.00	\$0.00	\$0.00	\$0.00	\$0.00	\$0.00
RURAL GARBAGE SERVICES	\$16,337.08	\$10,957.21	\$17,458.54	\$15,201.48	\$16,155.49	\$17,067.88	\$17,177.19	\$15,960.29	\$17,997.97	\$0.00	\$0.00	\$0.00
SUPER 8							\$384.47	\$2,767.72	\$0.00	\$0.00	\$0.00	\$0.00
SECOND BAPTIST CHURCH	\$0.00	\$58.88	\$0.00	\$0.00	\$0.00	\$0.00	\$0.00	\$0.00	\$0.00	\$0.00	\$0.00	\$0.00
SPRINGLAND ASSOCIATES	\$258.00	\$258.00	\$393.95	\$258.00	\$359.10	\$0.00	\$516.00	\$0.00	\$378.52	\$0.00	\$0.00	\$0.00
TALL OAK BUILDERS, LLC	\$0.00	\$44.55	\$0.00	\$0.00	\$0.00	\$13.14	\$0.00	\$21.11	\$16.42	\$0.00	\$0.00	\$0.00
TOWN OF HEATH SPRINGS	\$811.14	\$374.55	\$930.48	\$756.44	\$737.34	\$994.38	\$1,028.16	\$574.30	\$998.93	\$0.00	\$0.00	\$0.00
TRASH CONTROL	\$4,195.74	\$3,182.46	\$7,668.34	\$8,237.40	\$7,967.96	\$6,494.04	\$8,249.81	\$7,087.27	\$7,086.71	\$0.00	\$0.00	\$0.00
TRS FROZEN FOODS	\$0.00	\$0.00	\$0.00	\$0.00	\$0.00	\$0.00	\$0.00	\$0.00	\$0.00	\$0.00	\$0.00	\$0.00
UNITED SITE SERVICES	\$4,205.72	\$4,774.12	\$8,764.87	\$7,151.36	\$4,152.16	\$2,974.23	\$6,357.65	\$4,263.77	\$3,008.98	\$0.00	\$0.00	\$0.00
VENTURE CONSTRUCTION COMPANY							\$1,583.50	\$356.48	\$823.16	\$0.00	\$0.00	\$0.00
VALUE WASTE SERVICES	\$0.00	\$287.85	\$0.00	\$0.00	\$37.82	\$0.00	\$0.00	\$0.00	\$0.00	\$0.00	\$0.00	\$0.00
WALMART	\$1,568.66	\$1,469.42	\$2,405.23	\$1,404.68	\$1,474.35	\$2,469.23	\$2,685.26	\$1,441.74	\$1,319.51	\$0.00	\$0.00	\$0.00
WASTE MANAGEMENT - CHARLOTTE SOUTH	\$9,354.61	\$4,382.66	\$7,447.70	\$6,427.57	\$6,902.14	\$6,913.81	\$6,210.75	\$6,665.54	\$7,585.57	\$0.00	\$0.00	\$0.00
WASTE MANAGEMENT - SC	\$0.00	\$0.00	\$0.00	\$0.00	\$358.07	\$0.00	\$0.00	\$0.00	\$0.00	\$0.00	\$0.00	\$0.00
WWTP	\$743.53	\$0.00	\$675.22	\$51.98	\$1,452.75	\$801.00	\$827.48	\$149.65	\$1,253.55	\$0.00	\$0.00	\$0.00
WILLIAMS FLOORING	\$778.94	\$385.95	\$617.28	\$521.90	\$652.13	\$107.96	\$966.67	\$399.30	\$617.28	\$0.00	\$0.00	\$0.00
WOODLAND BUSINESS PARK	\$0.00	\$0.00	\$0.00	\$0.00	\$0.00	\$0.00	\$0.00	\$0.00	\$0.00	\$0.00	\$0.00	\$0.00
QUICK STOP	\$120,269.94	\$82,101.64	\$126,925.15	\$116,056.73	\$118,503.21	\$112,464.51	\$142,678.94	\$112,357.52	\$126,042.29	\$0.00	\$0.00	\$0.00

**CITY OF LANCASTER
SOLID WASTE DEPARTMENT**

VEHICLE MAINTENANCE DIVISION

Monthly Report for MARCH 2023

Matthew B Berry

Director of Sanitation & Maintenance Operations

Critical Objectives

Repair and maintain the City's motor vehicle fleet and power equipment operated by the City.

SCOPE OF OPERATIONS

The City of Lancaster's Vehicle Maintenance division is responsible for repairs and maintains the motor vehicles and power equipment owned and operated by the City.

PERFORMANCE REPORT

INDICATOR	MONTH OF MARCH	CURRENT YTD	PREVIOUS YTD
LARGE EQUIPMENT <i>Backhoes, Tractors, Trailers, Valve Machine, Etc.</i>	44	479	490
SMALL EQUIPMENT <i>Lawnmowers, Pumps, Weedeaters, Chainsaws, Etc.</i>	4	14	37
VEHICLES PREVENTATIVE MAINTENANCE	27	194	198
VEHICLES GENERAL REPAIRS	105	781	760
VEHICLES AND EQUIPEMENT <i>Repairs due to Negligence</i>	0	1	2
TOTAL EQUIPMENT REPAIRED	48	478	527
TOTAL VEHICLES REPAIRED	105	781	760
GRAND TOTAL REPAIRED <i>Vehicles, Equipment, & PM</i>	180	1452	1485

2022-2023 Tranfer Station Independent MSW Tons

	Jul Activity Aug Invoice	Aug Activity Sept Invoice	Sept Activity Oct Invoice	Oct Activity Nov Invoice	Nov Activity Dec Invoice	Dec Activity Jan Invoice	Jan Activity Feb Invoice	Feb Activity Mar Invoice	Mar Activity Apr Invoice	Apr Activity May Invoice	May Activity June Invoice	June Activity July Invoice
LEE COUNTY MSW TOTAL	2439.23	2698.82	2374.31	2308.12	2545.95	2565.58	2742.67	2363.37	2557.67			
Lancaster County PW	591.16	433.23	581.20	582.45	610.05	618.27	646.65	573.96	570.55			
Active Waste	382.75	279.25	301.91	313.96	393.69	397.34	350.16	375.75	403.24			
C & D Trash Service	30.65	20.11	27.35	34.11	29.39	27.88	53.82	28.12	40.73			
Mercardos									3.30			
Republic Waste	147.13	126.27	197.02	190.23	132.56	239.95	300.81	207.27	222.13			
Robinson Trash	138.39	79.72	129.31	122.78	119.12	102.20	88.25	71.29	80.43			
Rural Garbage	388.32	256.57	393.83	359.18	391.54	406.20	416.46	359.03	406.91			
Town of Heath Springs	22.09	10.20	25.34	20.60	20.08	27.08	28.00	15.64	25.57			
Trash Control	41.63	21.70	75.21	78.84	51.09	90.78	94.75	84.96	86.01			
Waste Management Char So	29.31	15.23	26.64	28.72	34.10	30.54	27.79	27.76	32.83			
Waste Management SC	0.00	0.00	0.00	0.00	5.95	30.54	0.00	0.00	0.00			
Total Independent MSW	1771.43	1243.28	1757.81	1730.87	1787.57	1970.78	2006.69	1743.78	1871.70	0.00	0.00	0.00
Bill to City Based on Total Tons	667.80	1455.54	616.50	577.25	758.38	594.80	735.98	619.59	685.97	0.00	0.00	0.00

OVERTIME REPORT
MARCH

Department	Monthly OT Hours	Monthly Amount	Year to Date Amount	Budget	% Spent	Justification
City Administration & Human Resources	7.00	\$275.43	\$2,520.76	\$4,000.00	63.02%	City Council meeting, workers' compensation audit, & Police Department promotions paperwork
Finance & Utility Billing	48.00	\$1,379.05	\$17,677.25	\$20,500.00	86.23%	Posting late fees, adding 2nd penalty, running end of month reports, utility billing edits, cutoff list, entering manual readings, & AP processing
Information Technology	2.00	\$64.59	\$1,426.67	\$6,500.00	21.95%	Dispatch updates
Police	483.25	\$14,742.80	\$127,141.69	\$160,000.00	79.46%	Maintaining adequate level of service due to being short staffed
Courts	11.50	\$393.80	\$3,061.22	\$8,000.00	38.27%	Court & providing coverage for employee on holiday
Fire	6.25	\$200.51	\$1,084.02	\$3,500.00	30.97%	Training & providing coverage for employee on holiday
Street	2.00	\$49.50	\$142.56	\$4,000.00	3.56%	Running late load to landfill
Building & Zoning	13.50	\$415.39	\$666.79	\$1,000.00	66.68%	Planning Commission and Board of Zoning Appeal meetings, issuing business license renewal invoices, & covering for employee on sick leave
Events & See Lancaster	3.75	\$70.49	\$1,483.90	\$4,000.00	37.10%	Meetings with Bendford Brewing, Council Member, Red Rose Festival Vendor, and United Way, & picking up supplies
Grounds Maintenance	3.50	\$103.44	\$1,830.17	\$7,000.00	26.15%	Running late load to landfill

OVERTIME REPORT
MARCH

Department	Monthly OT Hours	Monthly Amount	Year to Date Amount	Budget	% Spent	Justification
Vehicle Maintenance	20.00	\$552.16	\$7,065.58	\$13,000.00	54.35%	Providing coverage for sick employee
Public Works & Solid Waste Administration	0.75	\$18.46	\$190.82	\$2,000.00	9.54%	Flagging grave for urn burial
Water Distribution	56.75	\$1,654.84	\$15,557.18	\$22,700.00	68.53%	Water leak on Hampton Grace Ave and Normandy Rd, no water pressure on Hillcrest Ave, & afterhours cutoff due to owner side water leak
Wastewater Treatment Plant	10.50	\$326.46	\$4,292.91	\$4,500.00	95.40%	Rain events & pump repair
Wastewater Collection	43.00	\$1,298.35	\$16,836.36	\$25,000.00	67.35%	Emergency replacement sewer tap on Gladstone & sewer stoppage on Sherwood and Confederate Avenue that required point repair work
Residential Garbage	13.00	\$328.48	\$7,583.84	\$10,500.00	72.23%	Running late load & delivering sway carts
Recycling	0.00	\$0.00	\$267.15	\$3,000.00	8.91%	----
Commercial Garbage	0.00	\$0.00	\$88.16	\$4,000.00	2.20%	----
Transfer Station	58.00	\$1,754.57	\$33,471.36	\$50,000.00	66.94%	Running early and late load to landfill, cleaning transfer station, waiting on trucks to weigh out, & providing coverage for sick employee